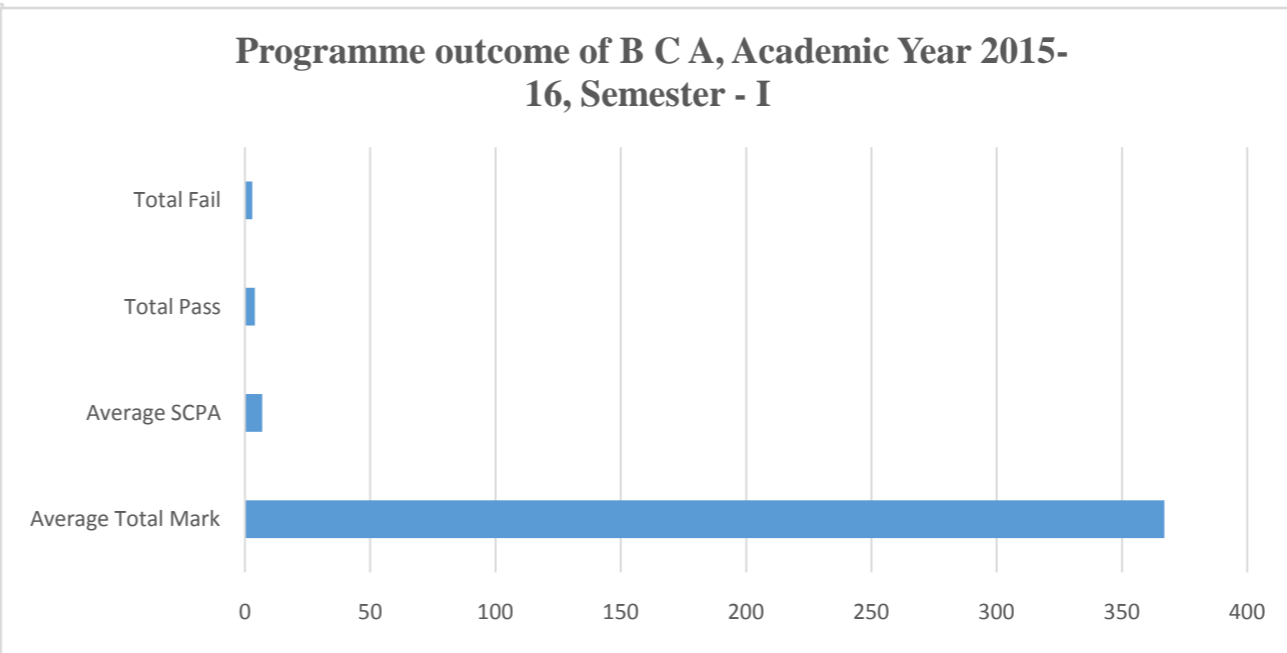
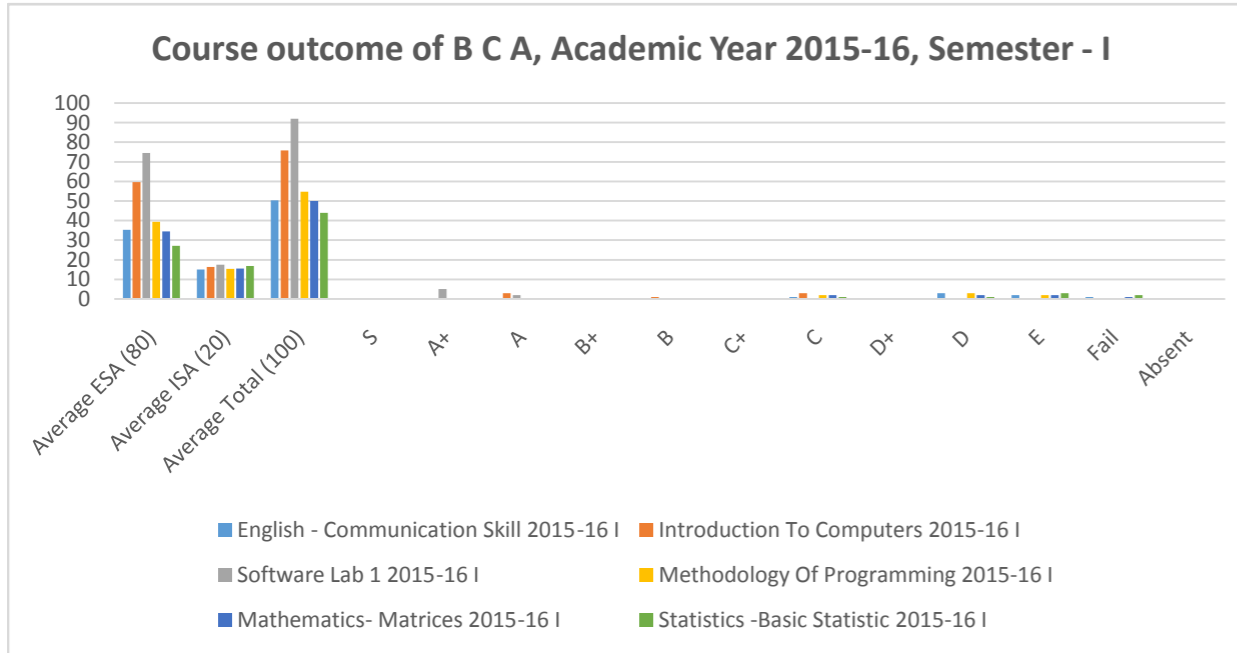


Admission Batch : 2015-18

Course & Programme outcome of B C A, Academic Year 2015-16, Semester - I


Program me	Course Code	Course	Academi c Year	Semes ter	Hand led By	Average ESA (80)	Average ISA (20)	Average Total (100)	S	A+	A	B+	B	C+	C	D+	D	E	Fail	Abse nt	Total Count of Grad es	Averag e Total Mark	Aver age SCP A	Total Pass	Total Fail	Total Students Count
BCA	EN01AA901	English - Communication Skill	2015-16	I		35.2857	15	50.2857	-	-	-	-	-	-	1	-	3	2	1	-	7	367	6.87	4	3	7
BCA	CS01BAC09	Introduction To Computers	2015-16	I		59.5714	16.2857	75.8571	-	-	3	-	1	-	3	-	-	-	-	-	7					
BCA	CS01BAC11	Software Lab 1	2015-16	I		74.5714	17.4286	92	-	5	2	-	-	-	-	-	-	-	-	-	7					
BCA	CS01BBA01	Methodology Of Programming	2015-16	I		39.4286	15.2857	54.7143	-	-	-	-	-	-	2	-	3	2	-	-	7					
BCA	MT01CAC01	Mathematics- Matrices	2015-16	I		34.4286	15.5714	50	-	-	-	-	-	-	2	-	2	2	1	-	7					
BCA	ST01CAC01	Statistics -Basic Statistic	2015-16	I		27.1429	16.8571	44	-	-	-	-	-	-	1	-	1	3	2	-	7					



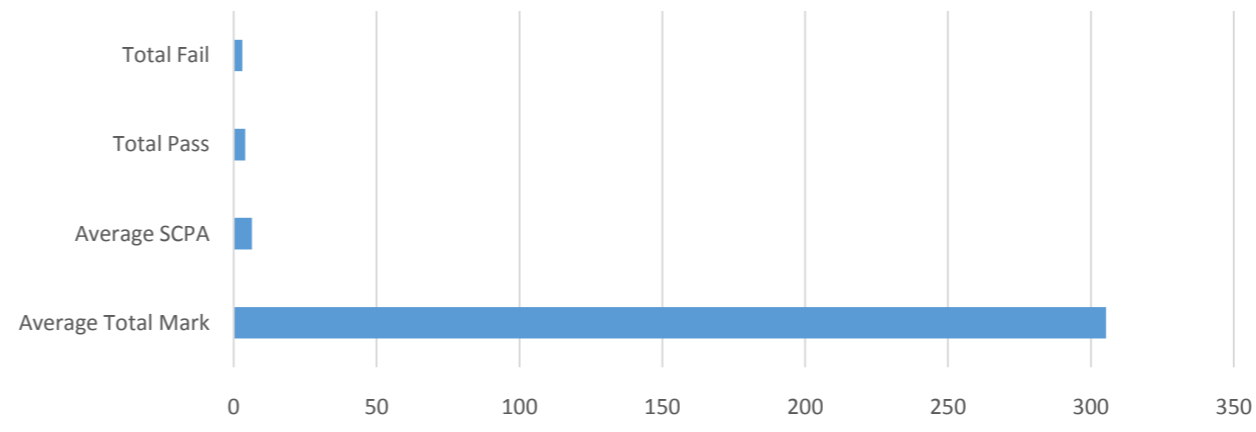
Course & Programme outcome of BCA, Academic Year 2015-16, Semester - II

Program me	Course Code	Course	Academi c Year	Semes ter	Hand led By	Average ESA (80)	Average ISA (20)	Average Total (100)	S	A+	A	B+	B	C+	C	D+	D	E	Fail	Abse nt	Total Count of Grad es	Averag e Total Mark	Aver age SCP A	Total Pass	Total Fail	Total Students Count
BCA	EN02AA901	ENGLISH -CRITICAL THINKIN	2015-16	II		25.43	11.57	37.00	-	-	-	-	-	-	-	1	4	1	1	7	305.29	6.39	4	3	7	
BCA	CS02BAC08	ACCOUNTING & PROGRAMM	2015-16	II		50.4286	11.4286	61.8571	-	-	2	-	-	-	4	-	-	-	-	1						7
BCA	CS02BAC09	DATA STRUCTURES	2015-16	II		41.5714	12	53.5714	-	-	-	-	1	-	2	-	3	-	-	1						7
BCA	CS02BAC10	FUNDAMENTAL OF DIGITAL	2015-16	II		29.5714	12.4286	42	-	-	-	-	-	-	1	-	1	4	-	1						7
BCA	CS02BAC11	SOFTWARE LAB - 2	2015-16	II		62.2857	14	76.2857	-	4	1	-	1	-	-	-	-	-	-	1						7
BCA	MT04CA903	MATHEMATICS - DISCREATE	2015-16	II		21	13.5714	34.5714	-	-	-	-	-	-	-	-	1	3	2	1						7

Course outcome of BCA, Academic Year 2015-16, Semester - II



Programme Outcome of BCA, Academic Year 2015-16, Semester - II




Overall Pass %
57.14

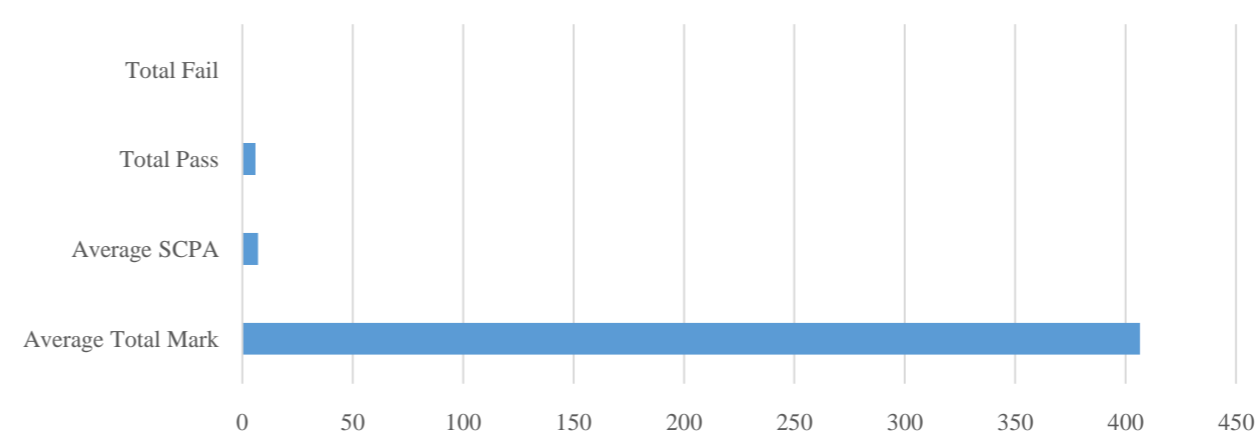
Course & Programme outcome of BCA, Academic Year 2016-17, Semester - III

Program me	Course Code	Course	Academi c Year	Semes ter	Hand led By	Average ESA (80)	Average ISA (20)	Average Total (100)	S	A+	A	B+	B	C+	C	D+	D	E	Fail	Abse nt	Total Count of Grad es	Averag e Total Mark	Aver age SCP A	Total Pass	Total Fail	Total Students Count
BCA	CS03BAC10	DESIGN AND ALAYISIS OF AI	2016-17	III		42.00	18.00	60.00	-	-	1	-	-	-	3	-	-	2	-	-	6	406.5	7.06	6	0	6
BCA	CS03BAC11	COMPUTER ORGANIZATION	2016-17	III		47.6667	18	65.6667	-	-	1	-	-	-	4	-	1	-	-	-	6					
BCA	CS03BAC12	COMPUTER GRAPHICS	2016-17	III		43.3333	17.5	60.8333	-	-	-	-	1	-	2	-	3	-	-	-	6					
BCA	CS03BAC13	OBJECT ORIENTED PROGRAM	2016-17	III		46.3333	17.6667	64	-	-	-	-	1	-	4	-	1	-	-	-	6					
BCA	CS03BAC14	SOFTWARE LAB-III	2016-17	III		78.3333	19.8333	98.1667	-	6	-	-	-	-	-	-	-	-	-	-	6					
BCA	ST03CAC01	STATISTICS-ADVANCED STA	2016-17	III		39.8333	18	57.8333	-	-	-	-	1	-	2	-	1	2	-	-	6					

Course Outcome of BCA, Academic Year 2016-17, Semester - III



Programme Outcome of BCA, Academic Year 2016-17, Semester - III

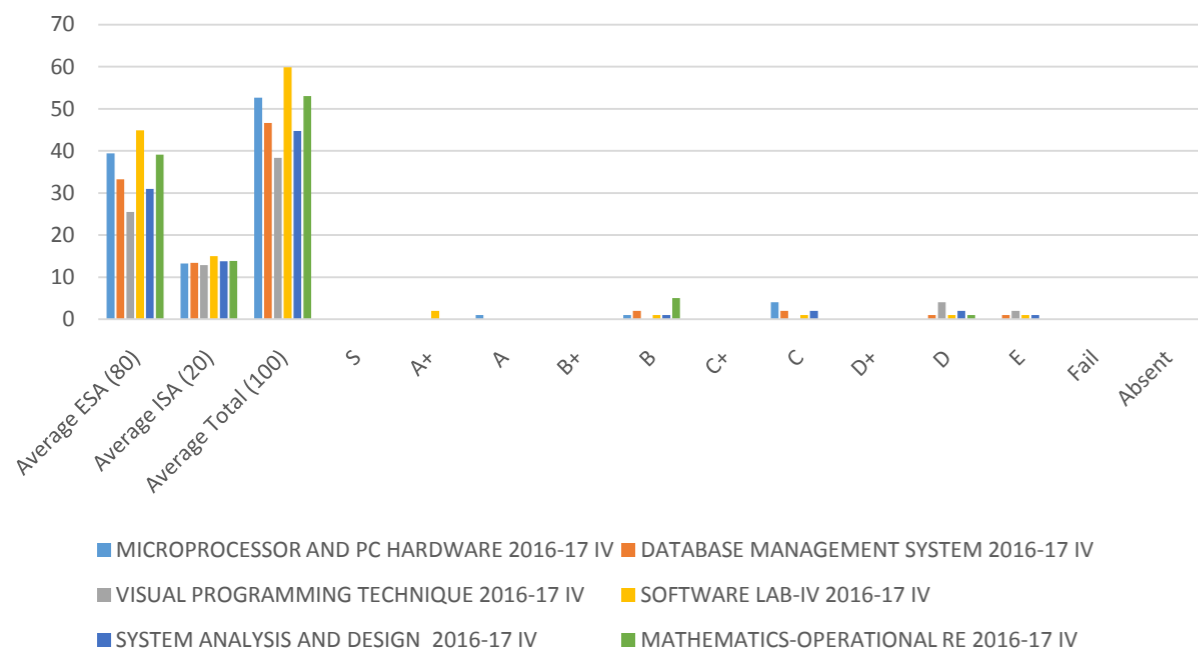


Overall Pass %
100.00

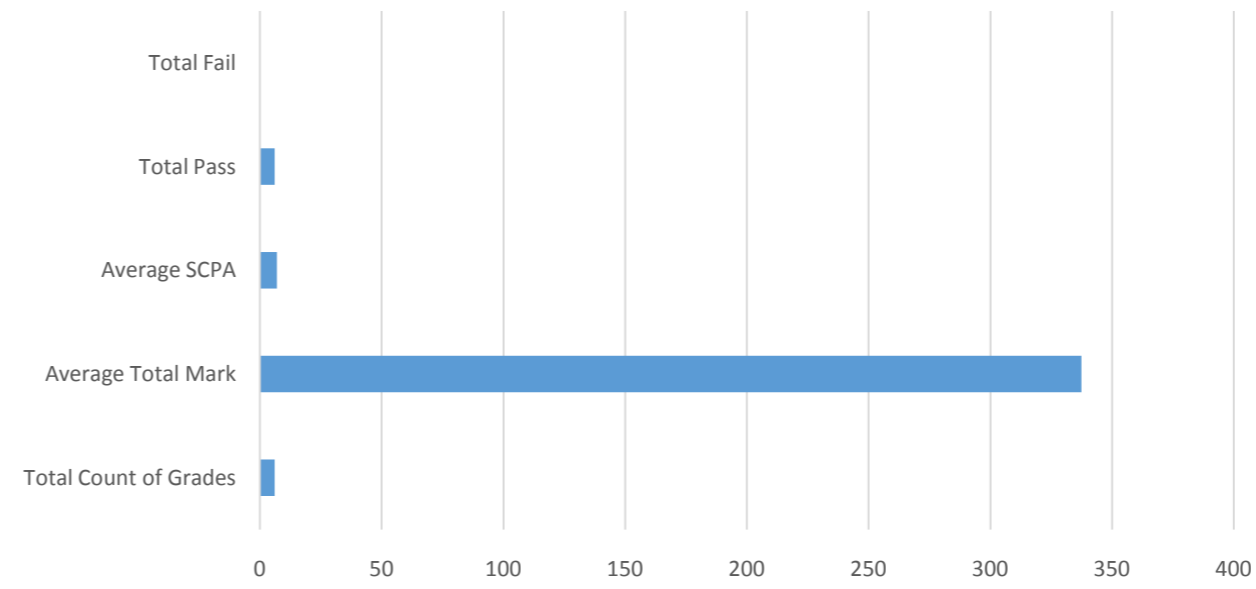
Course & Programme outcome of BCA, Academic Year 2016-17, Semester - IV

Program me	Course Code	Course	Academi c Year	Semes ter	Hand led By	Average ESA (80)	Average ISA (20)	Average Total (100)	S	A+	A	B+	B	C+	C	D+	D	E	Fail	Abse nt	Total Count of Grades	Averag e Total Mark	Aver age SCP A	Total Pass	Total Fail	Total Students Count	
BCA	CS04BA03	MICROPROCESSOR AND PC H	2016-17	IV		39.38	13.25	52.63	-	-	1	-	1	-	4	-	-	-	-	-	-	6	337.43	7.02	6	0	6
BCA	CS04BAC05	DATABASE MANAGEMENT S	2016-17	IV		33.25	13.38	46.63	-	-	-	-	2	-	2	-	1	1	-	-	-	6					
BCA	CS04BAC06	VISUAL PROGRAMMING TEC	2016-17	IV		25.50	12.88	38.38	-	-	-	-	-	-	-	4	2	-	-	-	6						
BCA	CS04BAC07	SOFTWARE LAB-IV	2016-17	IV		44.88	15.00	59.88	-	2	-	-	1	-	1	-	1	1	-	-	-	6					
BCA	CS04CR001	SYSTEM ANALYSIS AND DES	2016-17	IV		31.00	13.75	44.75	-	-	-	-	1	-	2	-	2	1	-	-	-	6					
BCA	MT04CAC01	MATHEMATICS-OPERATIONAL RE	2016-17	IV		39.13	13.88	53.00	-	-	-	-	5	-	-	-	1	-	-	-	-	-					

Course outcome of BCA, Academic Year 2016-17, Semester - IV



Programme outcome of BCA, Academic Year 2016-17, Semester - IV

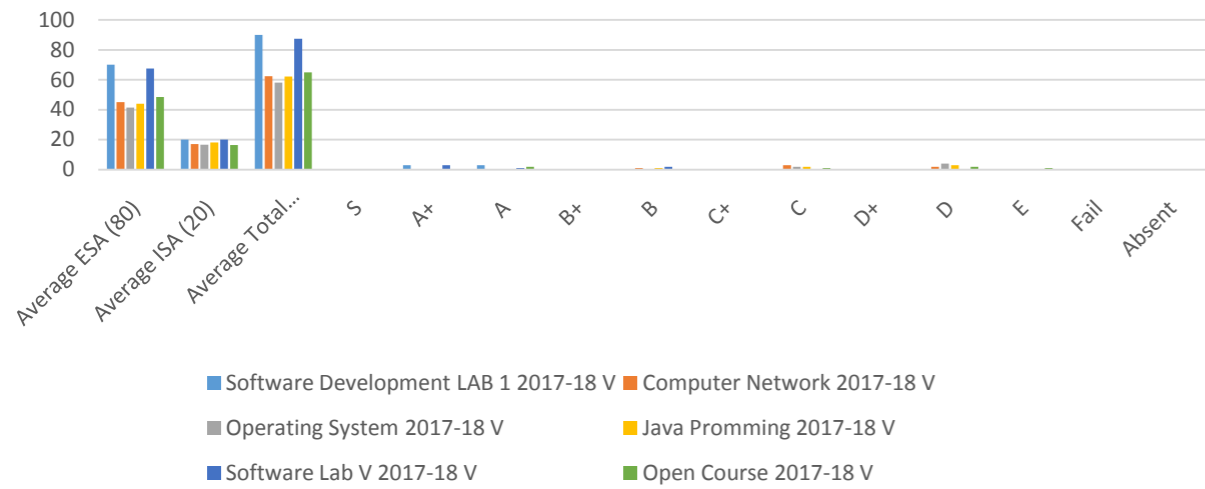


Overall Pass %
100.00

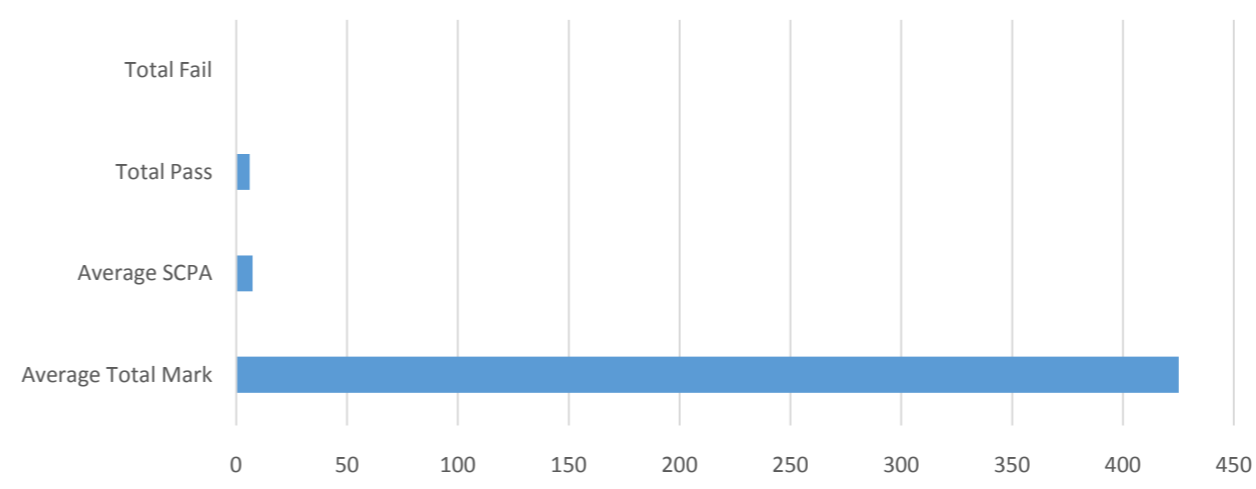
Course & Programme outcome of Bachelor of Computer Application, Academic Year 2017-18, Semester - V

Program me	Course Code	Course	Academi c Year	Semes ter	Hand led By	Average ESA (80)	Average ISA (20)	Average Total (100)	S	A+	A	B+	B	C+	C	D+	D	E	Fail	Abse nt	Total Count of Grades	Averag e Total Mark	Aver age SCP A	Total Pass	Total Fail	Total Students Count	
BCA	CS04BAC19	Software Development LAB 1	2017-18	V		70	20	90	-	3	3	-	-	-	-	-	-	-	-	-	-	6	425.17	7.39	6	0	6
BCA	CS05BA901	Computer Network	2017-18	V		45.17	17.17	62.33	-	-	-	-	1	-	3	-	2	-	-	-	-	6					
BCA	CS05BA902	Operating System	2017-18	V		41.5	16.67	58.17	-	-	-	-	-	-	2	-	4	-	-	-	-	6					
BCA	CS05BAC03	Java Promming	2017-18	V		44	18.17	62.17	-	-	-	-	1	-	2	-	3	-	-	-	-	6					
BCA	CS05BAC21	Software Lab V	2017-18	V		67.5	20	87.5	-	3	1	-	2	-	-	-	-	-	-	-	-	6					
BCA		Open Course	2017-18	V		48.5	16.5	65	-	-	2	-	-	-	1	-	2	1	-	-	-	6					

Course & Programme outcome of Bachelor of Computer Application, Academic Year 2017-18, Semester - V



Programme outcome of Bachelor of Computer Application, Academic Year 2017-18, Semester - V



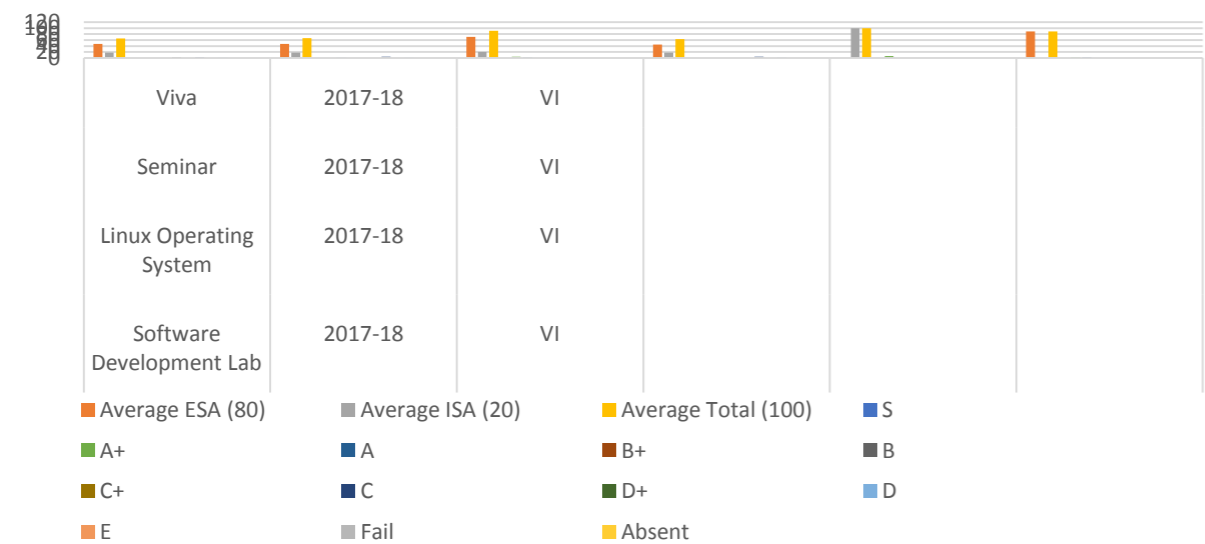
Overall Pass %

100.00

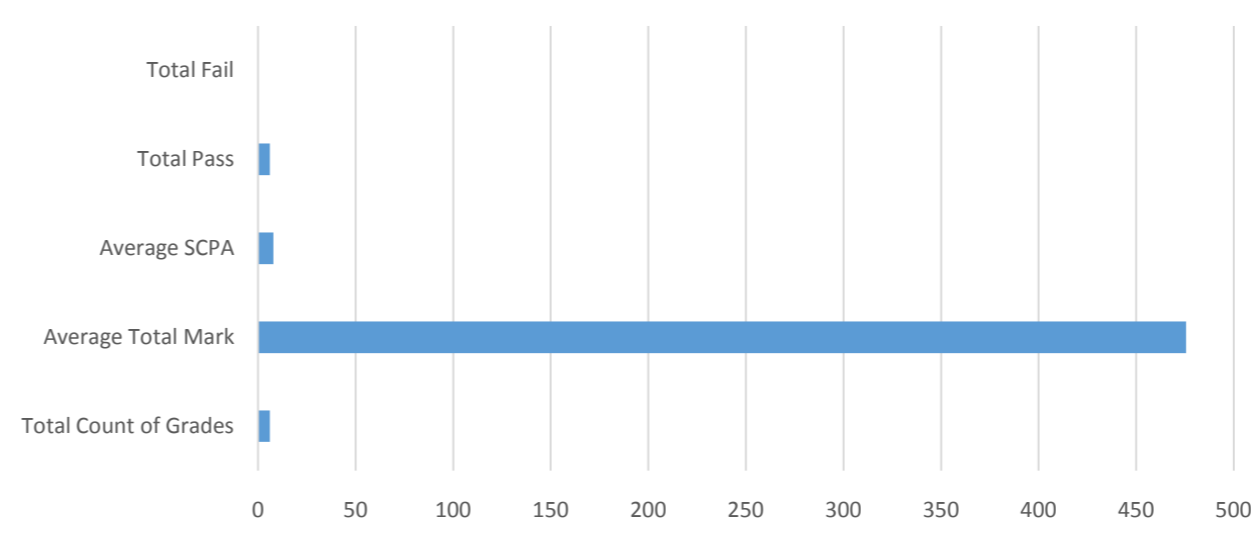
Course & Programme outcome of Bachelor of Computer Application, Academic Year 2017-18, Semester - VI

Programme	Course Code	Course	Academic Year	Semester	Handled By	Average ESA (80)	Average ISA (20)	Average Total (100)	S	A+	A	B+	B	C+	C	D+	D	E	Fail	Abse nt	Total Count of Grades	Average Total Mark	Average SCPA	Total Pass	Total Fail	Total Students Count
Bachelor of	CS06BA901	Web Technology	2017-18	VI		47.5	18.1667	65.6667	-	-	-	-	2	-	3	-	1	-	-	-	6	475.5	7.9	6	0	6
Bachelor of	CS06BA902	Software Engineering	2017-18	VI		47.5	18.6667	66.1667	-	-	1	-	-	-	4	-	1	-	-	-	6					
Bachelor of	CS06BA904	Software Development Lab	2017-18	VI		71	20	91	-	4	2	-	-	-	-	-	-	-	-	-	6					
Bachelor of	CS06BB902	Linux Operating System	2017-18	VI		45.3333	18.3333	63.6667	-	-	-	-	-	-	4	-	2	-	-	-	6					
Bachelor of	CS06BA903	Seminar	2017-18	VI		0.00	100.00	100.00	-	6	-	-	-	-	-	-	-	-	-	-	6					
Bachelor of	CS06BA905	Viva	2017-18	VI		89	0	89	-	3	3	-	-	-	-	-	-	-	-	-	6					

Course Outcome of Bachelor of Computer Application, Academic Year 2017-18, Semester - VI



Programme Outcome of Bachelor of Computer Application, Academic Year 2017-18, Semester - VI



Overall Pass %

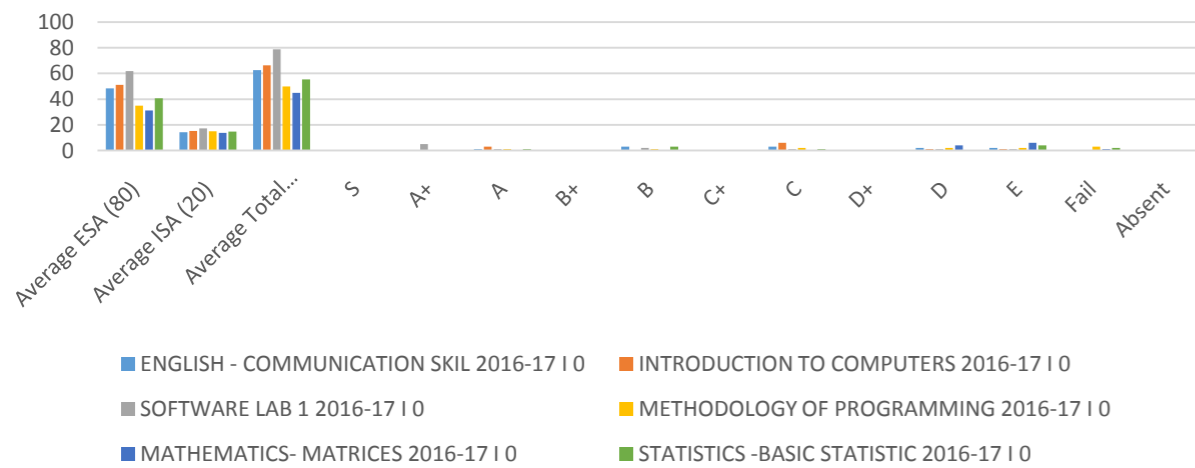
100.00

Admission Batch : 2016-19

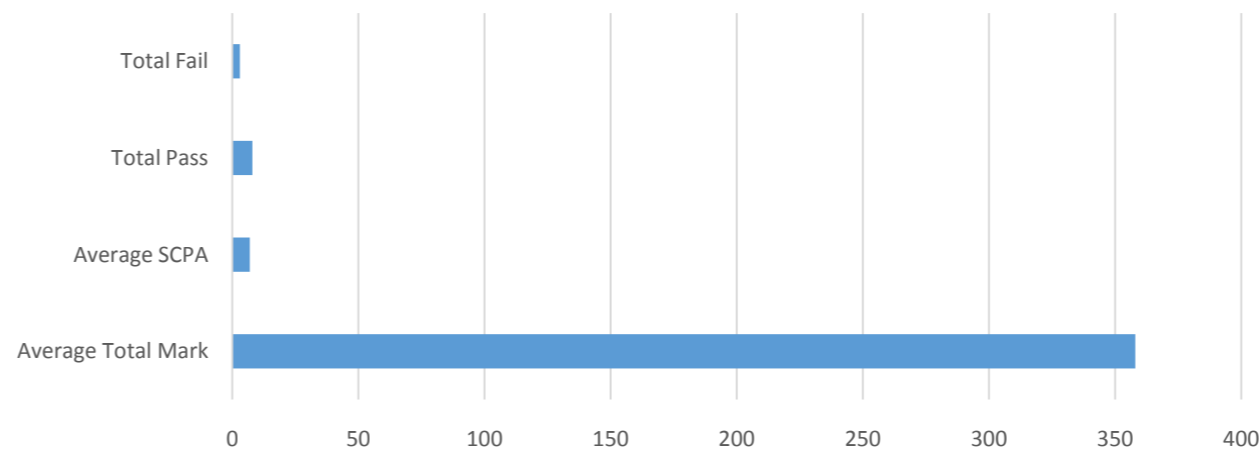
Course & Programme outcome of B C A, Academic Year 2016-17, Semester - I

Program me	Course Code	Course	Academi c Year	Semes ter	Hand led By	Average ESA (80)	Average ISA (20)	Average Total (100)	S	A+	A	B+	B	C+	C	D+	D	E	Fail	Abse nt	Total Coun t of Grad es	Averag e Total Mark	Aver age SCP A	Total Pass	Total Fail	Total Students Count
BCA	EN01AA901	COMMUNICATION SKIL	2016-17	I		48.4545	14.1818	62.6364	-	-	1	-	3	-	3	-	2	2	-	-	11	358	7.04	8	3	11
BCA	CS01BAC09	INTRODUCTION TO	2016-17	I		51	15.2727	66.2727	-	-	3	-	-	-	6	-	1	1	-	-	11					
BCA	CS01BAC11	SOFTWARE LAB 1	2016-17	I		61.7273	17.1818	78.9091	-	5	1	-	2	-	1	-	1	1	-	-	11					
BCA	CS01BBA01	METHODOLOGY OF	2016-17	I		35	15	50	-	-	1	-	1	-	2	-	2	2	3	-	11					
BCA	MT01CAC01	MATHEMATICS- MATRICES	2016-17	I		31.0909	13.7273	44.8182	-	-	-	-	-	-	-	-	4	6	1	-	11					
BCA	ST01CAC01	STATISTICS -BASIC	2016-17	I		40.5455	14.8182	55.3636	-	-	1	-	3	-	1	-	-	4	2	-	11					

Course outcome of B C A, Academic Year 2016-17, Semester - I



Programme outcome of B C A, Academic Year 2016-17, Semester - I

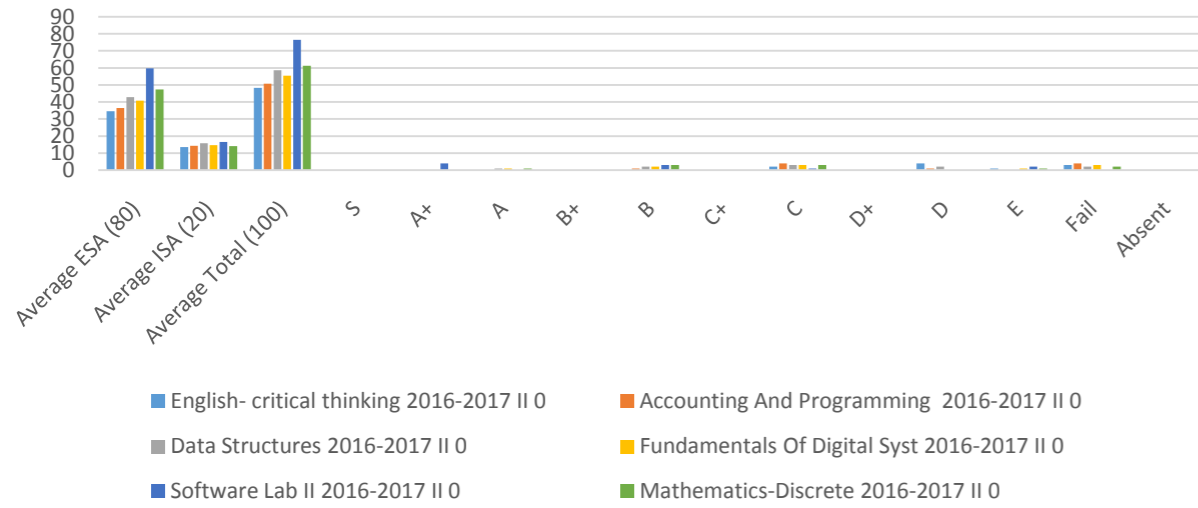


Overall Pass %
72.73

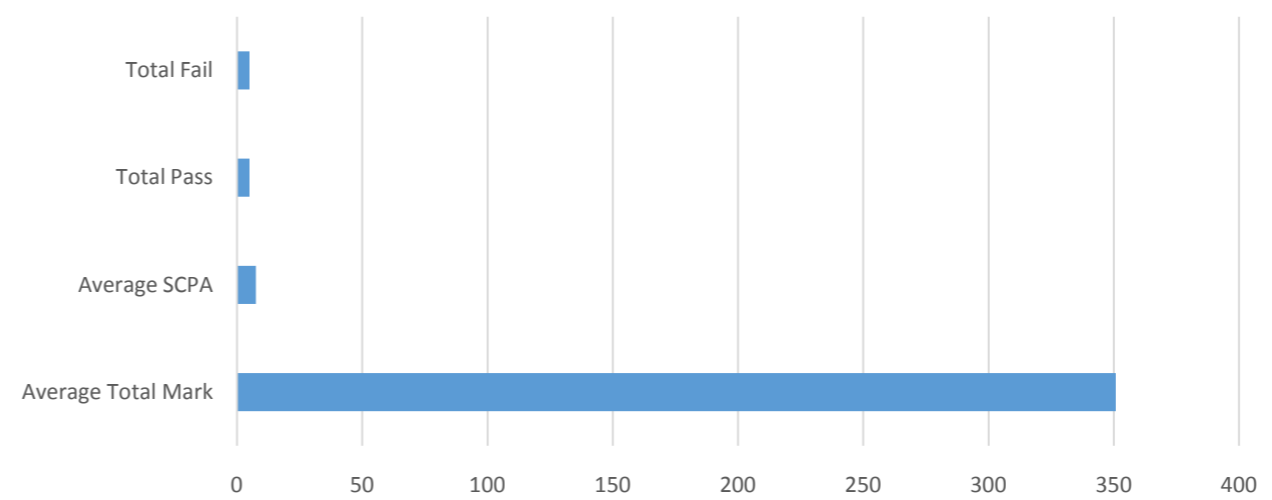
Course & Programme outcome of B .C.A, Academic Year 2016-17, Semester - II

Program me	Course Code	Course	Academi c Year	Semes ter	Hand led By	Average ESA (80)	Average ISA (20)	Average Total (100)	S	A+	A	B+	B	C+	C	D+	D	E	Fail	Abse nt	Total Coun t of Grad es	Averag e Total Mark	Aver age SCP A	Total Pass	Total Fail	Total Students Count
BCA	EN02AA901	English- critical thinking	2016-2017	II		34.6	13.6	48.2	-	-	-	-	-	-	2	-	4	1	3	-	10	350.8	7.59	5	5	10
BCA	CS02BAC08	Accounting And Programming	2016-2017	II		36.5	14.2	50.7	-	-	-	-	1	-	4	-	1	-	4	-	10					
BCA	CS02BAC09	Data Structures	2016-2017	II		42.9	15.8	58.7	-	-	1	-	2	-	3	-	2	-	2	-	10					
BCA	CS02BAC10	Fundamentals Of Digital Syst	2016-2017	II		40.8	14.7	55.5	-	-	1	-	2	-	3	-	-	1	3	-	10					
BCA	CS02BAC11	Software Lab II	2016-2017	II		59.8	16.6	76.4	-	4	-	-	3	-	1	-	-	2	-	-	10					
BCA	MT04CA903	Mathematics-Discrete	2016-2017	II		47.3	14	61.3	-	-	1	-	3	-	3	-	-	1	2	-	10					

Course outcome of B .C.A, Academic Year 2016-17, Semester - II



Programme outcome of B .C.A, Academic Year 2016-17, Semester - II



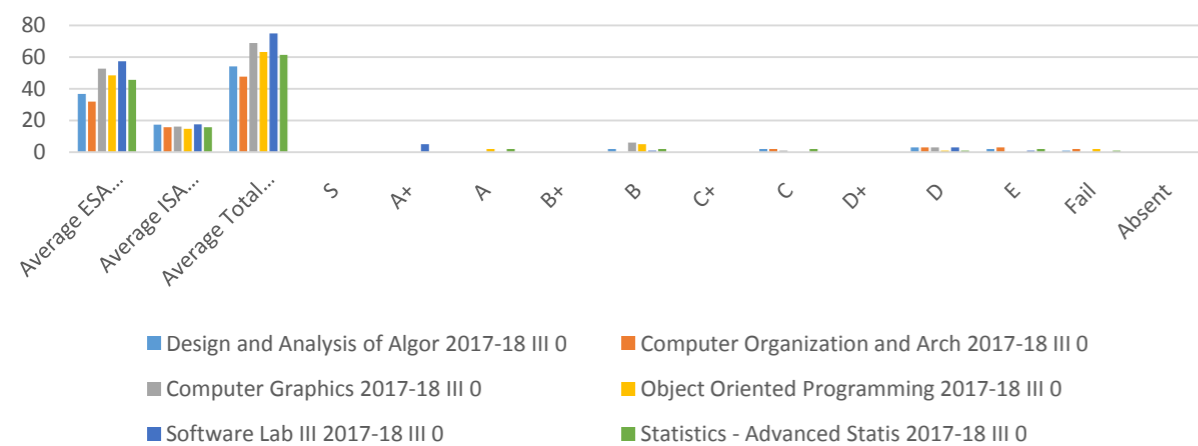
Overall Pass %

50.00

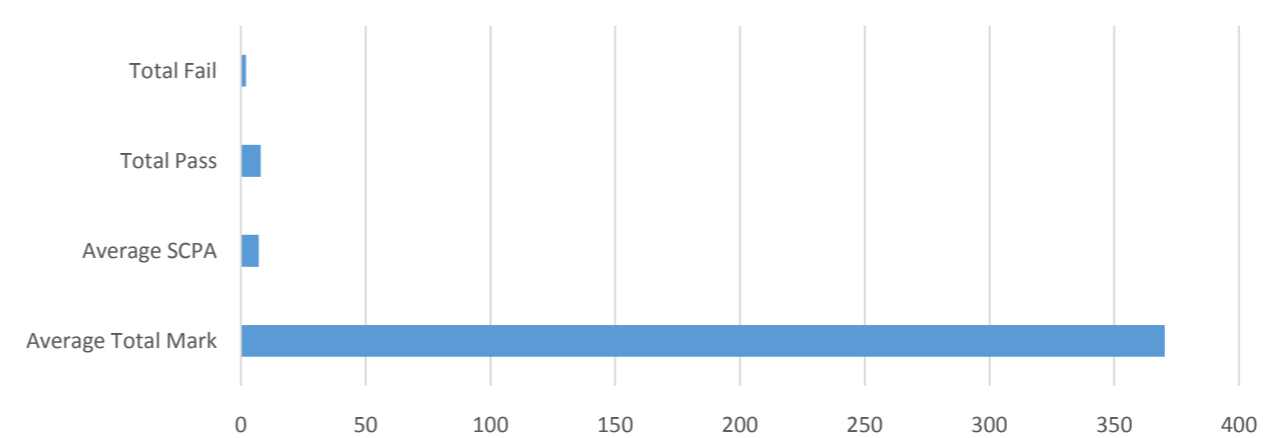
Course & Programme outcome of BCA , Academic Year 2017-18, Semester - III

Program me	Course Code	Course	Academi c Year	Semes ter	Hand led By	Average ESA (80)	Average ISA (20)	Average Total (100)	S	A+	A	B+	B	C+	C	D+	D	E	Fail	Abse nt	Total Count of Grad es	Averag e Total Mark	Aver age SCP A	Total Pass	Total Fail	Total Students Count
BCA	CS03BAC10	Design and Analysis of Algor	2017-18	III		36.80	17.40	54.20	-	-	-	-	2	-	2	-	3	2	1	-	10	370.2	7.19	8	2	10
BCA	CS03BAC11	Computer Organization and Arch	2017-18	III		31.9	15.7	47.6	-	-	-	-	-	-	2	-	3	3	2	-	10					
BCA	CS03BAC12	Computer Graphics	2017-18	III		52.7	16.1	68.8	-	-	-	-	6	-	1	-	3	-	-	-	10					
BCA	CS03BAC13	Object Oriented Programming	2017-18	III		48.5	14.7	63.2	-	-	2	-	5	-	-	-	1	-	2	-	10					
BCA	CS03BAC14	Software Lab III	2017-18	III		57.4	17.6	75	-	5	-	-	1	-	-	-	3	1	-	-	10					
BCA	ST03CAC01	Statistics - Advanced Statis	2017-18	III		45.6	15.8	61.4	-	-	2	-	2	-	2	-	1	2	1	-	10					

Course outcome of BCA , Academic Year 2017-18, Semester - III



Programme Outcome of BCA , Academic Year 2017-18, Semester - III



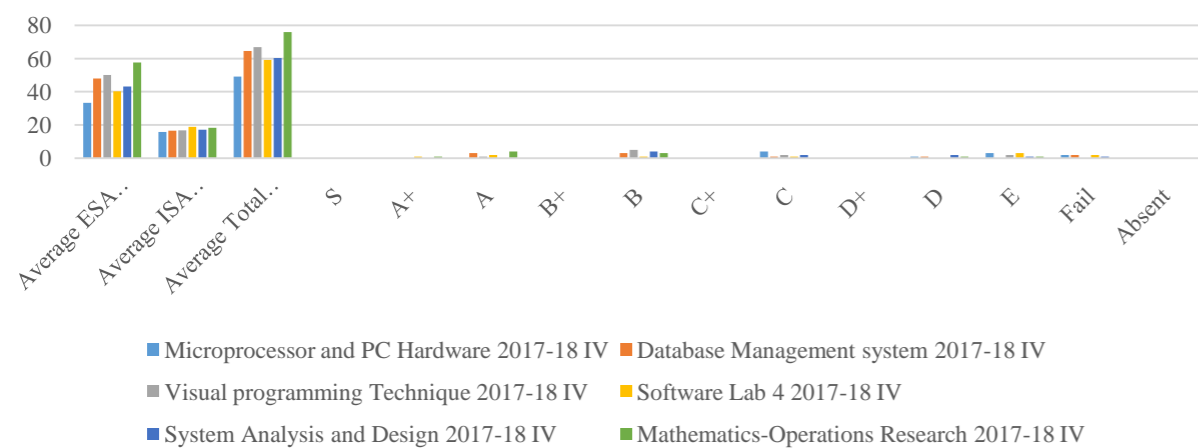
Overall Pass %

80.00

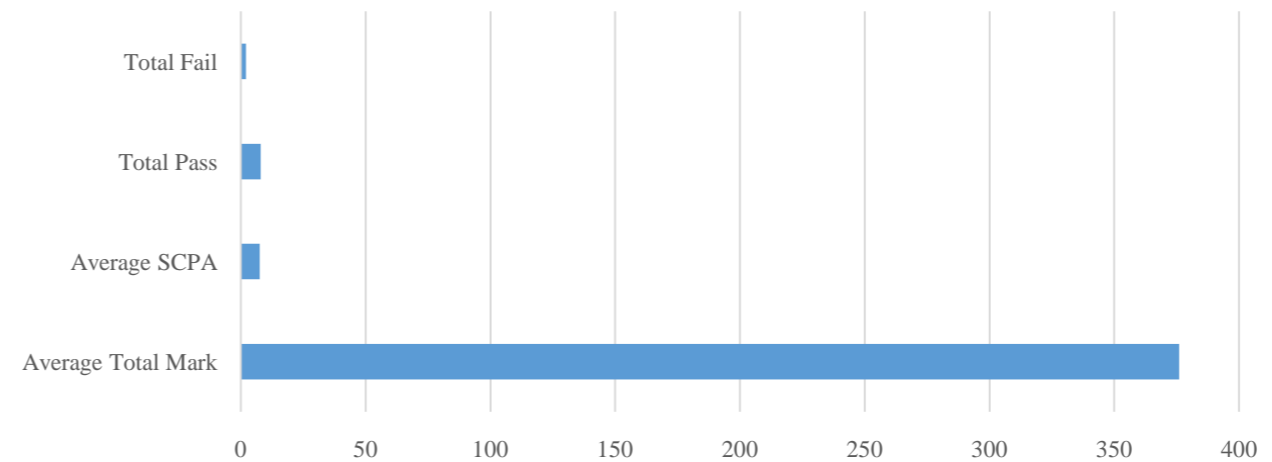
Course & Programme outcome of BCA, Academic Year 2017-18, Semester - IV

Program me	Course Code	Course	Academi c Year	Semes ter	Hand led By	Average ESA (80)	Average ISA (20)	Average Total (100)	S	A+	A	B+	B	C+	C	D+	D	E	Fail	Abse nt	Total Coun t of Grad es	Averag e Total Mark	Aver age SCP A	Total Pass	Total Fail	Total Students Count
BCA	CS04BAC03	Microprocessor and PC Hardware	2017-18	IV		33.30	15.90	49.20	-	-	-	-	-	-	4	-	1	3	2	-	10	376	7.55	8	2	10
BCA	CS04BAC05	Database Management system	2017-18	IV		48	16.5	64.5	-	-	3	-	3	-	1	-	1	-	2	-	10					
BCA	CS04BAC06	Visual programming Technique	2017-18	IV		50.2	16.7	66.9	-	-	1	-	5	-	2	-	-	2	-	-	10					
BCA	CS04BAC07	Software Lab 4	2017-18	IV		40.3	18.8	59.1	-	1	2	-	1	-	1	-	-	3	2	-	10					
BCA	CS04CR001	System Analysis and Design	2017-18	IV		43.2	17.1	60.3	-	-	-	-	4	-	2	-	2	1	1	-	10					
BCA	MT04CAC01	Mathematics-Operations Research	2017-18	IV		57.7	18.3	76	-	1	4	-	3	-	-	-	1	1	-	-	10					

Course Outcome of BCA, Academic Year 2017-18, Semester - IV



Programme Outcome of BCA, Academic Year 2017-18, Semester - IV



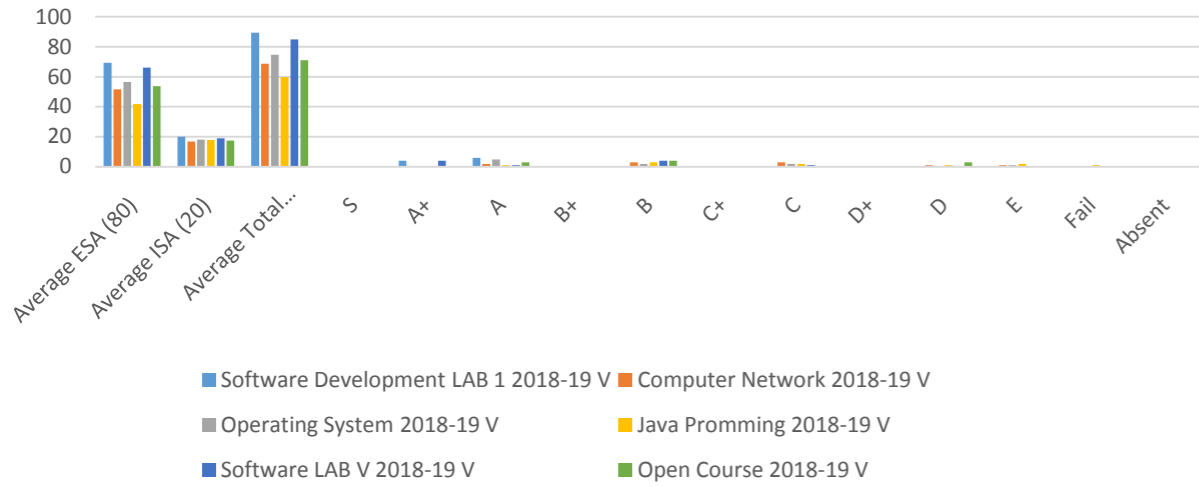
Overall Pass %

80.00

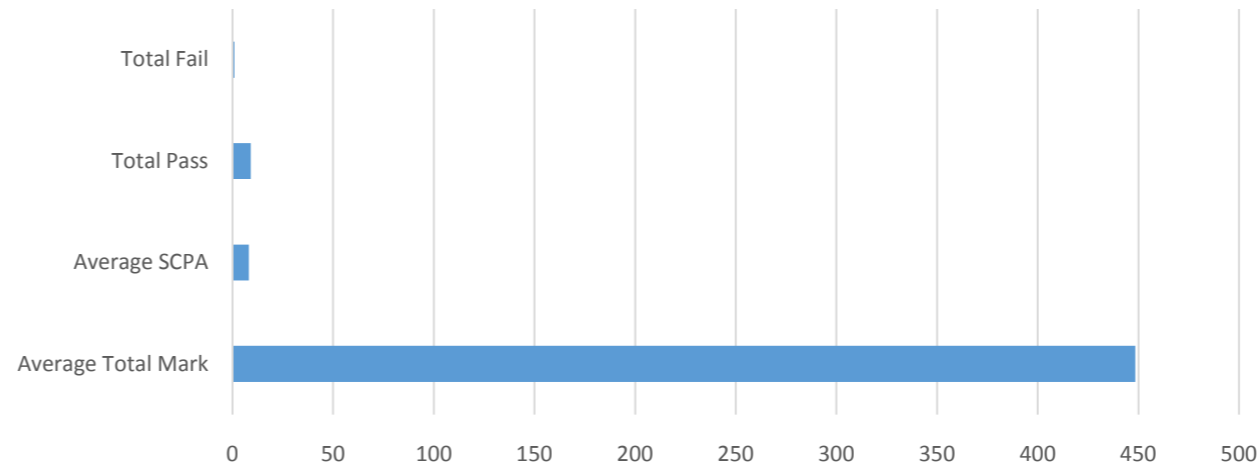
Course & Programme outcome of Bachelor of Computer Application, Academic Year 2018-19, Semester - V

Program me	Course Code	Course	Academi c Year	Semes ter	Hand led By	Average ESA (80)	Average ISA (20)	Average Total (100)	S	A+	A	B+	B	C+	C	D+	D	E	Fail	Abse nt	Total Coun t of Grad es	Averag e Total Mark	Aver age SCP A	Total Pass	Total Fail	Total Students Count
BCA	CS04BAC19	Software Development LAB 1	2018-19	V		69.4	20	89.4	-	4	6	-	-	-	-	-	-	-	-	-	10	448.4	8.12	9	1	10
BCA	CS05BA901	Computer Network	2018-19	V		51.7	16.9	68.6	-	-	2	-	3	-	3	-	1	1	-	-	10					
BCA	CS05BA902	Operating System	2018-19	V		56.5	18.1	74.6	-	-	5	-	2	-	2	-	-	1	-	-	10					
BCA	CS05BAC03	Java Promming	2018-19	V		41.8	18	59.8	-	-	1	-	3	-	2	-	1	2	1	-	10					
BCA	CS04BAC21	Software LAB V	2018-19	V		66	18.9	84.9	-	4	1	-	4	-	1	-	-	-	-	-	10					
BCA		Open Course	2018-19	V		53.7	17.4	71.1	-	-	3	-	4	-	-	-	3	-	-	-	10					

Course outcome of Bachelor of Computer Application, Academic Year 2018-19, Semester - V



Programme outcome of Bachelor of Computer Application, Academic Year 2018-19, Semester - V



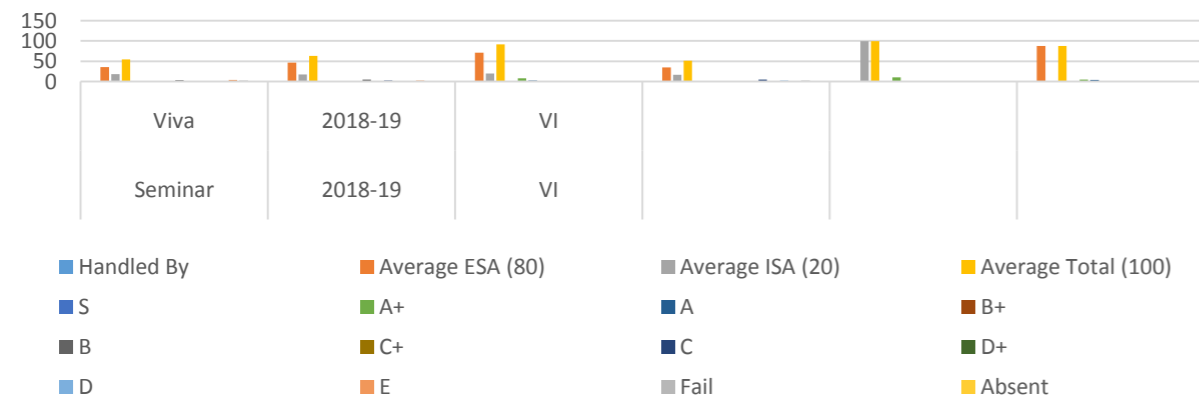
Overall Pass %

90.00

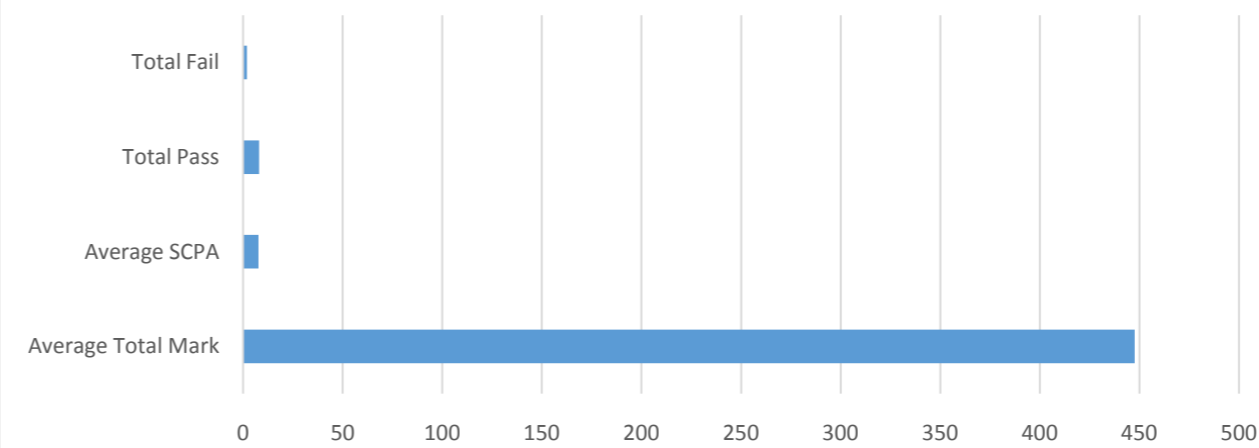
Course & Programme outcome of Bachelor of Computer Application, Academic Year 2018-19, Semester - VI

Programme	Course Code	Course	Academic Year	Semester	Handled By	Average ESA (80)	Average ISA (20)	Average Total (100)	S	A+	A	B+	B	C+	C	D+	D	E	Fail	Abse nt	Total Coun t of Grad es	Averag e Total Mark	Aver age SCP A	Total Pass	Total Fail	Total Students Count
Bachelor of	CS06BA901	Web Technology	2018-19	VI		35.9	18.3	54.2	-	-	-	-	3	-	1	-	-	4	2	-	10	447.6	7.78	8	2	10
Bachelor of	CS06BA902	Software Engineering	2018-19	VI		46.4	17	63.4	-	-	-	-	5	-	2	-	1	2	-	-	10					
Bachelor of	CS06BA904	Software Development Lab	2018-19	VI		71.2	20	91.2	-	8	2	-	-	-	-	-	-	-	-	-	10					
Bachelor of	CS06BB902	Linux Operating System	2018-19	VI		35.1	16.6	51.7	-	-	-	-	-	5	-	2	1	2	-	-	10					
Bachelor of	CS06BA903	Seminar	2018-19	VI		0	99.2	99.2	-	10	-	-	-	-	-	-	-	-	-	-	10					
Bachelor of	CS06BA905	Viva	2018-19	VI		87.9	0	87.9	-	5	4	-	1	-	-	-	-	-	-	-	10					

Course Outcome of Bachelor of Computer Application, Academic Year 2018-19, Semester - VI



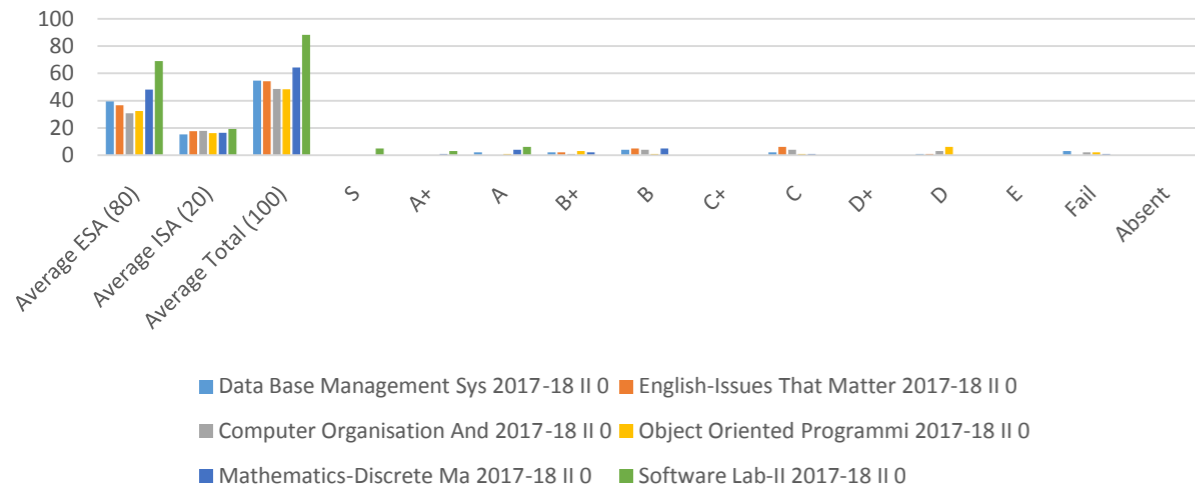
Programme Outcome of Bachelor of Computer Application, Academic Year 2018-19 Semester - VI



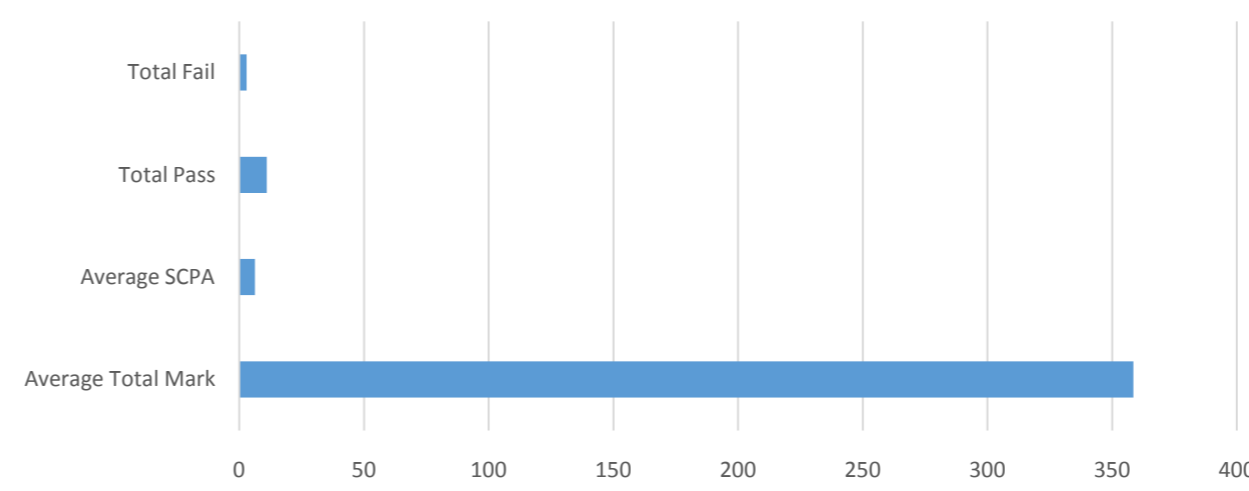
Overall Pass %

80.00

Course outcome of BCA , Academic Year 2017-18, Semester - II



Programme outcome of BCA , Academic Year 2017-18, Semester - II



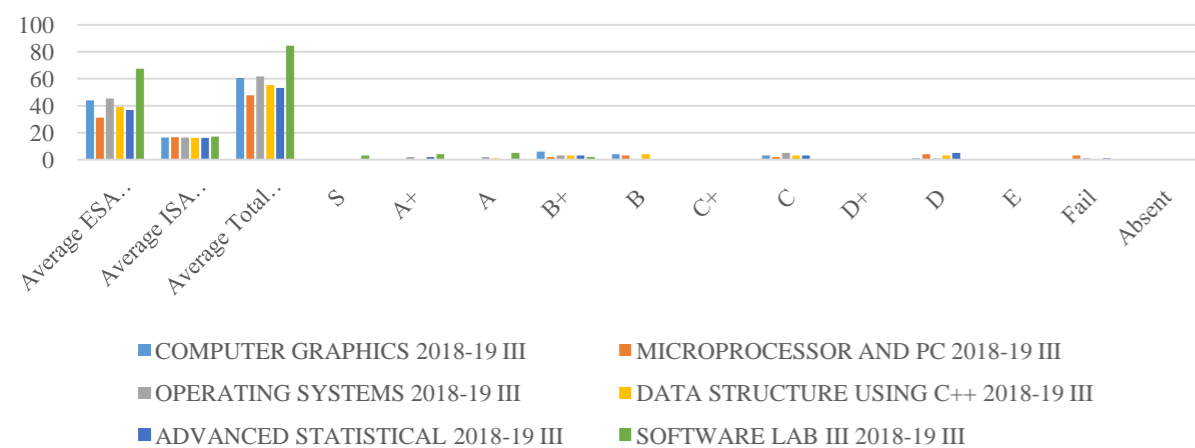
Overall Pass %

78.57

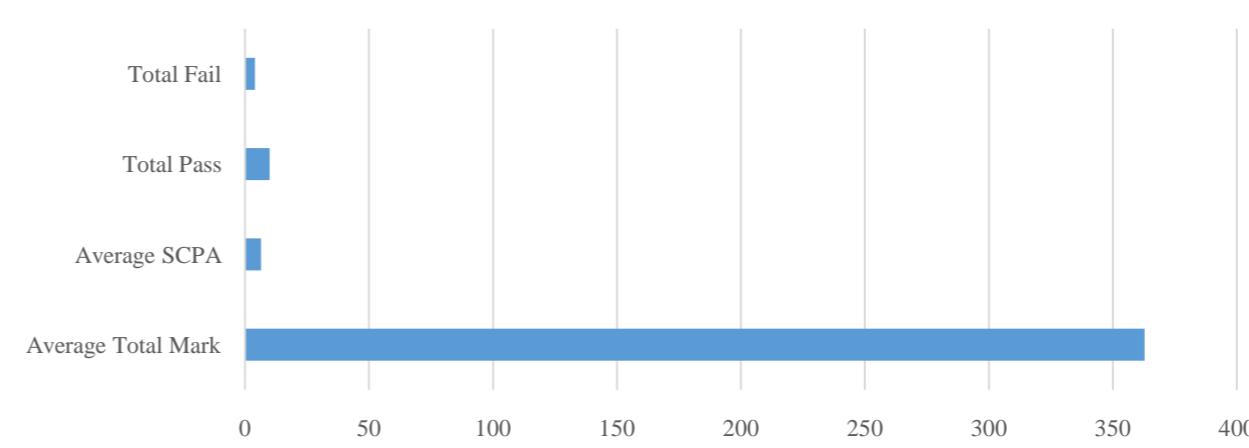
Course & Programme outcome of BCA, Academic Year 2018-19, Semester - III

Program me	Course Code	Course	Academi c Year	Semes ter	Hand led By	Average ESA (80)	Average ISA (20)	Average Total (100)	S	A+	A	B+	B	C+	C	D+	D	E	Fail	Abse nt	Total Count of Grad es	Averag e Total Mark	Aver age SCP A	Total Pass	Total Fail	Total Students Count
BCA	CS3CRT07	COMPUTER GRAPHICS	2018-19	III		44.00	16.50	60.50	-	-	-	6	4	-	3	-	1	-	-	-	14	362.86	6.48	10	4	14
BCA	CA3CRT01	MICROPROCESSOR AND PC	2018-19	III		31	16.6429	47.6429	-	-	-	2	3	-	2	-	4	-	3	-	14					
BCA	CA3CRT02	OPERATING SYSTEMS	2018-19	III		45.2857	16.3571	61.6429	-	2	2	3	-	-	5	-	1	-	1	-	14					
BCA	CS3CRT08	DATA STRUCTURE USING C+	2018-19	III		39.2143	16.0714	55.2857	-	-	1	3	4	-	3	-	3	-	-	-	14					
BCA	ST3CMT32	ADVANCED STATISTICAL	2018-19	III		36.9286	16.2143	53.1429	-	2	-	3	-	-	3	-	5	-	1	-	14					
BCA	CS3CRP03	SOFTWARE LAB III	2018-19	III		67.5714	17.0714	84.6429	3	4	5	2	-	-	-	-	-	-	-	-	14					

Course Outcome of BCA, Academic Year 2018-19, Semester - III



Programme Outcome of BCA, Academic Year 2018-19, Semester - III



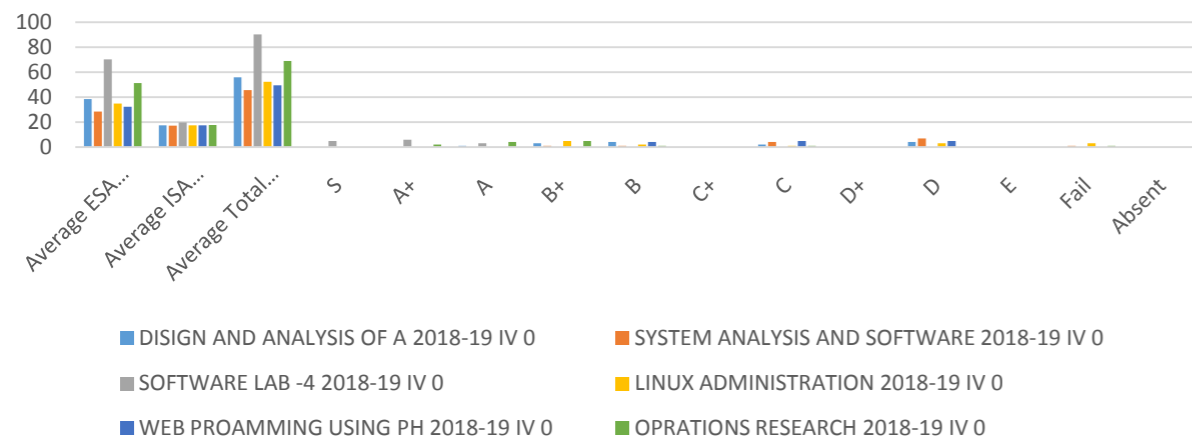
Overall Pass %

71.43

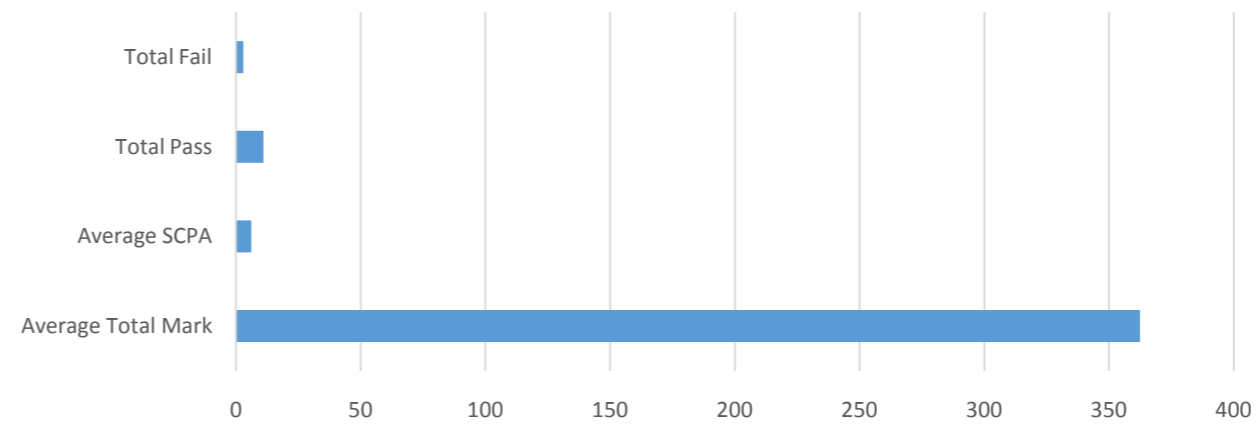
Course & Programme outcome of BCA, Academic Year 2018-19, Semester - IV

Programme	Course Code	Course	Academic Year	Semester	Handled By	Average ESA (80)	Average ISA (20)	Average Total (100)	S	A+	A	B+	B	C+	C	D+	D	E	Fail	Abse nt	Total Count of Grad es	Average Total Mark	Average SCP A	Total Pass	Total Fail	Total Students Count
BCA	CS4CRT09	DISIGN AND ANALYSIS OF A	2018-19	IV		38.5	17.3571	55.86	-	-	1	3	4	-	2	-	4	-	-	-	14	362.43	6.22	11	3	14
BCA	CA4CRT03	SYSTEM ANALYSIS AND SOF	2018-19	IV		28.5	17.0714	45.5714	-	-	-	1	1	-	4	-	7	-	1	-	14					
BCA	CS4CRP04	SOFTWARE LAB -4	2018-19	IV		70.3571	19.7857	90.1429	5	6	3	-	-	-	-	-	-	-	-	-	14					
BCA	CS4CRT10	LINUX ADMINISTRATION	2018-19	IV		35.00	17.36	52.36	-	-	-	5	2	-	1	-	3	-	3	-	14					
BCA	CS4CRT11	WEB PROAMMING USING PH	2018-19	IV		32.2143	17.3571	49.5714	-	-	-	-	4	-	5	-	5	-	-	-	14					
BCA	MM4CMT03	OPRATIONS RESEARCH	2018-19	IV		51.2143	17.7143	68.93	-	2	4	5	1	-	1	-	-	-	1	-	14					

Course outcome of BCA, Academic Year 2018-19, Semester - IV



Programme Outcome of BCA, Academic Year 2018-19, Semester - IV

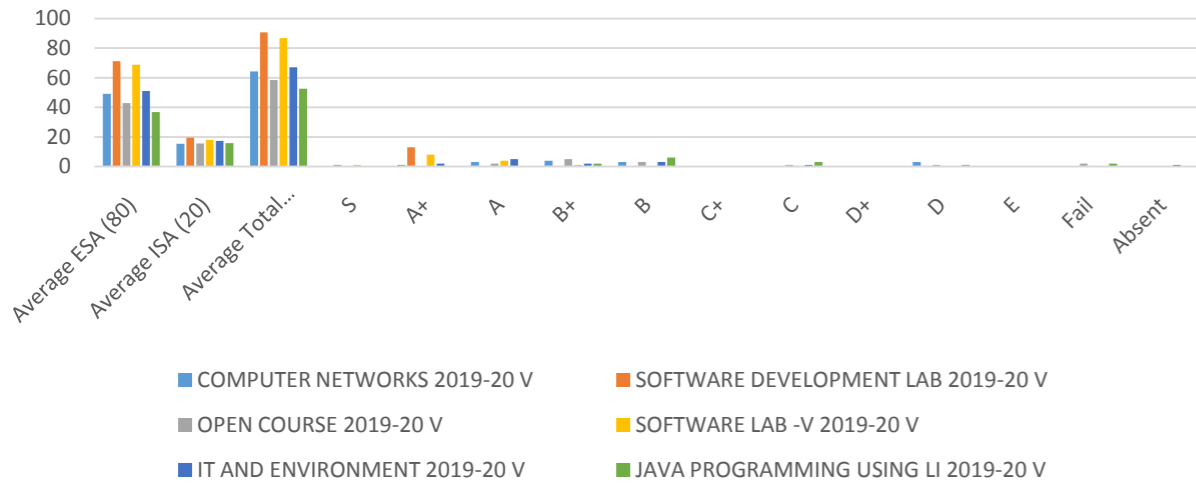


Overall Pass %
78.57

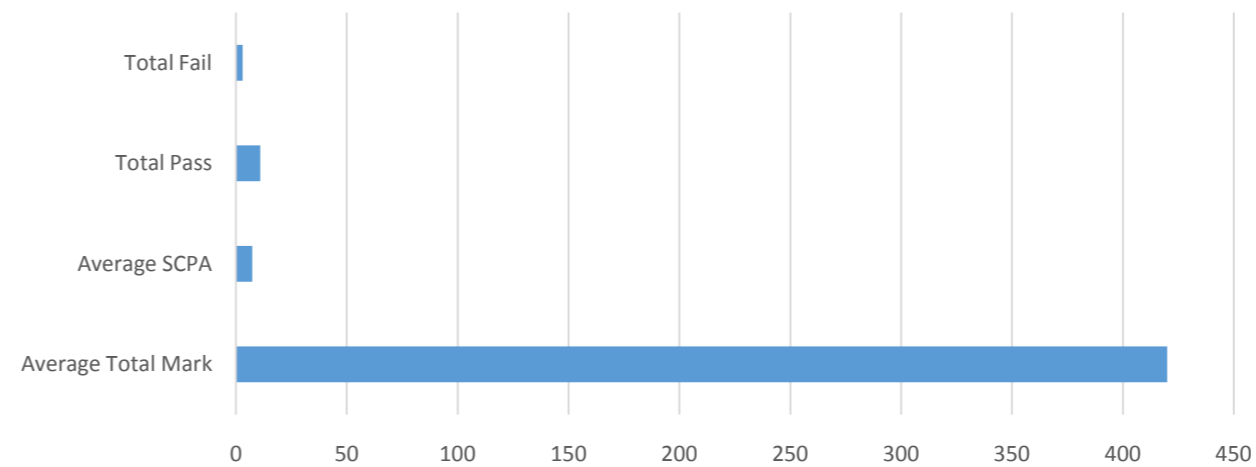
Course & Programme outcome of Bachelor of Computer Application, Academic Year 2019-20, Semester - V

Programme	Course Code	Course	Academic Year	Semester	Handled By	Average ESA (80)	Average ISA (20)	Average Total (100)	S	A+	A	B+	B	C+	C	D+	D	E	Fail	Abse nt	Total Count of Grad es	Average Total Mark	Average SCP A	Total Pass	Total Fail	Total Students Count
BCA	CS5CRT12	COMPUTER NETWORKS	2019-20	V		49.0714	15.2857	64.3571	-	1	3	4	3	-	-	-	3	-	-	-	14	420	7.32	11	3	14
BCA	CA5PRP01	SOFTWARE DEVELOPMENT I	2019-20	V		71.2857	19.5	90.7857	1	13	-	-	-	-	-	-	-	-	-	-	14					
BCA		OPEN COURSE	2019-20	V		42.7857	15.6429	58.4286	-	-	2	5	3	-	1	-	1	-	2	-	14					
BCA	CS5CRP05	SOFTWARE LAB -V	2019-20	V		68.9286	17.8571	86.7857	1	8	4	1	-	-	-	-	-	-	-	-	14					
BCA	CS5CRT13	IT AND ENVIRONMENT	2019-20	V		51.1429	17.2143	67.0714	-	2	5	2	3	-	1	-	-	-	1	-	14					
BCA	CS5CRT14	JAVA PROGRAMMING USING	2019-20	V		36.7857	15.7857	52.5714	-	-	-	2	6	-	3	-	1	-	2	-	14					

Course outcome of Bachelor of Computer Application, Academic Year 2019-20, Semester - V



Programme outcome of Bachelor of Computer Application, Academic Year 2019-20, Semester - V

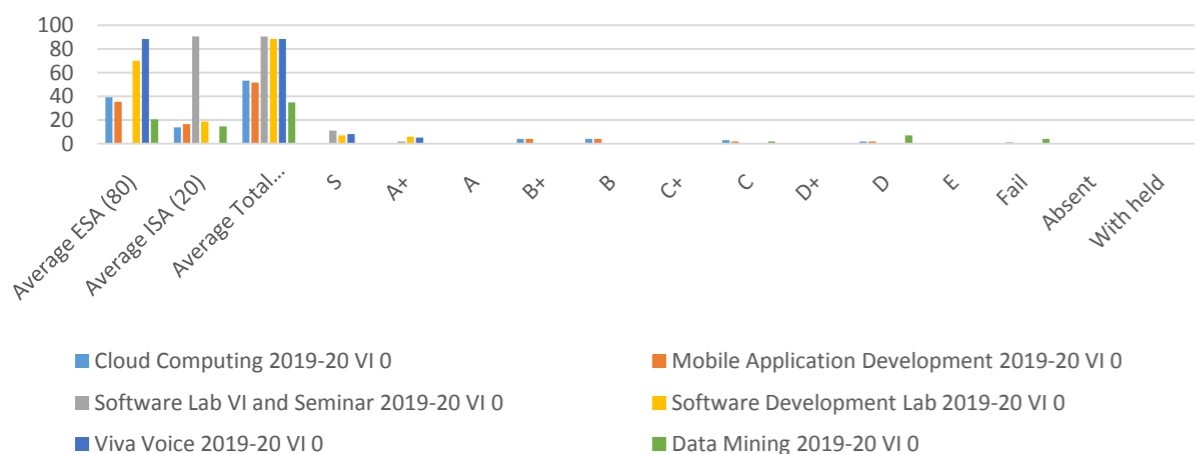


Overall Pass %
78.57

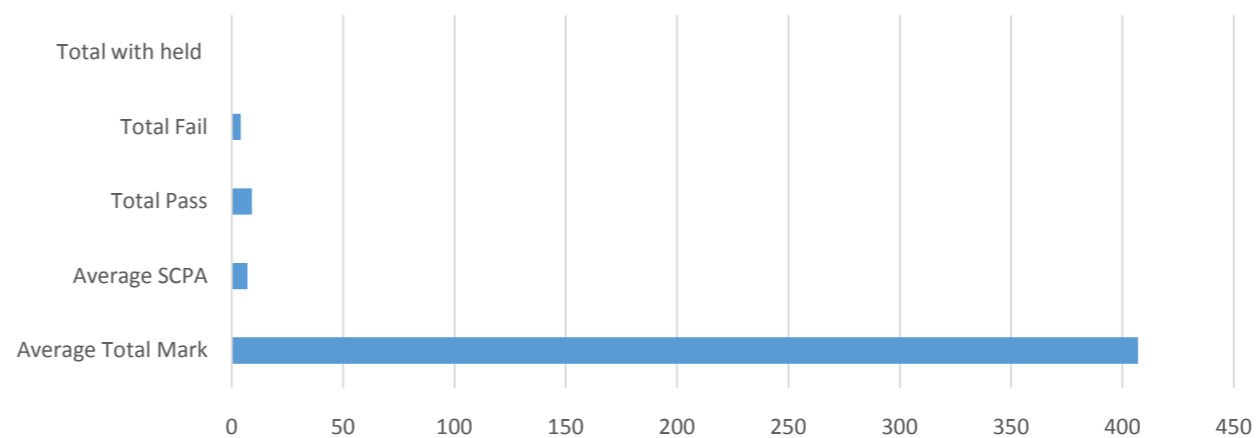
Course & Programme outcome of Bachelor of Computer Application, Academic Year 2019-20, Semester - VI

Program me	Course Code	Course	Academi c Year	Semes ter	Hand led By	Average ESA (80)	Average ISA (20)	Average Total (100)	S	A+	A	B+	B	C+	C	D+	D	E	Fail	Abse nt	Total Count of Grad es	Averag e Total Mark	Aver age SCP A	Total Pass	Total Fail	Total Students Count
BCA	CA6CRT04	Cloud Computing	2019-20	VI		39.2857	13.8571	53.1429	-	-	-	4	4	-	3	-	2	-	-	-	13	407	7.01	9	4	13
BCA	CS6CRT15	Mobile Application Development	2019-20	VI		35.2857	16.3571	51.6429	-	-	-	4	4	-	2	-	2	-	1	-	13					
BCA	CA6SMP01	Software Lab VI and Seminar	2019-20	VI		0	90.4286	90.4286	11	2	-	-	-	-	-	-	-	-	-	-	13					
BCA	CA6PRP02	Software Development Lab	2019-20	VI		69.9286	18.5714	88.5	7	6	-	-	-	-	-	-	-	-	-	-	13					
BCA	CA6VVP01	Viva Voice	2019-20	VI		88.2857	0	88.2857	8	5	-	-	-	-	-	-	-	-	-	-	13					
BCA	CS6CBT02	Data Mining	2019-20	VI		20.5	14.5	35	-	-	-	-	-	-	2	-	7	-	4	-	13					

Course Outcome of BCA, Academic Year 2019-20, Semester - VI

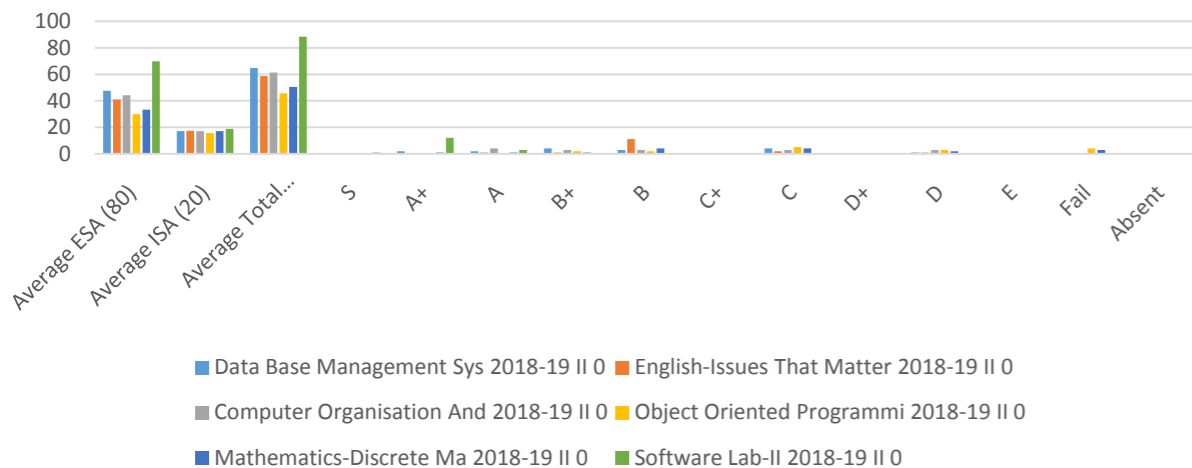


Programme Outcome of BCA, Academic Year 2019-20, Semester - VI

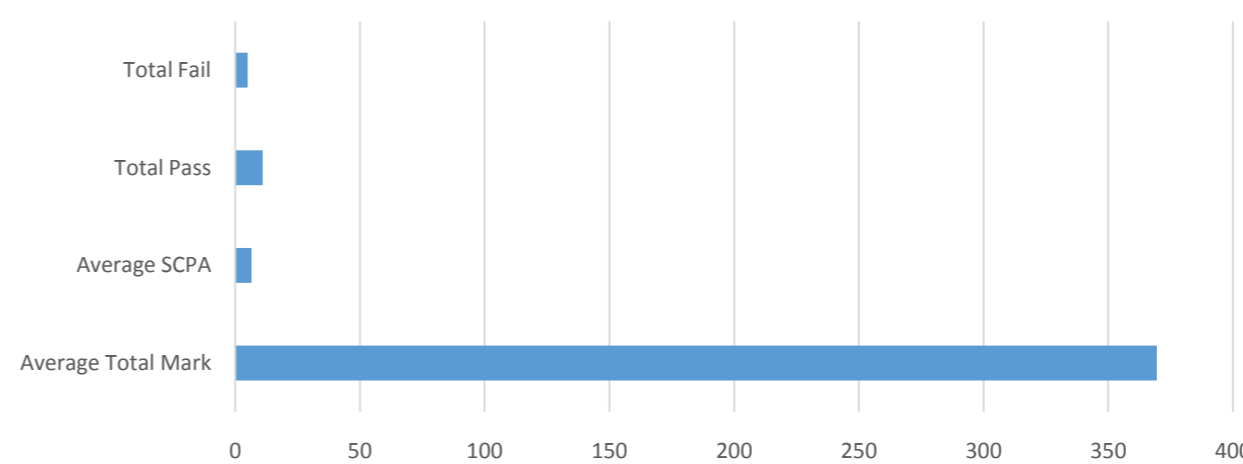


Overall Pass %
69.23

Course outcome of BCA , Academic Year 2018-19, Semester - II



Programme outcome of BCA , Academic Year 2018-19, Semester - II

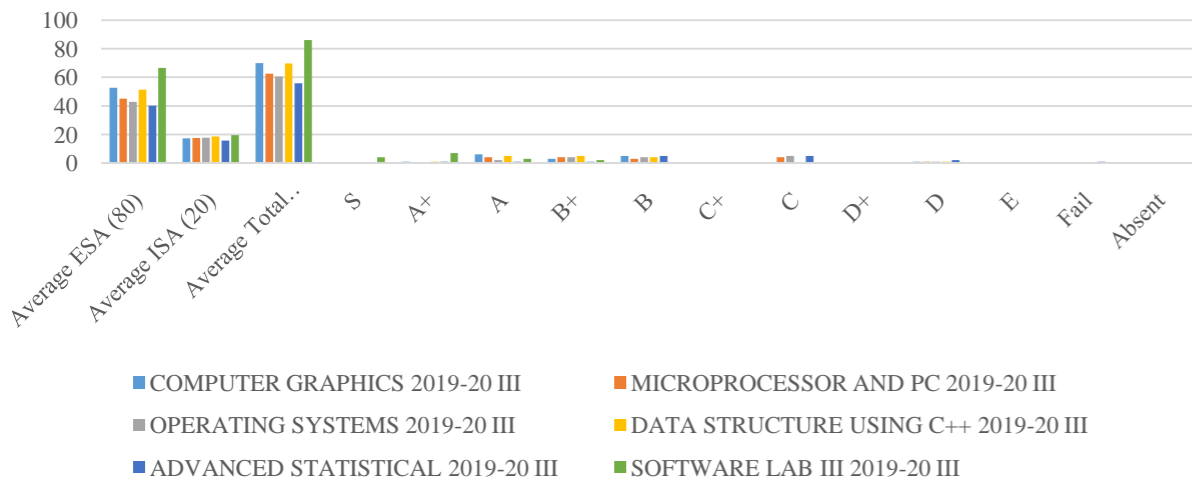


Overall Pass %
68.75

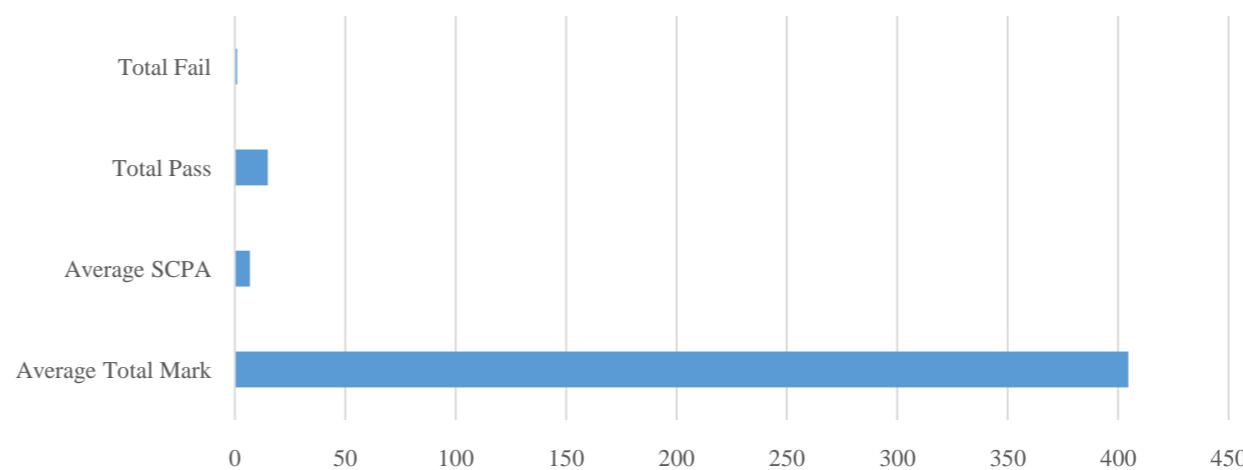
Course & Programme outcome of BCA, Academic Year 2019-20, Semester - III

Program me	Course Code	Course	Academi c Year	Semes ter	Hand led By	Average ESA (80)	Average ISA (20)	Average Total (100)	S	A+	A	B+	B	C+	C	D+	D	E	Fail	Abse nt	Total Count of Grad es	Averag e Total Mark	Aver age SCP A	Total Pass	Total Fail	Total Students Count
BCA	CS3CRT07	COMPUTER GRAPHICS	2019-20	III		52.63	17.25	69.88	-	1	6	3	5	-	-	-	1	-	-	-	16	404.69	6.77	15	1	16
BCA	CA3CRT01	MICROPROCESSOR AND PC	2019-20	III		45	17.5625	62.5625	-	-	4	4	3	-	4	-	1	-	-	-	16					
BCA	CA3CRT02	OPERATING SYSTEMS	2019-20	III		42.75	17.75	60.5	-	-	2	4	4	-	5	-	1	-	-	-	16					
BCA	CS3CRT08	DATA STRUCTURE USING C+	2019-20	III		51.25	18.5625	69.8125	-	1	5	5	4	-	-	-	1	-	-	-	16					
BCA	ST3CMT32	ADVANCED STATISTICAL	2019-20	III		40.1875	15.75	55.9375	-	1	1	1	5	-	5	-	2	-	1	-	16					
BCA	CS3CRP03	SOFTWARE LAB III	2019-20	III		66.5	19.5	86	4	7	3	2	-	-	-	-	-	-	-	-	16					

Course Outcome of BCA, Academic Year 2019-20, Semester -III



Programme Outcome of BCA, Academic Year 2019-20, Semester - III

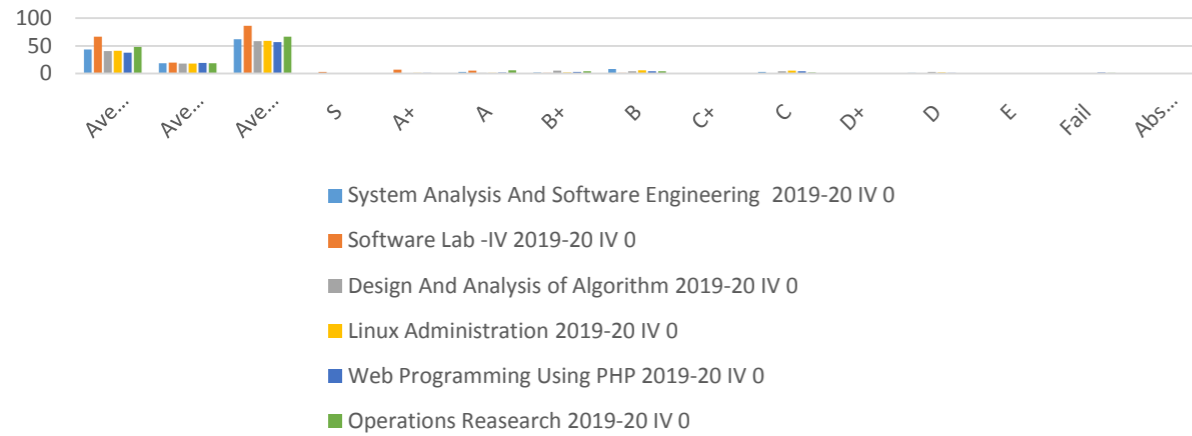


Overall Pass %
93.75

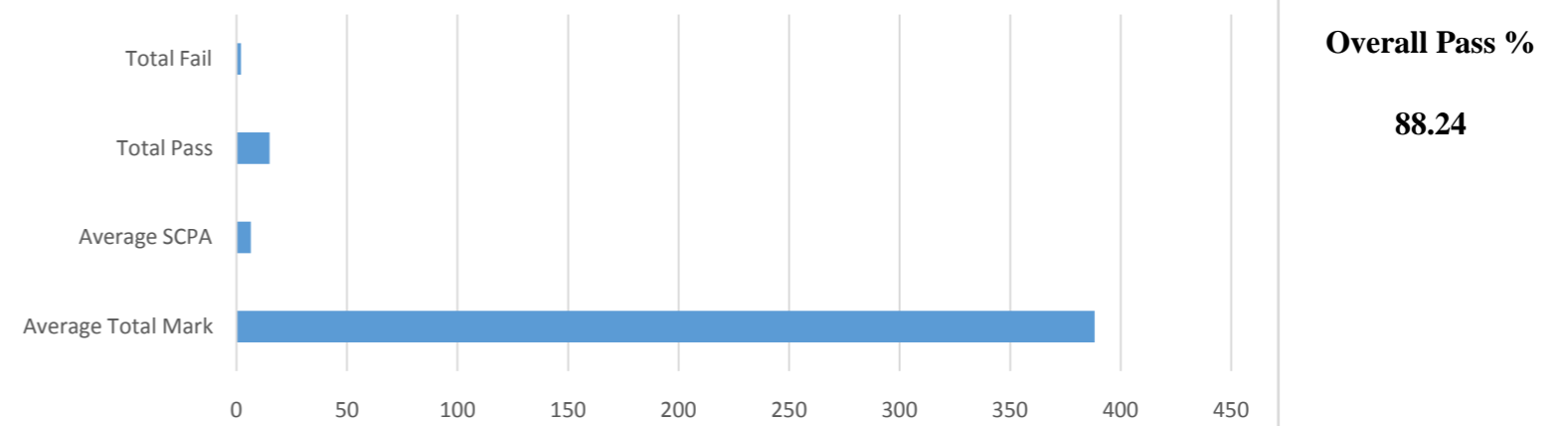
Course & Programme outcome of BCA, Academic Year 2019-20, Semester - IV

Programme	Course Code	Course	Academic Year	Semester	Handled By	Average ESA (80)	Average ISA (20)	Average Total (100)	S	A+	A	B+	B	C+	C	D+	D	E	Fail	Absent	Total Count of Grad es	Average Total Mark	Average SCP A	Total Pass	Total Fail	Total Students Count
BCA	CA4CRT03	System Analysis And Software En	2019-20	IV		43.5294	18.2941	61.82	-	-	3	2	8	-	3	-	1	-	-	-	17	388.29	6.54	15	2	17
BCA	CS4CRP04	Software Lab -IV	2019-20	IV		66.7059	19.4118	86.1176	3	7	5	1	1	-	-	-	-	-	-	-	17					
BCA	CS4CRT09	Design And Analysis of Algorithm	2019-20	IV		40.5882	17.7647	58.3529	-	-	1	5	4	-	4	-	3	-	-	-	17					
BCA	:CS4CRT10	Linux Administration	2019-20	IV		40.82	18.06	58.88	-	1	1	2	6	-	5	-	2	-	-	-	17					
BCA	CS4CRT11	Web Programming Using PHP	2019-20	IV		37.4706	19.2941	56.7647	-	1	2	3	4	-	4	-	1	-	2	-	17					
BCA	MM4CMT03	Operations Reasearch	2019-20	IV		48.1176	18.2353	66.35	-	-	6	4	4	-	2	-	-	-	1	-	17					

Course outcome of BCA, Academic Year 2019-20, Semester - IV



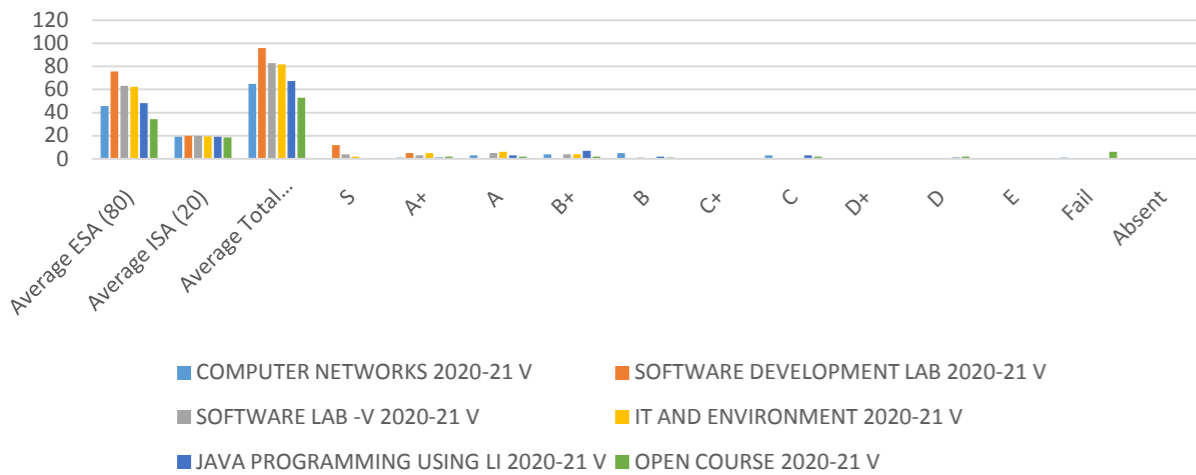
Programme Outcome of BCA, Academic Year 2019-20, Semester - IV



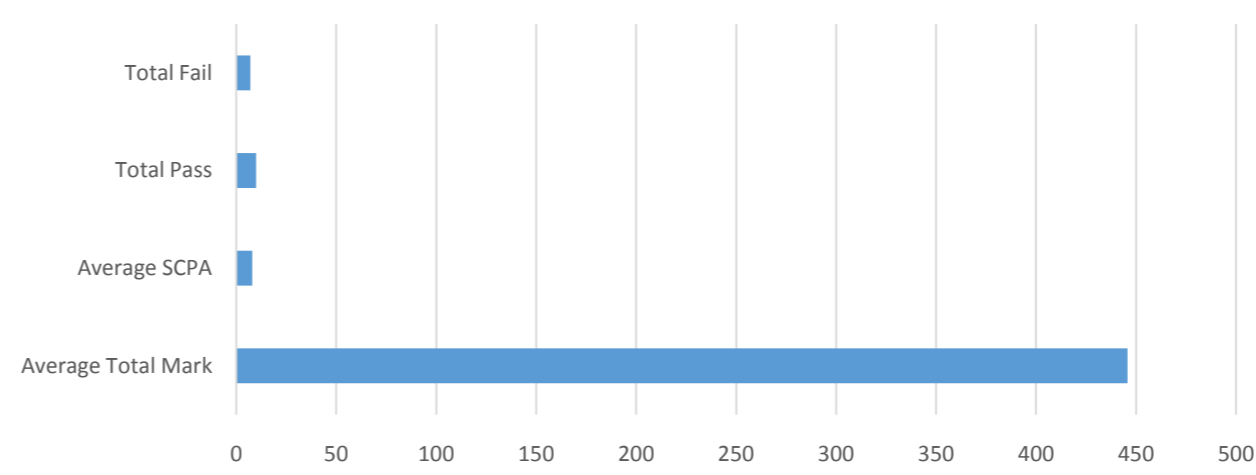
Course & Programme outcome of Bachelor of Computer Application, Academic Year 2020-21, Semester - V

Programme	Course Code	Course	Academic Year	Semester	Handled By	Average ESA (80)	Average ISA (20)	Average Total (100)	S	A+	A	B+	B	C+	C	D+	D	E	Fail	Absent	Total Count of Grad es	Average Total Mark	Average SCP A	Total Pass	Total Fail	Total Students Count
BCA	CS5CRT12	COMPUTER NETWORKS	2020-21	V		45.65	19.18	64.82	-	1	3	4	5	-	3	-	-	-	1	-	17	445.65	7.95	10	7	17
BCA	CA5PRP01	SOFTWARE DEVELOPMENT I	2020-21	V		75.76	20	95.76	12	5	-	-	-	-	-	-	-	-	-	-	17					
BCA	CS5CRP05	SOFTWARE LAB -V	2020-21	V		63.18	19.82	83	4	3	5	4	1	-	-	-	-	-	-	-	17					
BCA	CS5CRT13	IT AND ENVIRONMENT	2020-21	V		62.35	19.47	81.82	2	5	6	4	-	-	-	-	-	-	-	-	17					
BCA	CS5CRT14	JAVA PROGRAMMING USING	2020-21	V		48.18	19.18	67.35	-	1	3	7	2	-	3	-	1	-	-	-	17					
		OPEN COURSE	2020-21	V		34.24	18.65	52.88	-	2	2	2	1	-	2	-	2	-	6	-	17					

Course outcome of Bachelor of Computer Application, Academic Year 2020-21, Semester - V



Programme outcome of Bachelor of Computer Application, Academic Year 2020-21, Semester - V



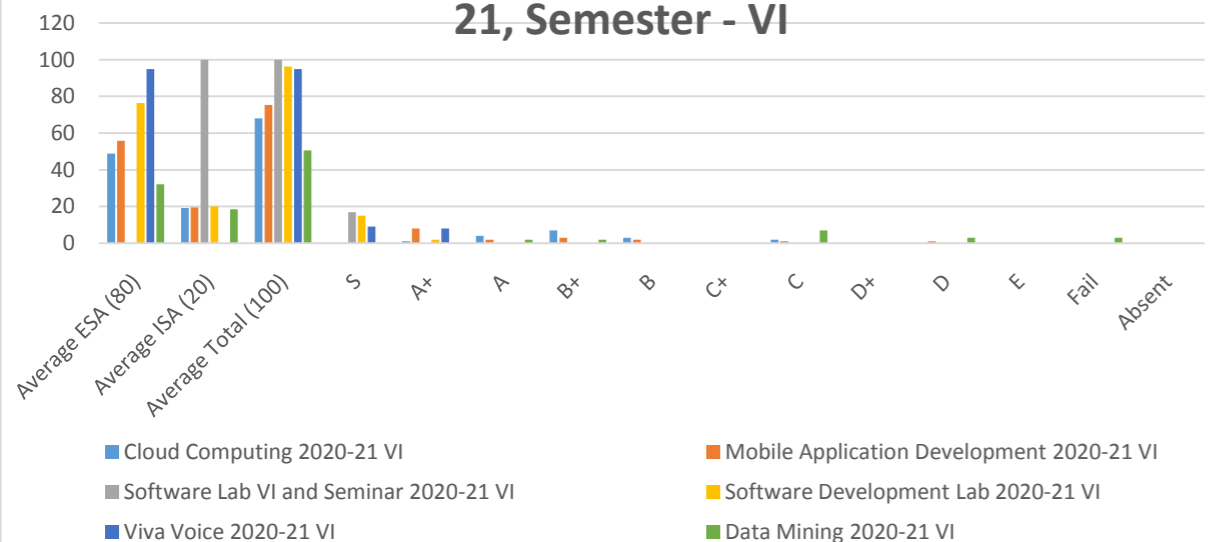
Overall Pass %

58.82

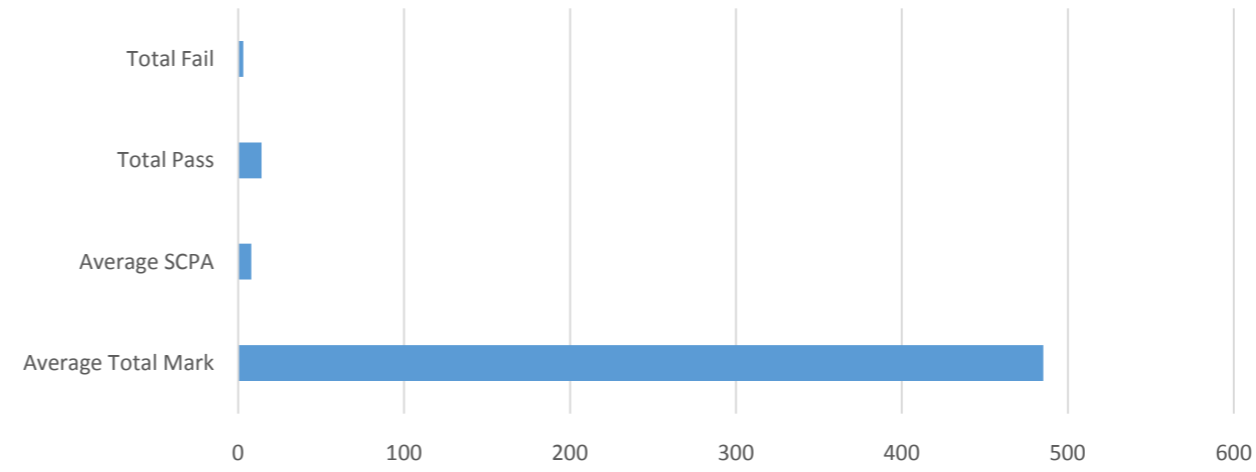
Course & Programme outcome of Bachelor of Computer Application, Academic Year 2020-21, Semester - VI

Program me	Course Code	Course	Academi c Year	Semes ter	Hand led By	Average ESA (80)	Average ISA (20)	Average Total (100)	S	A+	A	B+	B	C+	C	D+	D	E	Fail	Abse nt	Total Count of Grad es	Averag e Total Mark	Aver age SCP A	Total Pass	Total Fail	Total Students Count
BCA	CA6CRT04	Cloud Computing	2020-21	VI		48.88235	19.17647	68.05882	-	1	4	7	3	-	2	-	-	-	-	-	17	485.118	7.935	14	3	17
BCA	CS6CRT15	Mobile Application Development	2020-21	VI		55.76471	19.52941	75.29412	-	8	2	3	2	-	1	-	1	-	-	-	17					
BCA	CA6SMP01	Software Lab VI and Seminar	2020-21	VI		0	100	100	17	-	-	-	-	-	-	-	-	-	-	-	17					
BCA	CA6PRP02	Software Development Lab	2020-21	VI		76.35294	20	96.35294	15	2	-	-	-	-	-	-	-	-	-	-	17					
BCA	CA6VVP01	Viva Voice	2020-21	VI		94.82353	0	94.82353	9	8	-	-	-	-	-	-	-	-	-	-	17					
BCA	CS6CBT02	Data Mining	2020-21	VI		32.05882	18.52941	50.58824	-	-	2	2	-	-	7	-	3	-	3	-	17					

Course Outcome of BCA, Academic Year 2020-21, Semester - VI



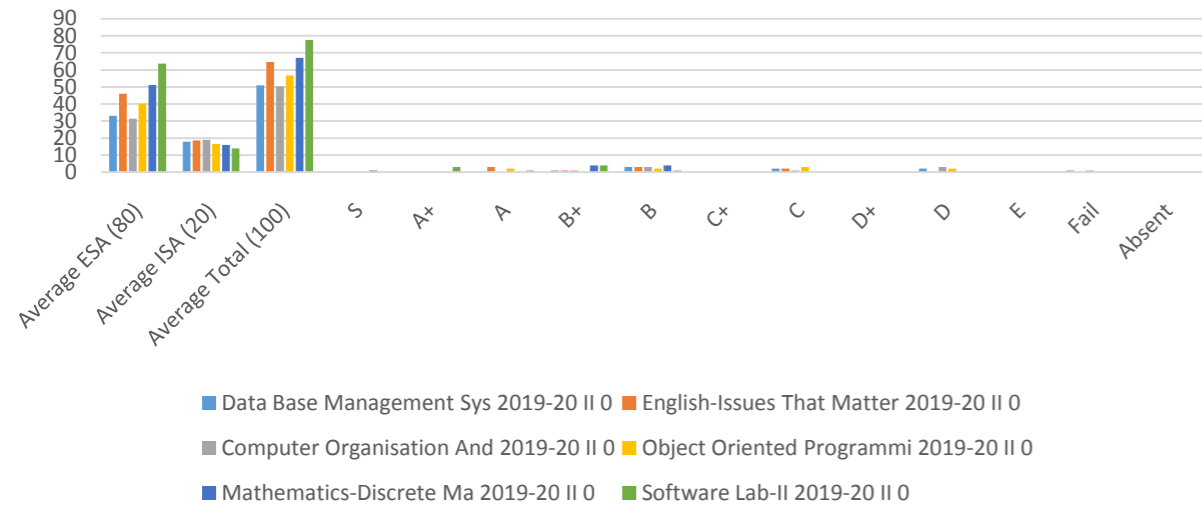
Programme Outcome of BCA, Academic Year 2020-21, Semester - VI



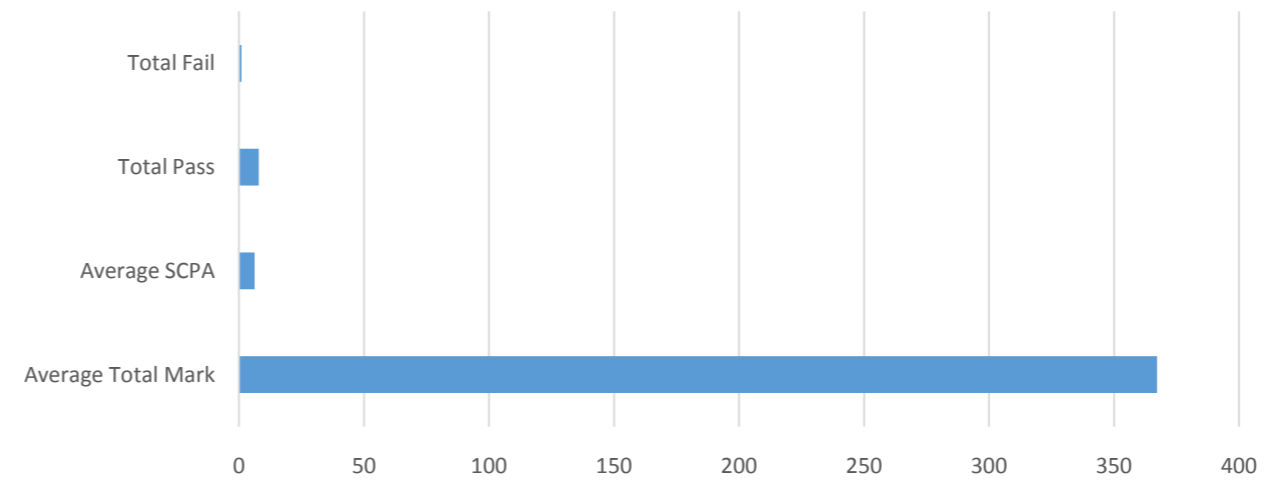
Overall Pass %

82.35

Course outcome of BCA , Academic Year 2019-20, Semester - II



Programme outcome of BCA , Academic Year 2019-20, Semester - II



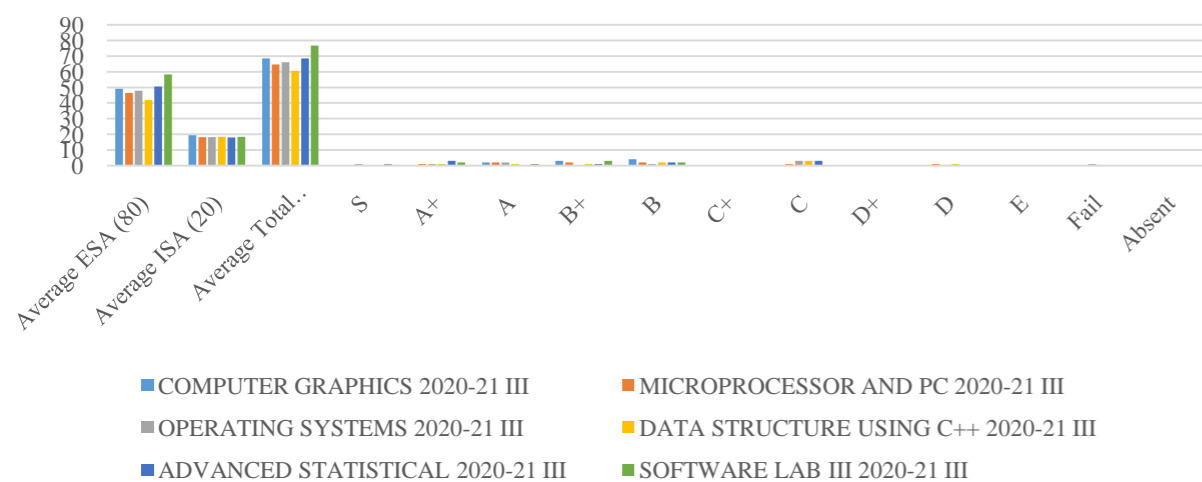
Overall Pass %

88.89

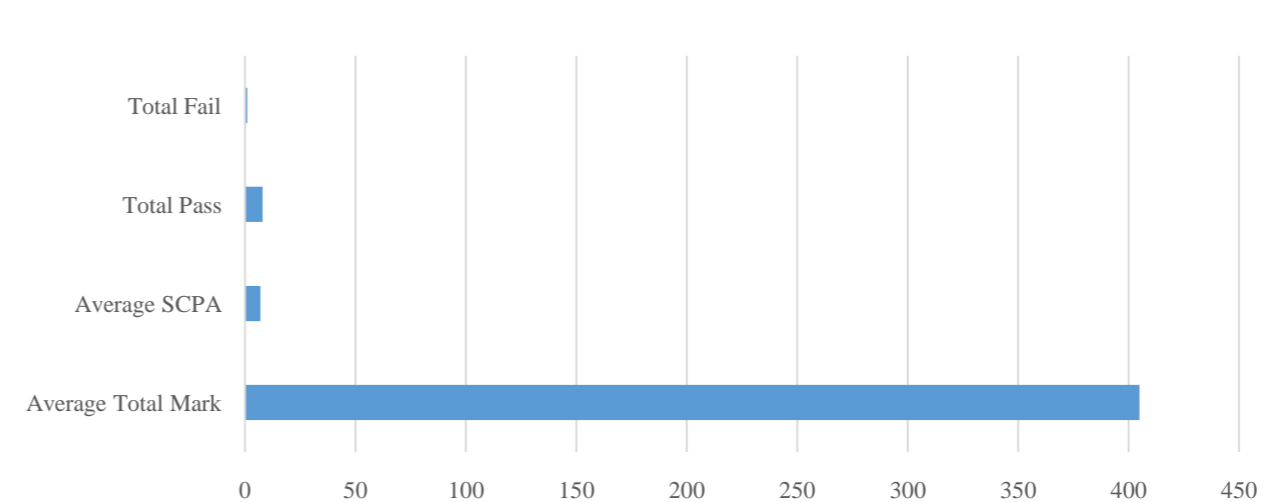
Course & Programme outcome of BCA, Academic Year 2020-21, Semester - III

Program me	Course Code	Course	Academi c Year	Semes ter	Hand led By	Average ESA (80)	Average ISA (20)	Average Total (100)	S	A+	A	B+	B	C+	C	D+	D	E	Fail	Abse nt	Total Count of Grad es	Averag e Total Mark	Aver age SCP A	Total Pass	Total Fail	Total Students Count
BCA	CS3CRT07	COMPUTER GRAPHICS	2020-21	III		49.11	19.33	68.44	-	-	2	3	4	-	-	-	-	-	-	-	9	404.89	6.92	8	1	9
BCA	CA3CRT01	MICROPROCESSOR AND PC	2020-21	III		46.4444	18.2222	64.6667	-	1	2	2	2	-	1	-	1	-	-	-	9					
BCA	CA3CRT02	OPERATING SYSTEMS	2020-21	III		47.7778	18.2222	66	1	1	2	-	1	-	3	-	-	-	1	-	9					
BCA	CS3CRT08	DATA STRUCTURE USING C++	2020-21	III		42	18.4444	60.4444	-	1	1	1	2	-	3	-	1	-	-	-	9					
BCA	ST3CMT32	ADVANCED STATISTICAL	2020-21	III		50.5556	18	68.5556	-	3	-	1	2	-	3	-	-	-	-	-	9					
BCA	CS3CRP03	SOFTWARE LAB III	2020-21	III		58.3333	18.4444	76.7778	1	2	1	3	2	-	-	-	-	-	-	-	9					

Course Outcome of BCA, Academic Year 2020-21, Semester - III



Programme Outcome of BCA, Academic Year 2020-21, Semester - III



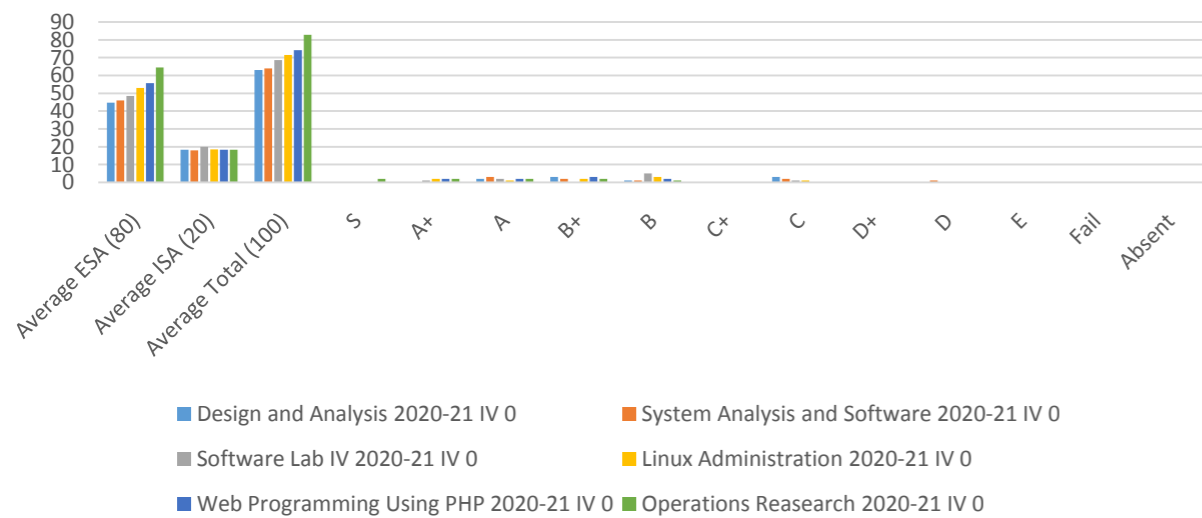
Overall Pass %

88.89

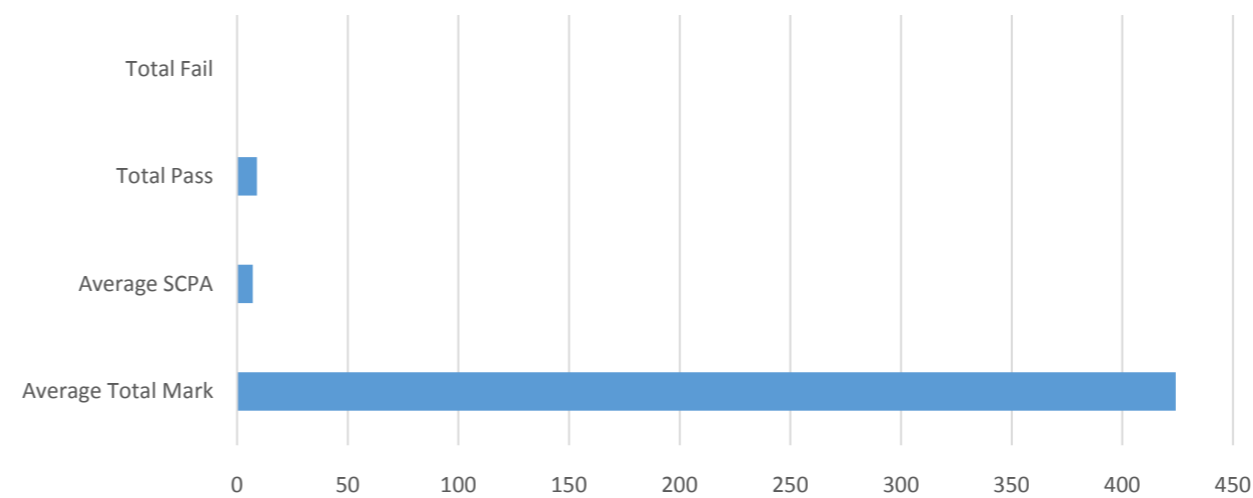
Course & Programme outcome of BCA, Academic Year 2020-21, Semester - IV

Program me	Course Code	Course	Academi c Year	Semes ter	Han dled By	Average ESA (80)	Average ISA (20)	Average Total (100)	S	A+	A	B+	B	C+	C	D+	D	E	Fail	Abse nt	Total Coun t of Grad es	Averag e Total Mark	Aver age SCP A	Total Pass	Total Fail	Total Students Count	
BCA	CS4CRT09	Design and Analysis	2020-21	IV		44.7778	18.3333	63.11	-	-	2	3	1	-	3	-	-	-	-	-	-	9	424.11	7.05	9	0	9
BCA	CA4CRT03	System Analysis and Software	2020-21	IV		46	18	64	-	-	3	2	1	-	2	-	1	-	-	-	-	9					
BCA	CS4CRP04	Software Lab IV	2020-21	IV		48.5556	20	68.5556	-	1	2	-	5	-	1	-	-	-	-	-	-	9					
BCA	:CS4CRT10	Linux Administration	2020-21	IV		53.00	18.44	71.44	-	2	1	2	3	-	1	-	-	-	-	-	-	9					
BCA	CS4CRT11	Web Programming Using PHP	2020-21	IV		55.7778	18.3333	74.1111	-	2	2	3	2	-	-	-	-	-	-	-	-	9					
BCA	MM4CMT03	Operations Reasearch	2020-21	IV		64.5556	18.3333	82.89	2	2	2	2	1	-	-	-	-	-	-	-	-	9					

Course outcome of BCA, Academic Year 2020-21, Semester - IV



Programme Outcome of BCA, Academic Year 2020-21, Semester - IV



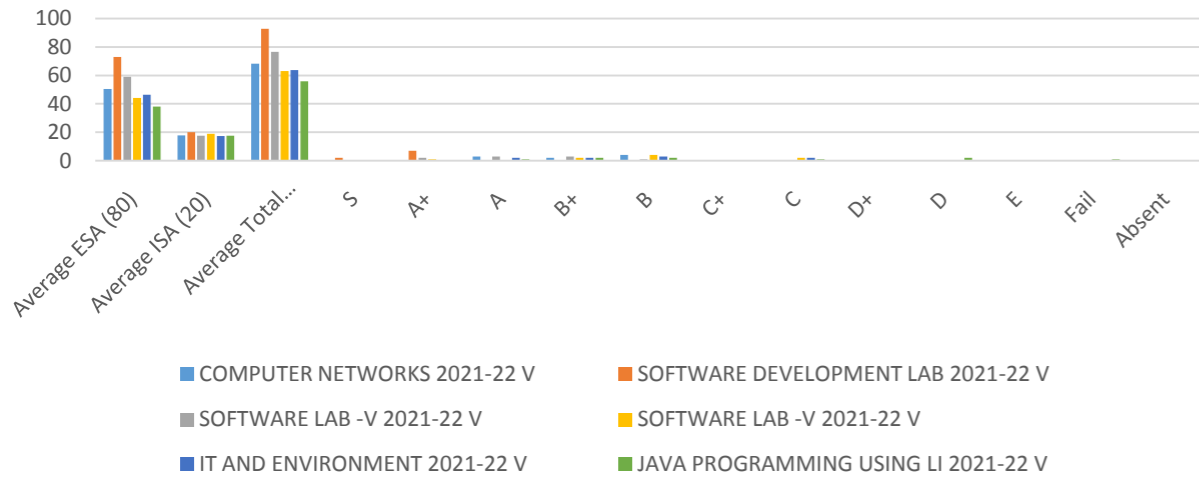
Overall Pass %

100.00

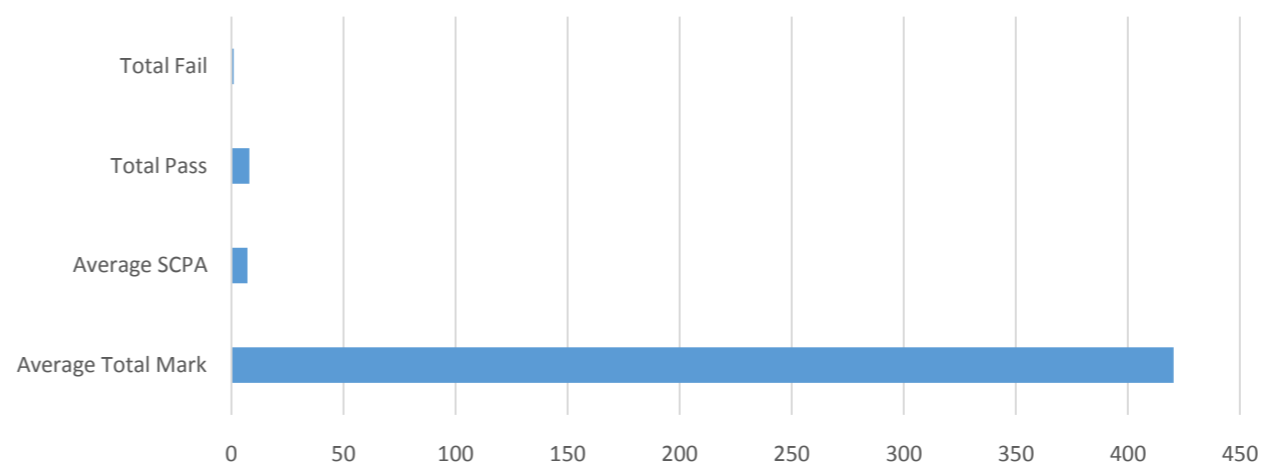
Course & Programme outcome of Bachelor of Computer Application, Academic Year 2021-22, Semester - V

Program me	Course Code	Course	Academi c Year	Semes ter	Han dled By	Average ESA (80)	Average ISA (20)	Average Total (100)	S	A+	A	B+	B	C+	C	D+	D	E	Fail	Abse nt	Total Coun t of Grad es	Averag e Total Mark	Aver age SCP A	Total Pass	Total Fail	Total Students Count	
BCA	CS5CRT12	COMPUTER NETWORKS	2021-22	V		50.44	17.78	68.22	-	-	3	2	4	-	-	-	-	-	-	-	-	9	420.44	7.14	8	1	9
BCA	CA5PRP01	SOFTWARE DEVELOPMENT I	2021-22	V		72.89	20	92.89	2	7	-	-	-	-	-	-	-	-	-	-	-	9					
BCA	CS5CRP05	SOFTWARE LAB -V	2021-22	V		59	17.67	76.67	-	2	3	3	1	-	-	-	-	-	-	-	-	9					
BCA	CS5CRP05	SOFTWARE LAB -V	2021-22	V		44.22	18.89	63.11	-	1	-	2	4	-	2	-	-	-	-	-	-	9					
BCA	CS5CRT13	IT AND ENVIRONMENT	2021-22	V		46.33	17.44	63.78	-	-	2	2	3	-	2	-	-	-	-	-	-	9					
BCA	CS5CRT14	JAVA PROGRAMMING USING	2021-22	V		38.11	17.67	55.78	-	-	1	2	2	-	1	-	2	-	1	-	-	9					

Course outcome of Bachelor of Computer Application, Academic Year 2021-22, Semester - V



Programme outcome of Bachelor of Computer Application, Academic Year 2021-22, Semester - V

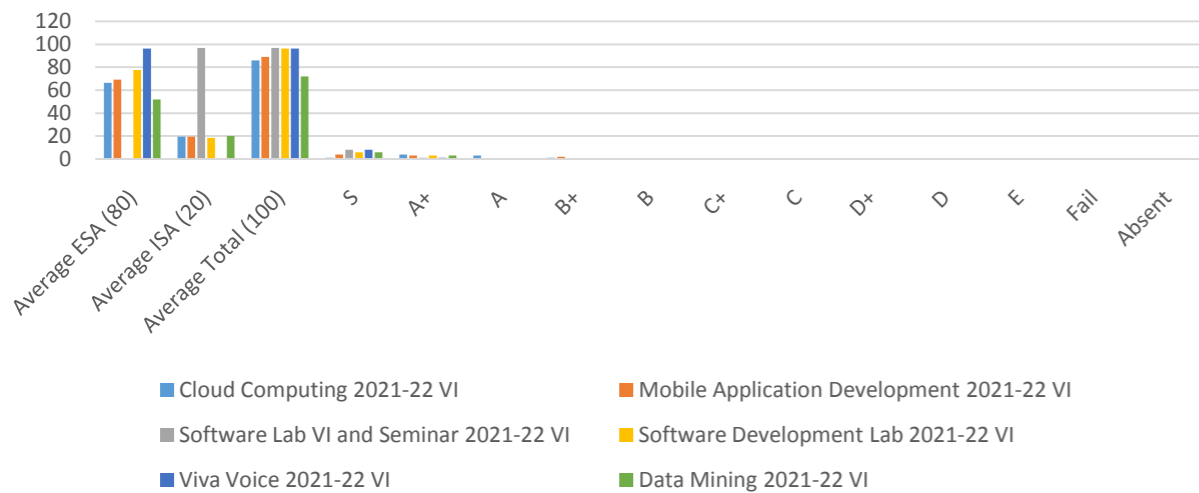


Overall Pass %
88.89

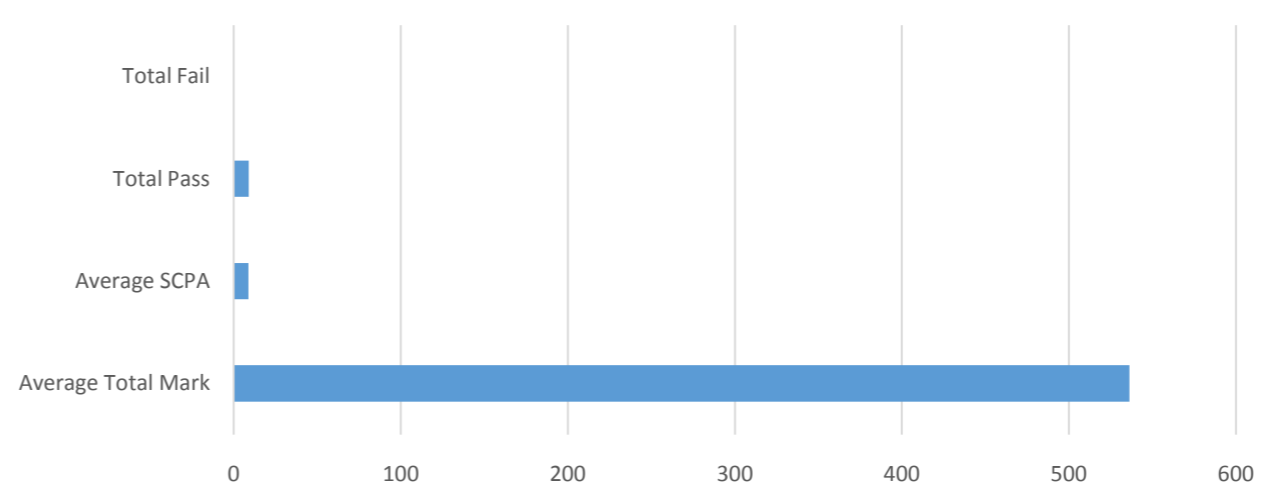
Course & Programme outcome of Bachelor of Computer Application, Academic Year 2021-22, Semester - VI

Program me	Course Code	Course	Academi c Year	Semes ter	Hand led By	Average ESA (80)	Average ISA (20)	Average Total (100)	S	A+	A	B+	B	C+	C	D+	D	E	Fail	Abse nt	Total Count of Grad es	Averag e Total Mark	Average SCP A	Total Pass	Total Fail	Total Students Count
BCA	CA6CRT04	Cloud Computing	2021-22	VI		66.44444	19.44444	85.88889	1	4	3	1	-	-	-	-	-	-	-	0	9	536.111	8.76	9	0	9
BCA	CS6CRT15	Mobile Application Development	2021-22	VI		69.22222	19.66667	88.88889	4	3	-	2	-	-	-	-	-	-	-	0	9					
BCA	CA6SMP01	Software Lab VI and Seminar	2021-22	VI		0	96.88889	96.88889	8	1	-	-	-	-	-	-	-	-	-	0	9					
BCA	CA6PRP02	Software Development Lab	2021-22	VI		77.66667	18.55556	96.22222	6	3	-	-	-	-	-	-	-	-	-	0	9					
BCA	CA6VVP01	Viva Voice	2021-22	VI		96.22222	0	96.22222	8	1	-	-	-	-	-	-	-	-	-	0	9					
BCA	CS6CBT02	Data Mining	2021-22	VI		52	20	72	6	3	-	-	-	-	-	-	-	-	-	0	9					

Course Outcome of BCA, Academic Year 2021-22, Semester - VI



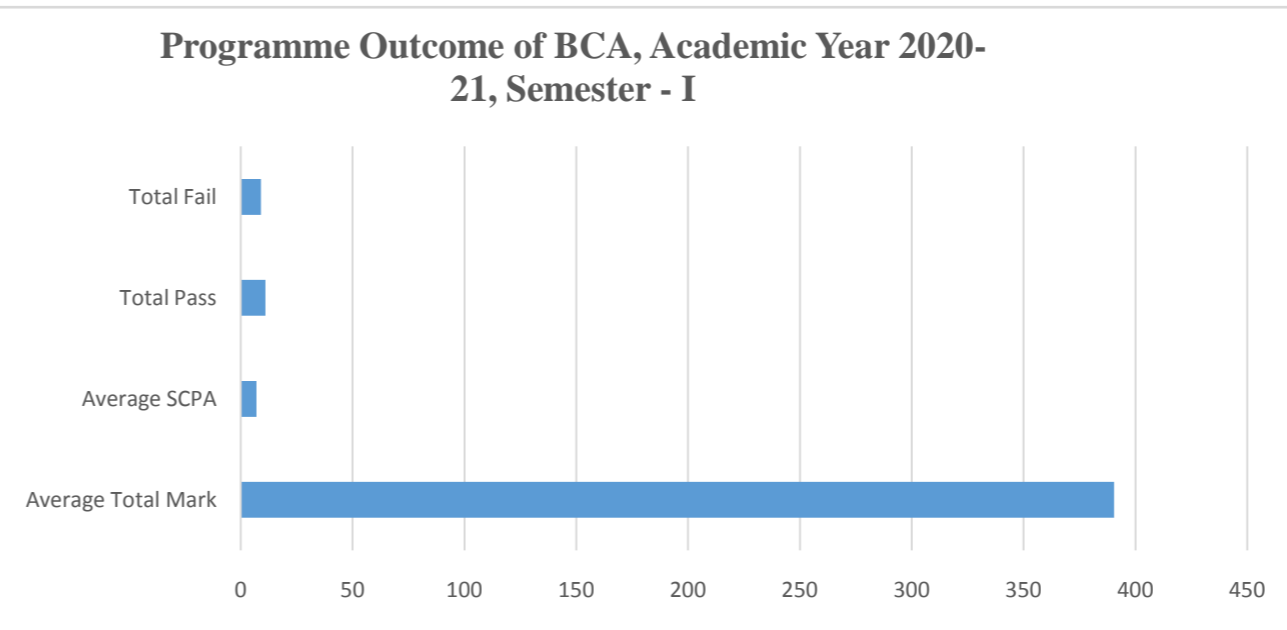
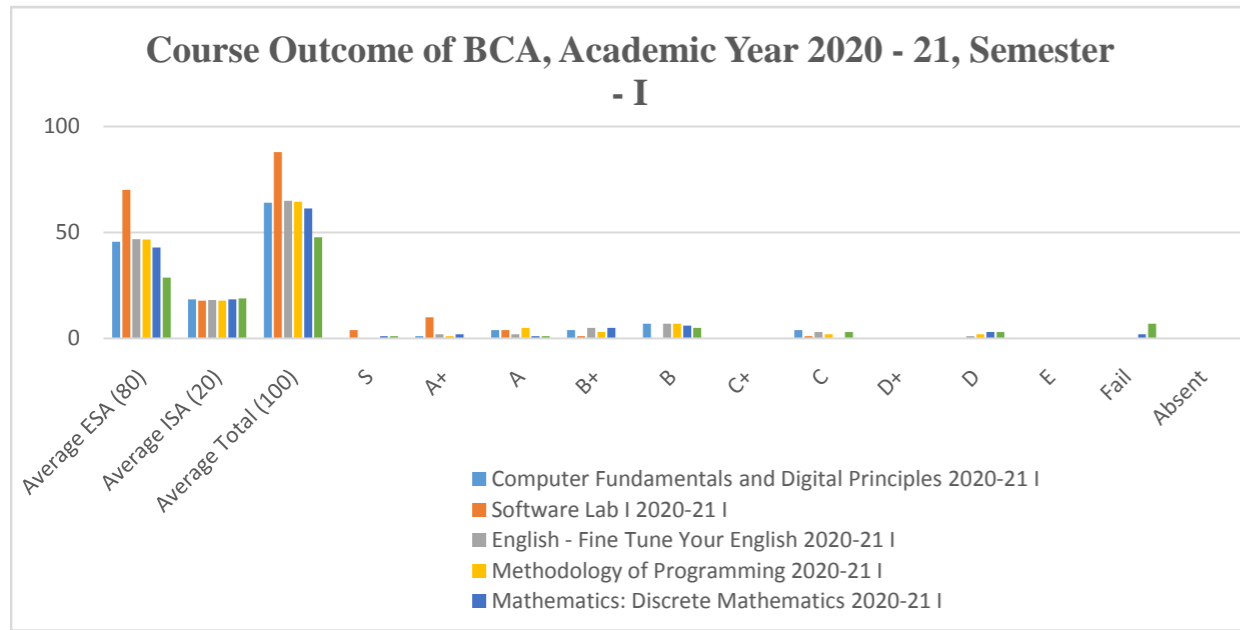
Programme Outcome of BCA, Academic Year 2021-22, Semester - VI



Overall Pass %
100.00

Admission Batch : 2020-23

Course & Programme outcome of BCA, Academic Year 2020-21, Semester - I																											
Program me	Course Code	Course	Academic Year	Semest er	Hand led By	Average ESA (80)	Average ISA (20)	Average Total (100)	S	A+	A	B+	B	C+	C	D+	D	E	Fail	Abse nt	Total Coun t of Grad es	Average Total Mark	Aver age SCP A	Total Pass	Total Fail	Total Students Count	
BCA	CS1CRT01	Computer Fundamentals and Digital	2020-21	I		45.60	18.50	64.10	-	1	4	4	7	-	4	-	-	-	-	-	-	20	390.40	7.05	11	9	20
BCA	CS1CRP01	Software Lab I	2020-21	I		70.05	17.80	87.85	4	10	4	1	-	-	1	-	-	-	-	-	20						
BCA	EN1CCT01	English - Fine Tune Your English	2020-21	I		46.80	18.10	64.90	-	2	2	5	7	-	3	-	1	-	-	-	20						
BCA	CS1CRT02	Methodology of Programming	2020-21	I		46.70	17.80	64.50	-	1	5	3	7	-	2	-	2	-	-	-	20						
BCA	MM1CMT03	Mathematics: Discrete Mathematics	2020-21	I		42.95	18.40	61.35	1	2	1	5	6	-	-	-	3	-	2	-	20						
BCA	ST1CMT31	Basic Statistics and Introductory Pro	2020-21	I		28.75	18.95	47.70	1	-	1	-	5	-	3	-	3	-	7	-	20						



Overall Pass %
55.00

