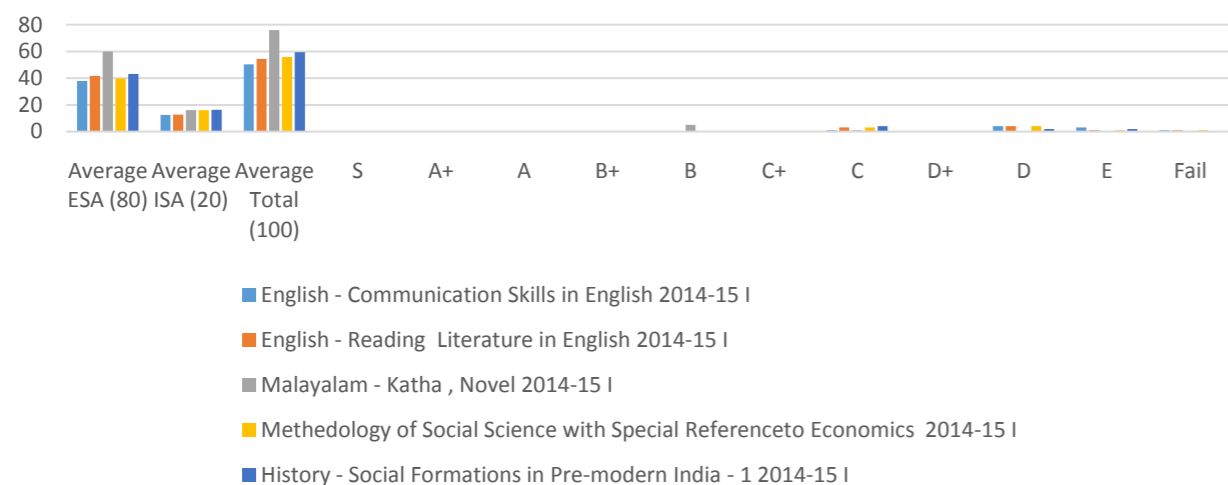


Admission Batch : 2014-17

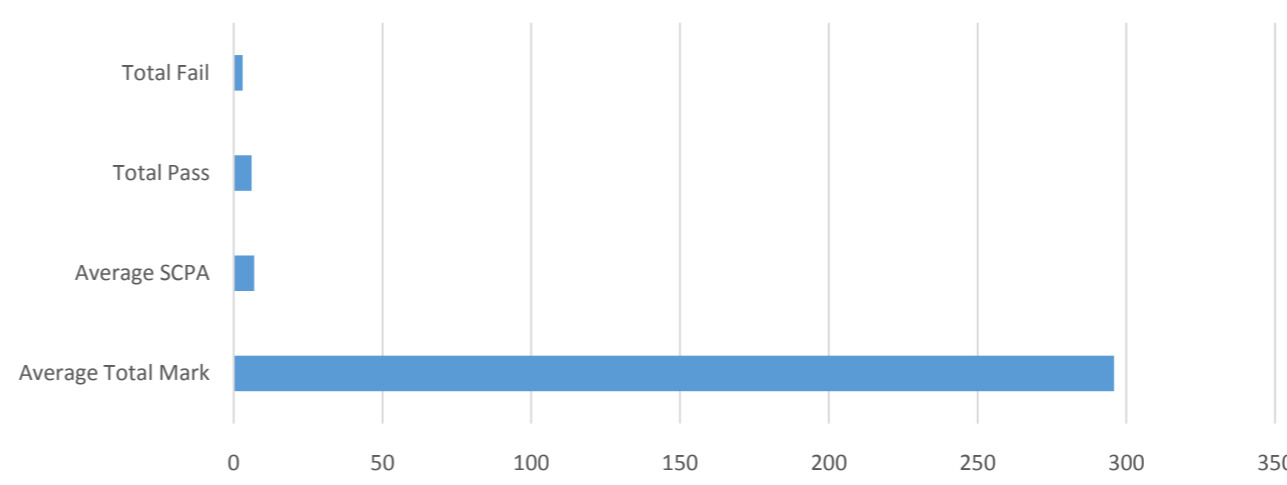
Course & Programme outcome of B.A Econoics, Academic Year 2014-15, Semester - I

Programme	Course Code	Course	Academic Year	Semester	Handled By	Average ESA (80)	Average ISA (20)	Average Total (100)	S	A+	A	B+	B	C+	C	D+	D	E	Fail	Absent	Total Count of Grades	Average Total Mark	Average SCPA	Total Pass	Total Fail	Total Students Count
B.A Economics	EN01AA9	English - Communication Skills in English	2014-15	I		37.78	12.56	50.33	-	-	-	-	-	-	1	-	4	3	1	-	9	295.9	6.89	6	3	9
B.A Economics	EN1AA90	English - Reading Literature in English	2014-15	I		41.67	12.67	54.33	-	-	-	-	-	3	-	4	1	1	-	9						
B.A Economics		Malayalam - Katha , Novel	2014-15	I		60.00	16.00	76.00	-	-	-	-	5	-	1	-	-	-	-	-	6					
B.A Economics	EN01BA9	Methodology of Social Science with Special Referenceto Economics	2014-15	I		39.78	16.00	55.78	-	-	-	-	-	3	-	4	1	1	-	9						
B.A Economics	HY01CA9	History - Social Formations in Pre-modern India - 1	2014-15	I		43.22	16.22	59.44	-	-	-	-	-	4	-	2	2	-	-	8						

Course outcome of B.A Econoics, Academic Year 2014-15, Semester - I



Programme outcome of B.A Econoics, Academic Year 2014-15, Semester - I




Overall Pass %

66.67

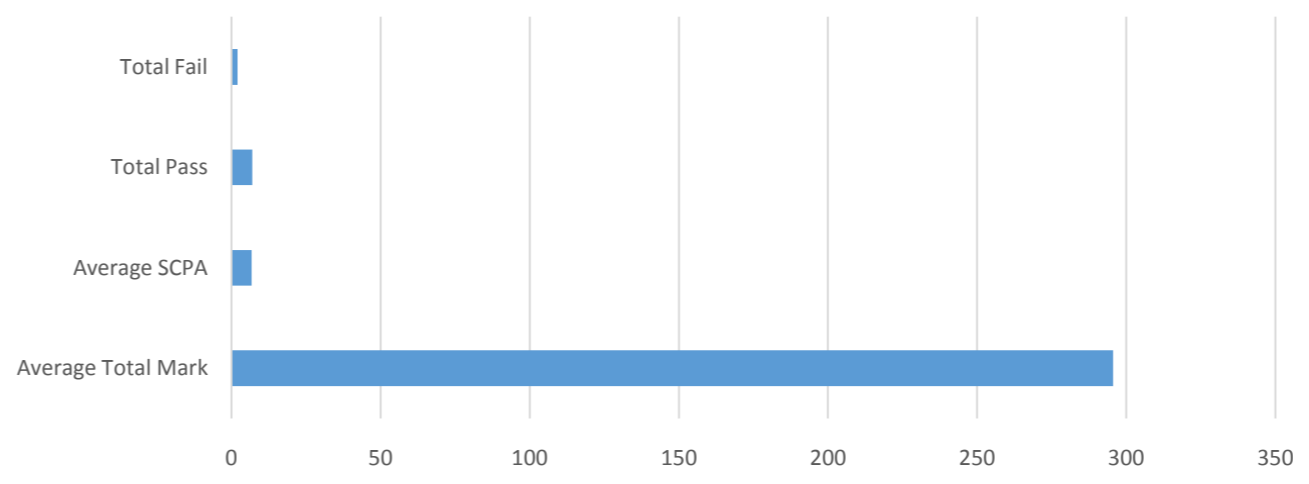
Course & Programme outcome of BA Economics, Academic Year 2014-15, Semester - II

Programme	Course Code	Course	Academic Year	Semester	Handled By	Average ESA (80)	Average ISA (20)	Average Total (100)	S	A+	A	B+	B	C+	C	D+	D	E	Fail	Absent	Total Count of Grades	Average Total Mark	Average SCPA	Total Pass	Total Fail	Total Students Count
BA Economics	EN02AA9	English- critical thinking	2014-15	II		40.6667	12	52.6667	-	-	-	-	1	-	3	-	1	2	2	-	9	295.6	6.71	7	2	9
BA Economics	EN02AA9	English- Musings on Vital Issues	2014-15	II		49	12.7778	61.7778	-	-	-	-	1	-	5	-	1	2	-	-	9					
BA Economics		Malayalam/ Hindi	2014-15	II		55.4444	14.6667	70.1111	-	-	-	-	4	-	4	-	1	-	-	-	9					
BA Economics	EM02BA9	Development and Environmental Economics	2014-15	II		40.44	16	56.44	-	-	-	-	2	-	2	-	1	3	1	-	9					
BA Economics	HY02CA9	History- Transition to the contemporary India - 2	2014-15	II		40.2222	14.3333	54.5556	-	-	1	-	-	-	1	-	3	3	1	-	9					

Course outcome of BA Economics, Academic Year 2014-15, Semester - II



Programme outcome of BA Economics, Academic Year 2014-15, Semester - II

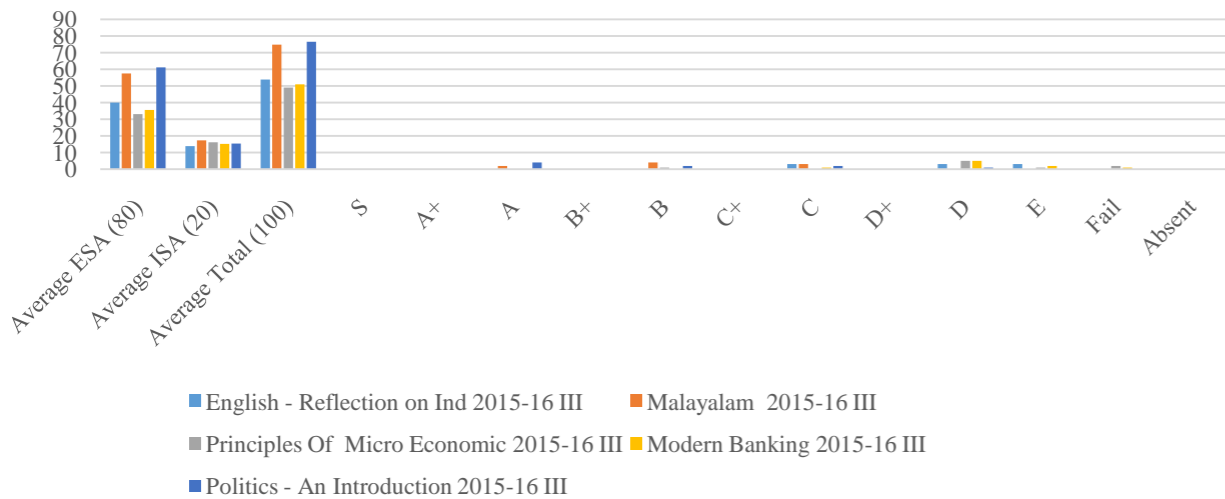


Overall Pass %
77.78

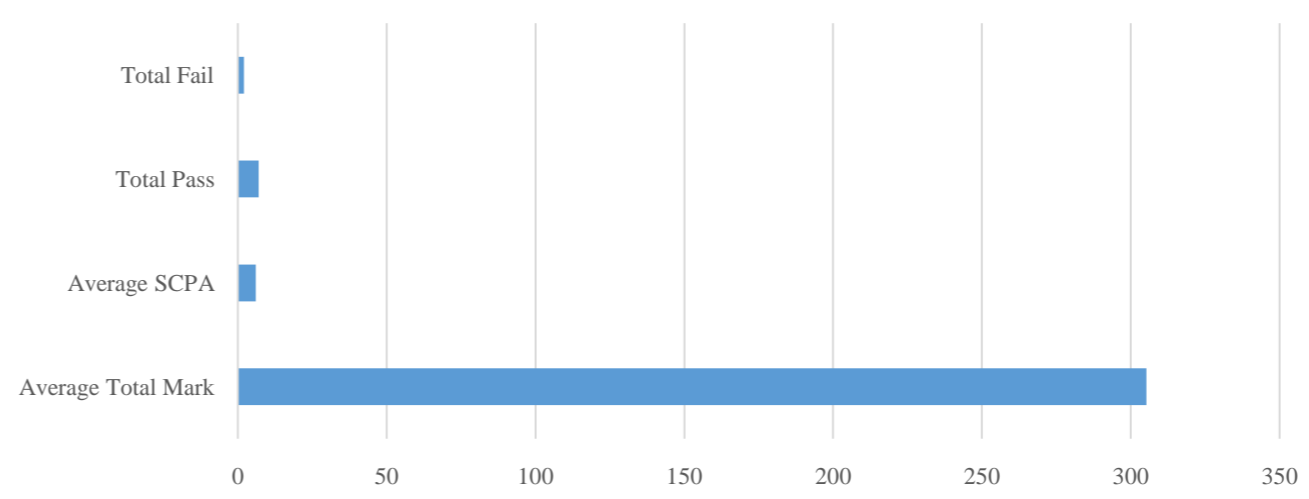
Course & Programme outcome of BA Economics, Academic Year 2015-16, Semester - III

Programme	Course Code	Course	Academic Year	Semester	Handled By	Average ESA (80)	Average ISA (20)	Average Total (100)	S	A+	A	B+	B	C+	C	D+	D	E	Fail	Absent	Total Count of Grades	Average Total Mark	Average SCPA	Total Pass	Total Fail	Total Students Count
BA Economics	EN03AA9	English - Reflection on Ind	2015-16	III		40	13.7778	53.78	-	-	-	-	-	-	3	-	3	3	-	-	9	305.2	5.97	7	2	9
BA Economics		Malayalam	2015-16	III		57.5556	17.3333	74.8889	-	-	2	-	4	-	3	-	-	-	-	-	9					
BA Economics	EM03BA9	Principles Of Micro Economic	2015-16	III		33	16.1111	49.1111	-	-	-	-	1	-	-	-	5	1	2	-	9					
BA Economics	EM03BA9	Modern Banking	2015-16	III		35.67	15.22	50.89	-	-	-	-	-	-	1	-	5	2	1	-	9					
BA Economics	PS03CL00	Politics - An Introduction	2015-16	III		61.1111	15.4444	76.5556	-	-	4	-	2	-	2	-	1	-	-	-	9					

Course Outcome of BA Economics, Academic Year 2015-16, Semester -III



Programme Outcome of BA Economics, Academic Year 2015-16, Semester - III

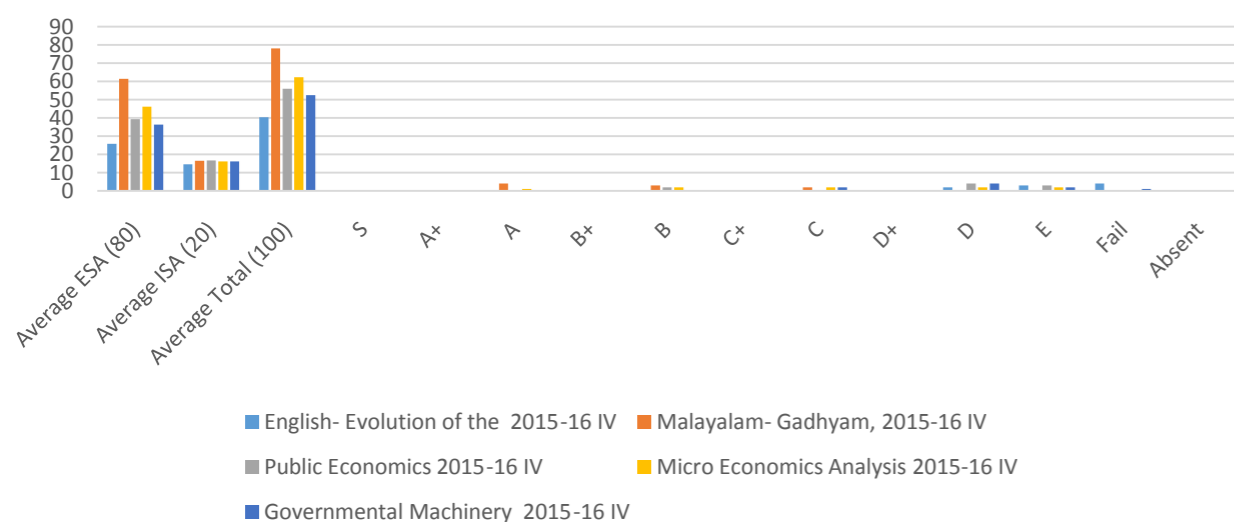


Overall Pass %
77.78

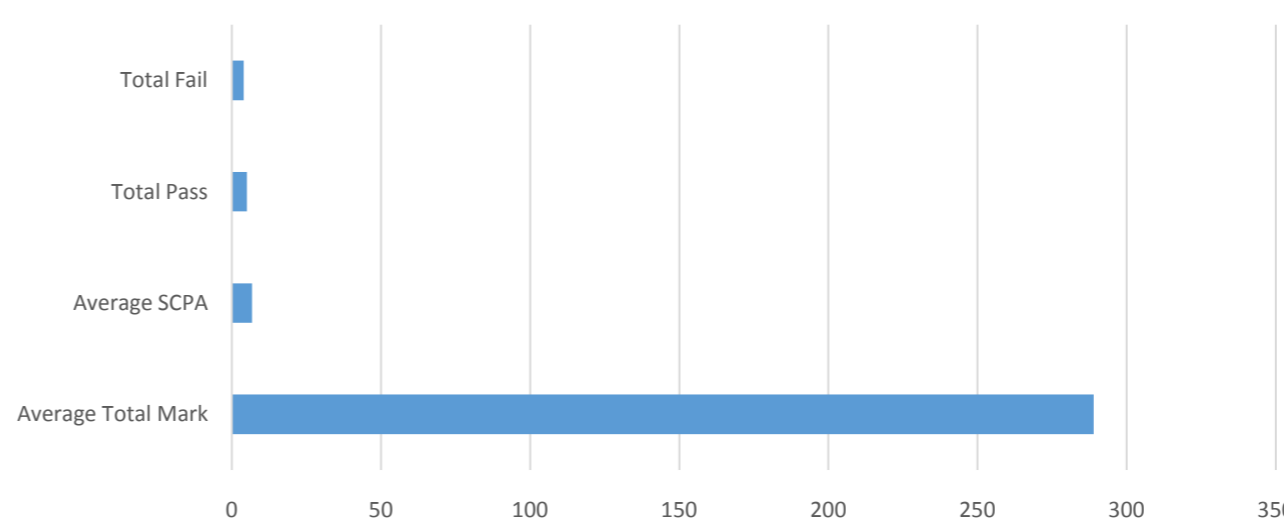
Course & Programme outcome of BA Economics, Academic Year 2015-16, Semester - IV

Programme	Course Code	Course	Academic Year	Semester	Handled By	Average ESA (80)	Average ISA (20)	Average Total (100)	S	A+	A	B+	B	C+	C	D+	D	E	Fail	Absent	Total Count of Grades	Average Total Mark	Average SCPA	Total Pass	Total Fail	Total Students Count
BA Economics		English- Evolution of the	2015-16	IV		25.7778	14.5556	40.3333	-	-	-	-	-	-	-	-	2	3	4	-	9	288.9	6.72	5	4	9
BA Economics	MA04AB	Malayalam- Gadhyam,	2015-16	IV		61.4444	16.5556	78	-	-	4	-	3	-	2	-	-	-	-	-	9					
BA Economics	EM04BA	Public Economics	2015-16	IV		39.2222	16.6667	55.8889	-	-	-	-	2	-	-	-	4	3	-	-	9					
BA Economics	EM04CR	Micro Economics Analysis	2015-16	IV		46.1111	16.2222	62.3333	-	-	1	-	2	-	2	-	2	2	-	-	9					
BA Economics	PS04CAB	Governmental Machinery	2015-16	IV		36.3333	16.1111	52.4444	-	-	-	-	-	-	2	-	4	2	1	-	9					

Course Outcome of BA Economics, Academic Year 2015-16, Semester - IV



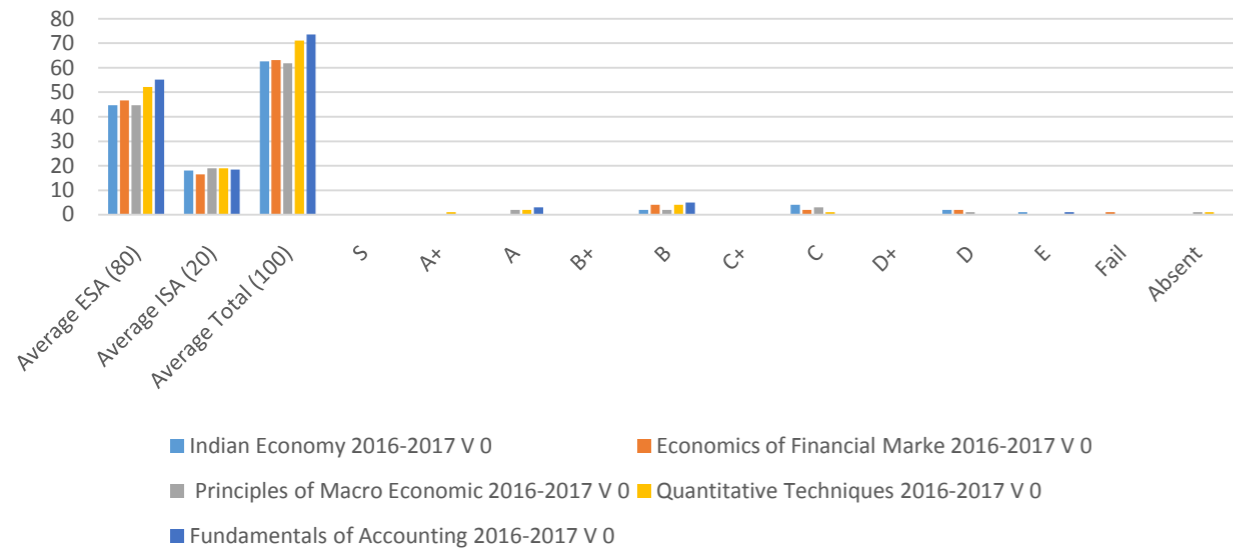
Programme Outcome of BA Economics, Academic Year 2015-16, Semester - IV



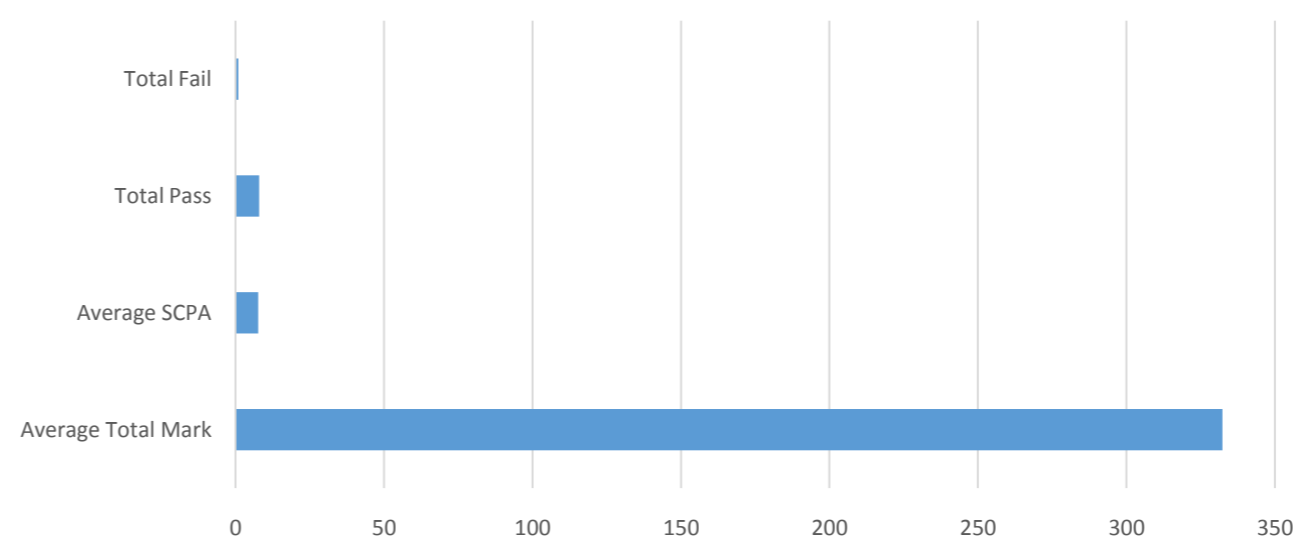
Course & Programme outcome of B A Economics, Academic Year 2016-17, Semester - V

Programme	Course Code	Course	Academic Year	Semester	Handled By	Average ESA (80)	Average ISA (20)	Average Total (100)	S	A+	A	B+	B	C+	C	D+	D	E	Fail	Absent	Total Count of Grades	Average Total Mark	Average SCPA	Total Pass	Total Fail	Total Students Count
B.A Economics	EM05BA9	Indian Economy	2016-201	V		44.6667	18	62.6667	-	-	-	-	2	-	4	-	2	1	-	-	9	332	7.69	8	1	9
B.A Economics	EM05BA	Economics of Financial Marke	2016-201	V		46.6667	16.4444	63.1111	-	-	-	-	4	-	2	-	2	-	1	-	9					
B.A Economics	EM05CR	Principles of Macro Economic	2016-201	V		44.6667	19	61.8889	-	-	2	-	2	-	3	-	1	-	-	1	9					
B.A Economics	EM05CR0	Quantitative Techniques	2016-201	V		52.1111	19	71.1111	-	1	2	-	4	-	1	-	-	-	-	1	9					
B.A Economics	CM05DA	Fundamentals of Accounting	2016-201	V		55.1111	18.4444	73.5556	-	-	3	-	5	-	-	-	-	1	-	-	9					

Course Outcome of B.A Economics, Academic year 2016-17, Semester-V



Programme Outcome of B.A Economics, Academic year 2016-17, Semester-V

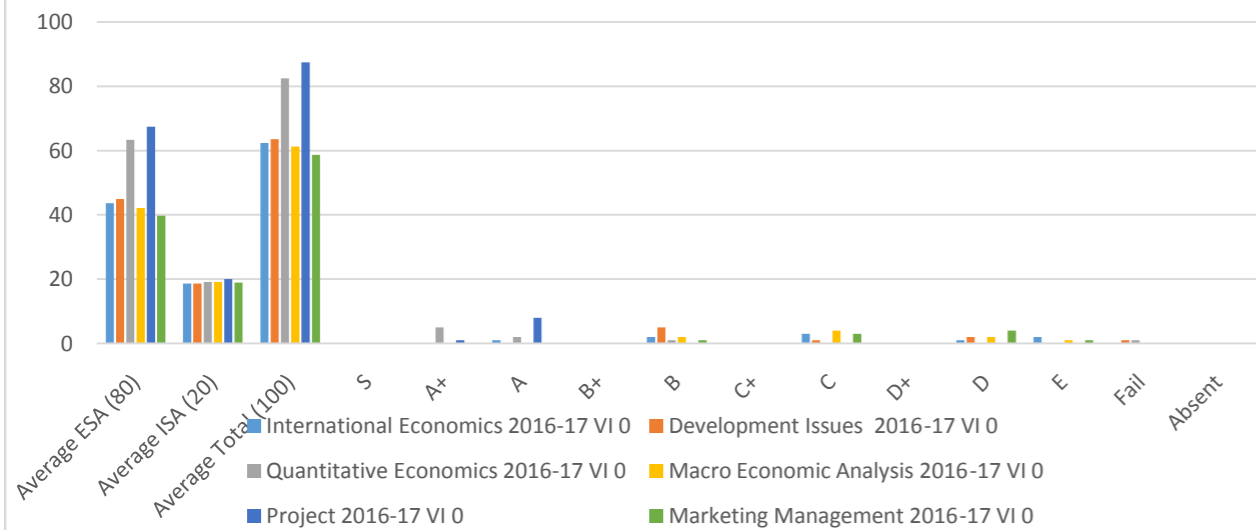


Overall Pass %
88.89

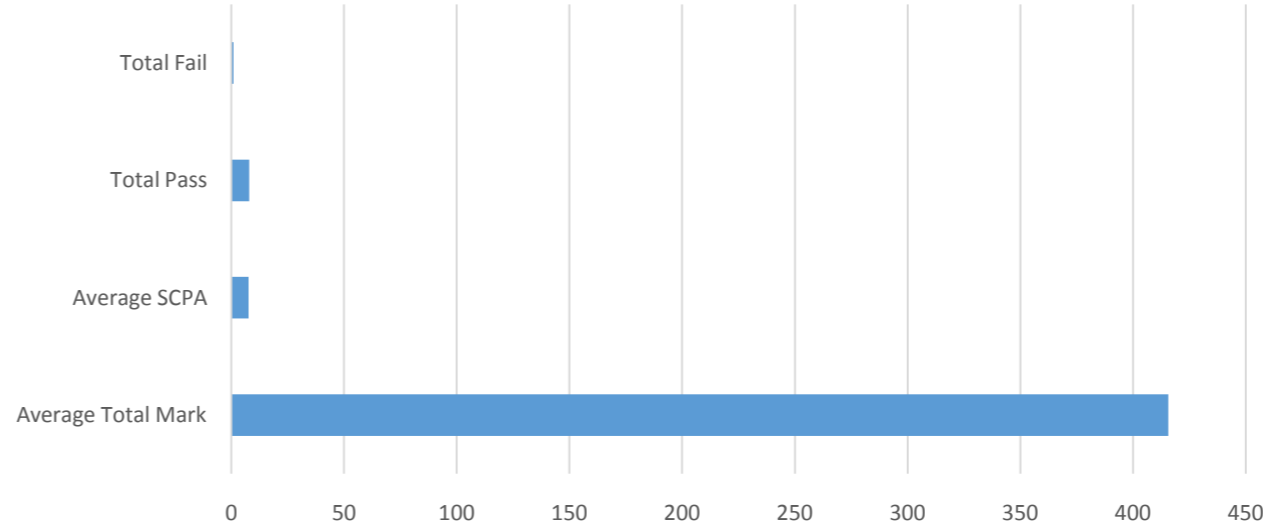
Course & Programme outcome of BA Economics, Academic Year 2016-17, Semester - VI

Programme	Course Code	Course	Academic Year	Semester	Handled By	Average ESA (80)	Average ISA (20)	Average Total (100)	S	A+	A	B+	B	C+	C	D+	D	E	Fail	Absent	Total Count of Grades	Average Total Mark	Average SCPA	Total Pass	Total Fail	Total Students Count
BA Economics	EM06BA9	International Economics	2016-17	VI		43.6667	18.6667	62.3333	-	-	1	-	2	-	3	-	1	2	-	-	9	415.7	7.73	8	1	9
BA Economics	EM06BA9	Development Issues	2016-17	VI		44.8889	18.6667	63.5556	-	-	-	-	5	-	1	-	2	-	1	-	9					
BA Economics	EM06CR0	Quantitative Economics	2016-17	VI		63.3333	19.1111	82.4444	-	5	2	-	1	-	-	-	-	-	1	-	9					
BA Economics	EM06CR0	Macro Economic Analysis	2016-17	VI		42.1111	19.1111	61.2222	-	-	-	-	2	-	4	-	2	1	-	-	9					
BA Economics	EM06BF9	Project	2016-17	VI		67.4444	20	87.4444	-	1	8	-	-	-	-	-	-	-	-	-	9					
BA Economics	EM06BB9	Marketing Management	2016-17	VI		39.7778	18.8889	58.6667	-	-	-	-	1	-	3	-	4	1	-	-	9					

Course Outcome of BA Economics, Academic Year 2016-17, Semester - VI



Programme Outcome of BA Economics, Academic Year 2016-17, Semester - VI



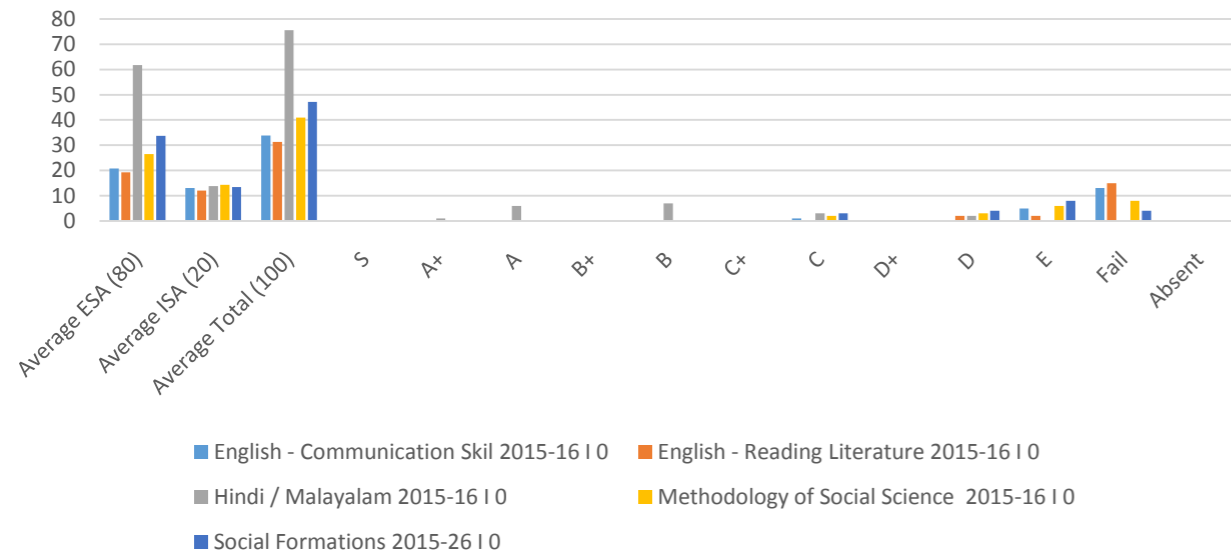
Overall Pass %
88.89

Admission Batch : 2015-18

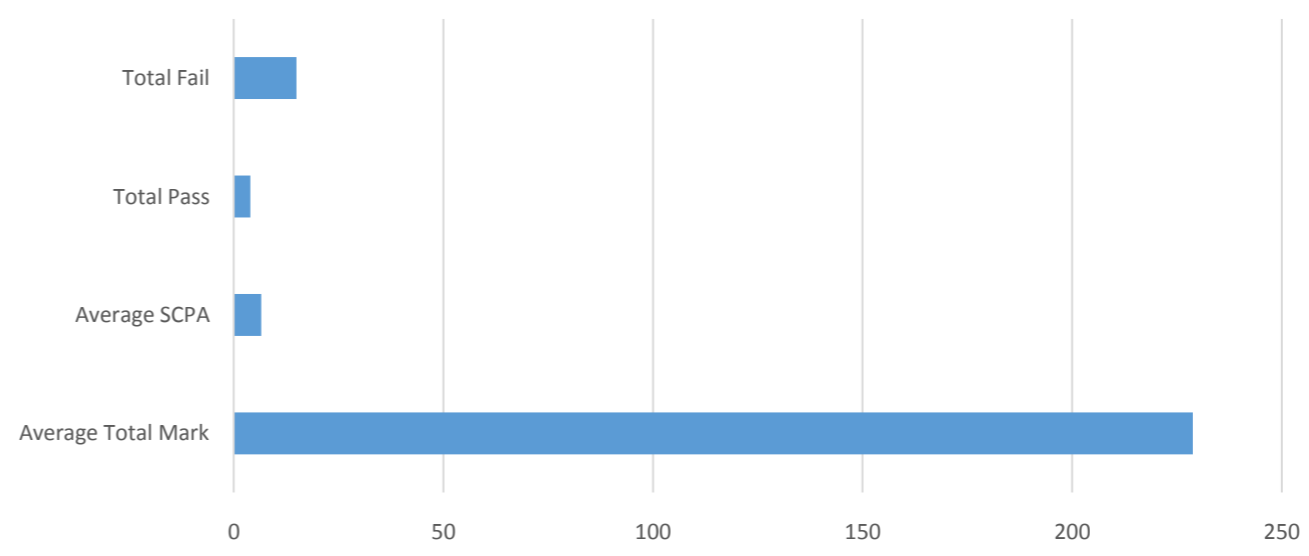
Course & Programme outcome of B A Economics, Academic Year 2015-16, Semester - I

Programme	Course Code	Course	Academic Year	Semester	Handled By	Average ESA (80)	Average ISA (20)	Average Total (100)	S	A+	A	B+	B	C+	C	D+	D	E	Fail	Absent	Total Count of Grades	Average Total Mark	Average SCPA	Total Pass	Total Fail	Total Students Count
B.A Economics	EN01AA90	English - Communication Skill	2015-16	I		20.78947	13.05263	33.84211	-	-	-	-	-	-	1	-	-	5	13	-	19	229	6.6	4	15	19
B.A Economics	EN01AA902	English - Reading Literature	2015-16	I		19.31579	12	31.31579	-	-	-	-	-	-	-	-	2	2	15	-	19					
B.A Economics		Hindi / Malayalam	2015-16	I		61.73684	13.78947	75.52632	-	1	6	-	7	-	3	-	2	-	-	-	19					
B.A Economics	EM01BA9	Methodology of Social Science	2015-16	I		26.52632	14.36842	40.89474	-	-	-	-	-	-	2	-	3	6	8	-	19					
B.A Economics	HY01CA9	Social Formations	2015-26	I		33.73684	13.47368	47.21053	-	-	-	-	-	-	3	-	4	8	4	-	19					

Course Outcome of B A Economics, Academic Year 2015-16, Semester - I



Programme Outcome of B A Economics, Academic Year 2015-16, Semester - I




Overall Pass %

21.05

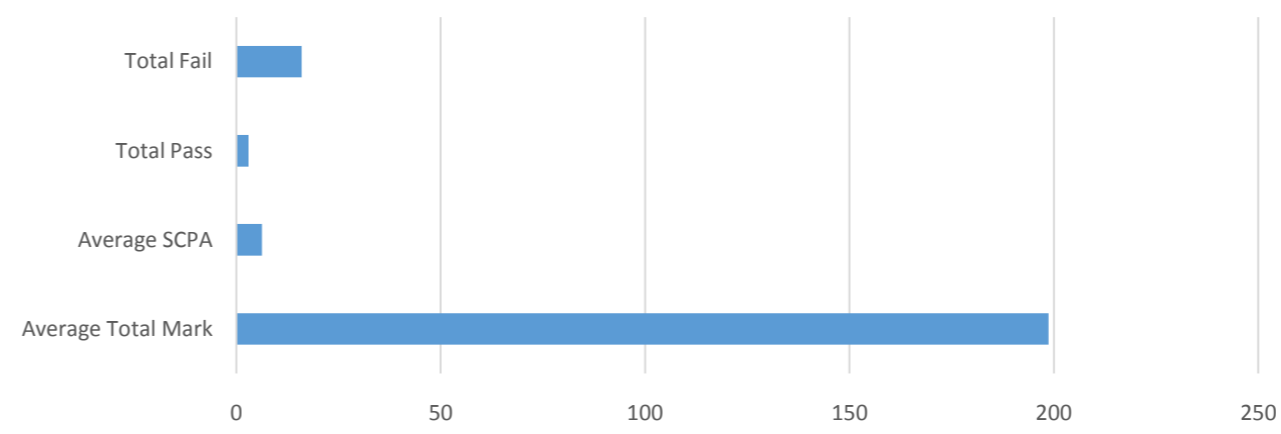
Course & Programme outcome of BA Economics, Academic Year 2015-16, Semester - II

Programme	Course Code	Course	Academic Year	Semester	Handled By	Average ESA (80)	Average ISA (20)	Average Total (100)	S	A+	A	B+	B	C+	C	D+	D	E	Fail	Absent	Total Count of Grades	Average Total Mark	Average SCPA	Total Pass	Total Fail	Total Students Count
BA Economics	EN02AA9	ENGLISH - CRITICAL THINKING	2015-16	II		14.2105	11.0526	25.26	-	-	-	-	-	-	-	-	-	3	16	-	19	198.7	6.23	3	16	19
BA Economics	EN02AA9	ENGLISH - MUSINGS ON VITAL I	2015-16	II		20.8947	10.4211	31.3158	-	-	-	-	-	-	-	-	2	6	11	-	19					
BA Economics		HINDI/MALAYALAM	2015-16	II		46.8421	13.4211	60.2632	-	-	3	-	3	-	3	-	7	1	2	-	19					
BA Economics	EM02BA9	DEVELOPMENT AND ENVIRONM	2015-16	II		20.89	11.84	33.11	-	-	-	-	-	-	1	-	1	4	13	-	19					
BA Economics	HY02CA9	HISTORY	2015-16	II		36.9474	11.8421	48.7895	-	-	-	-	-	-	1	-	8	10	-	-	19					

Course outcome of BA Economics, Academic Year 2015-16, Semester - II



Programme Outcome of BA Economics, Academic Year 2015-16, Semester - II



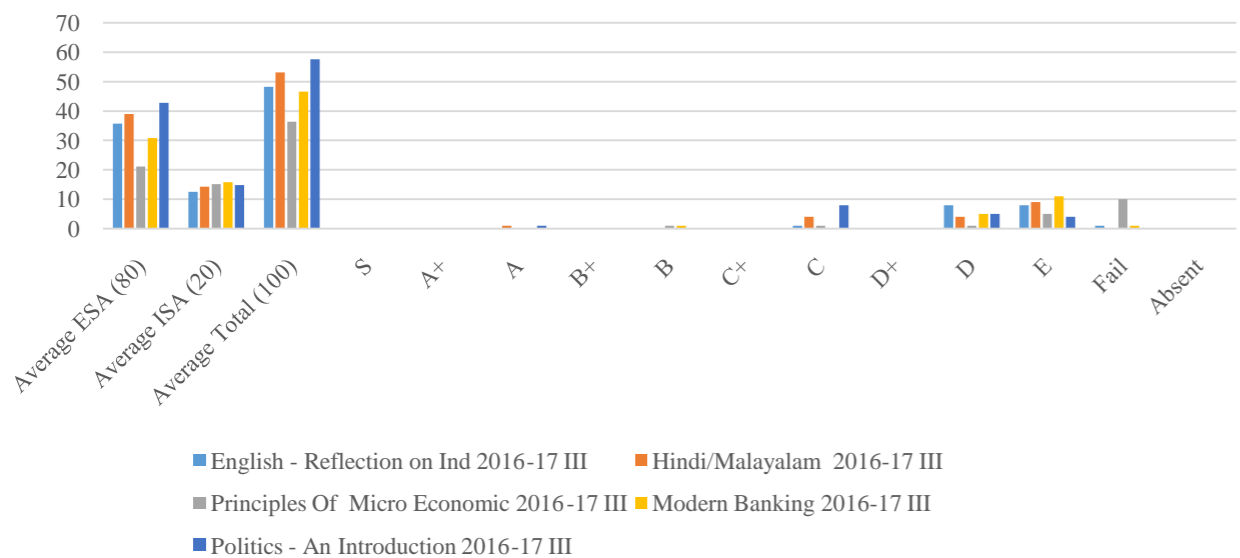
Overall Pass %

15.79

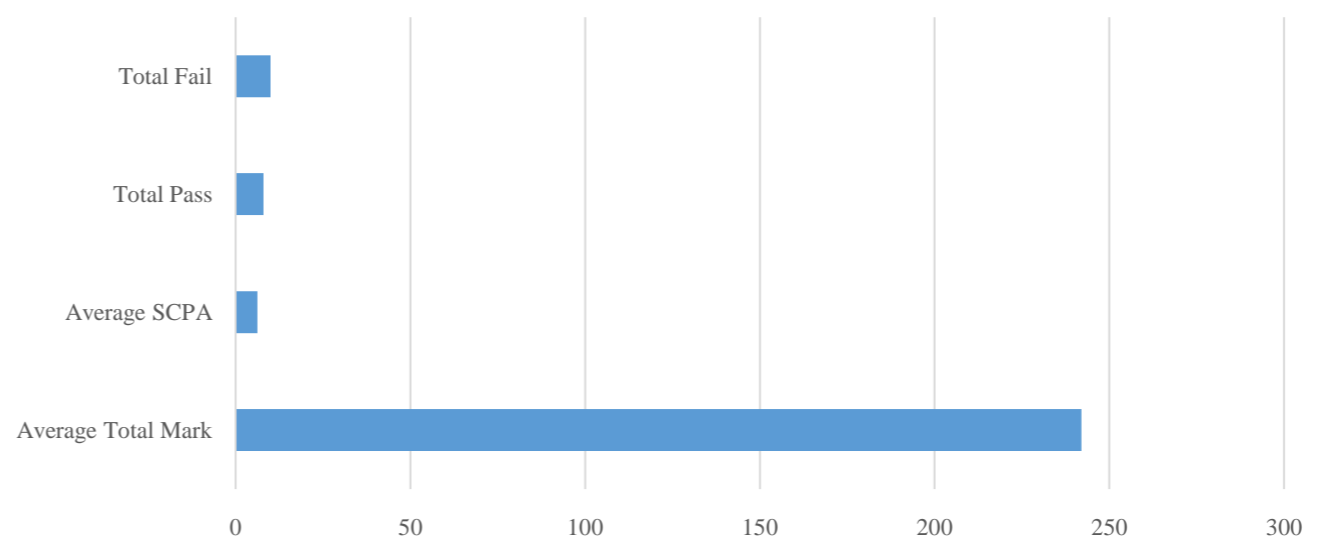
Course & Programme outcome of BA Economics, Academic Year 2016-17, Semester - III

Programme	Course Code	Course	Academic Year	Semester	Handled By	Average ESA (80)	Average ISA (20)	Average Total (100)	S	A+	A	B+	B	C+	C	D+	D	E	Fail	Absent	Total Count of Grad es	Average Total Mark	Average SCP A	Total Pass	Total Fail	Total Students Count
BA Economics	EN03AA9	English - Reflection on Ind	2016-17	III		35.7222	12.5556	48.28	-	-	-	-	-	-	1	-	8	8	1	-	18	242	6.23	8	10	18
BA Economics		Hindi/Malayalam	2016-17	III		38.9444	14.2222	53.1667	-	-	1	-	-	4	-	4	9	-	-	18						
BA Economics	EM03BA9	Principles Of Micro Economic	2016-17	III		21.1667	15.1667	36.3333	-	-	-	-	1	-	1	-	1	5	10	-	18					
BA Economics	EM03BA9	Modern Banking	2016-17	III		30.78	15.83	46.61	-	-	-	-	1	-	-	-	5	11	1	-	18					
BA Economics	PS03CLO0	Politics - An Introduction	2016-17	III		42.7778	14.8333	57.6111	-	-	1	-	-	8	-	5	4	-	-	18						

Course Outcome of BA Economics, Academic Year 2016-17, Semester -III



Programme Outcome of BA Economics, Academic Year 2016-17, Semester - III



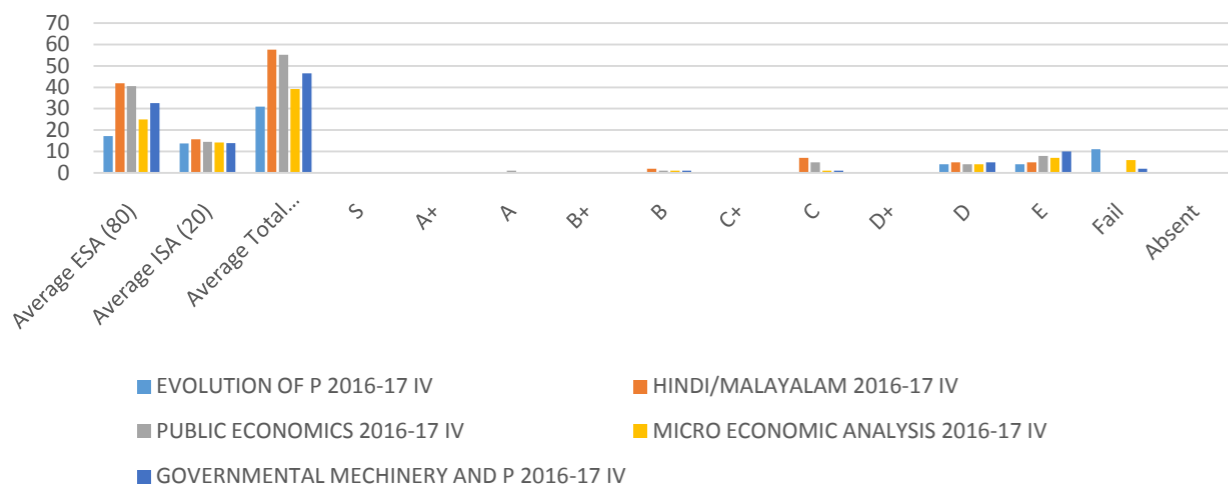
Overall Pass %

44.44

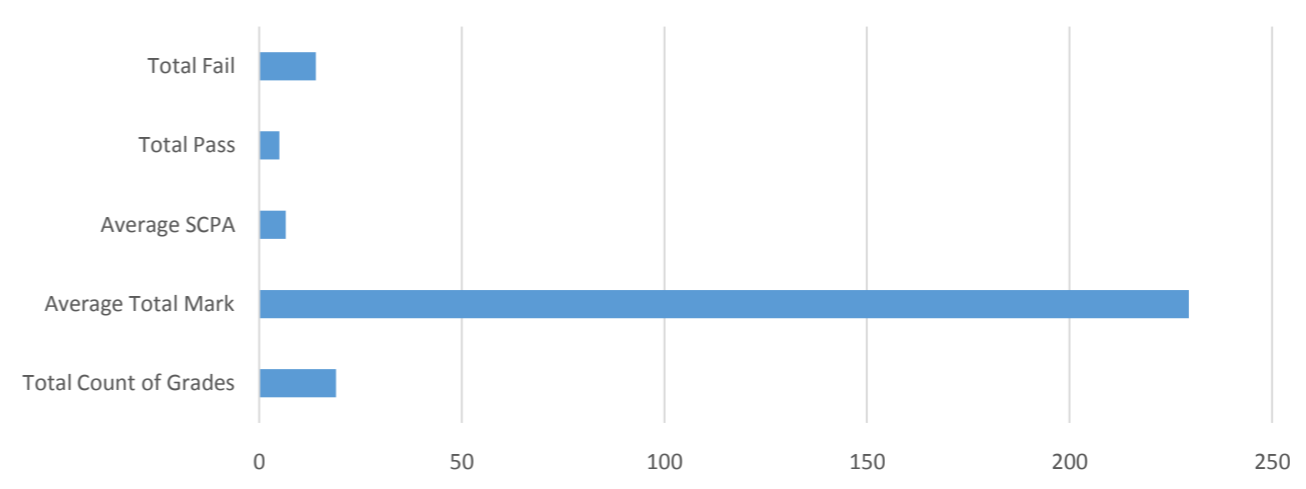
Course & Programme outcome of B.A Economics, Academic Year 2016-17, Semester - IV

Programme	Course Code	Course	Academic Year	Semester	Handled By	Average ESA (80)	Average ISA (20)	Average Total (100)	S	A+	A	B+	B	C+	C	D+	D	E	Fail	Absent	Total Count of Grades	Average Total Mark	Average SCPA	Total Pass	Total Fail	Total Students Count
B.A Economics	EN04AA9	EVOLUTION OF P	2016-17	IV		17.21	13.74	30.95	-	-	-	-	-	-	-	-	4	4	11	-	19	229.4	6.56	5	14	19
B.A Economics		HINDI/MALAYALAM	2016-17	IV		41.89	15.74	57.63	-	-	-	-	2	-	7	-	5	5	-	-	19					
B.A Economics	EMO4BA	PUBLIC ECONOMICS	2016-17	IV		40.58	14.58	55.16	-	-	1	-	1	-	5	-	4	8	-	-	19					
B.A Economics	EM04CR0	MICRO ECONOMIC ANALYSIS	2016-17	IV		25.00	14.16	39.16	-	-	-	-	1	-	1	-	4	7	6	-	19					
B.A Economics	PS04CB0	GOVERNMENTAL MECHINERY A	2016-17	IV		32.63	13.89	46.53	-	-	-	-	1	-	1	-	5	10	2	-	19					

Course outcome of B.A Economics, Academic Year 2016-17, Semester - IV



Programme outcome of B.A Economics, Academic Year 2016-17, Semester - IV



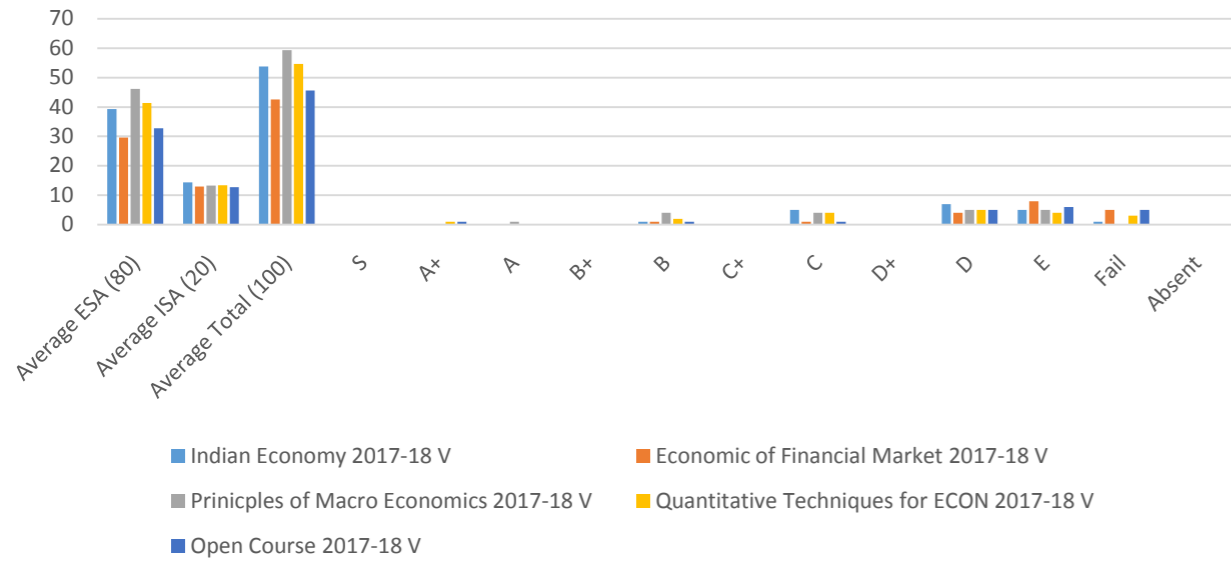
Overall Pass %

26.32

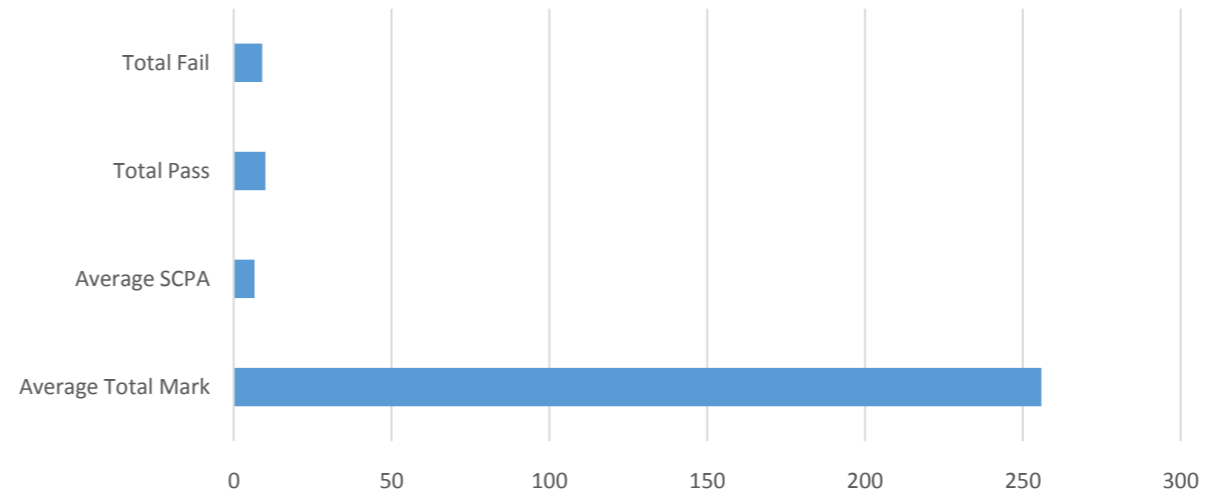
Course & Programme outcome of BA Economics, Academic Year 2017-18, Semester - V

Programme	Course Code	Course	Academic Year	Semester	Handled By	Average ESA (80)	Average ISA (20)	Average Total (100)	S	A+	A	B+	B	C+	C	D+	D	E	Fail	Absent	Total Count of Grades	Average Total Mark	Average SCPA	Total Pass	Total Fail	Total Students Count
BA Economics	EM05BA9	Indian Economy	2017-18	V		39.3158	14.4211	53.7368	-	-	-	-	1	-	5	-	7	5	1	-	19	255.9	6.55	10	9	19
BA Economics	EMO5BA	Economic of Financial Market	2017-18	V		29.5789	12.9474	42.5263	-	-	-	-	1	-	1	-	4	8	5	-	19					
BA Economics	EMO5CR	Principles of Macro Economics	2017-18	V		46.11	13.2632	59.3684	-	-	1	-	4	-	4	-	5	5	-	-	19					
BA Economics	EMO5CR	Quantitative Techniques for ECON	2017-18	V		41.3158	13.3684	54.6842	-	1	-	-	2	-	4	-	5	4	3	-	19					
BA Economics		Open Course	2017-18	V		32.7895	12.7895	45.5789	-	1	-	-	1	-	1	-	5	6	5	-	19					

Course outcome of BA Economics, Academic Year 2017-18, Semester - V



Programme outcome of BA Economics, Academic Year 2017-18, Semester - V



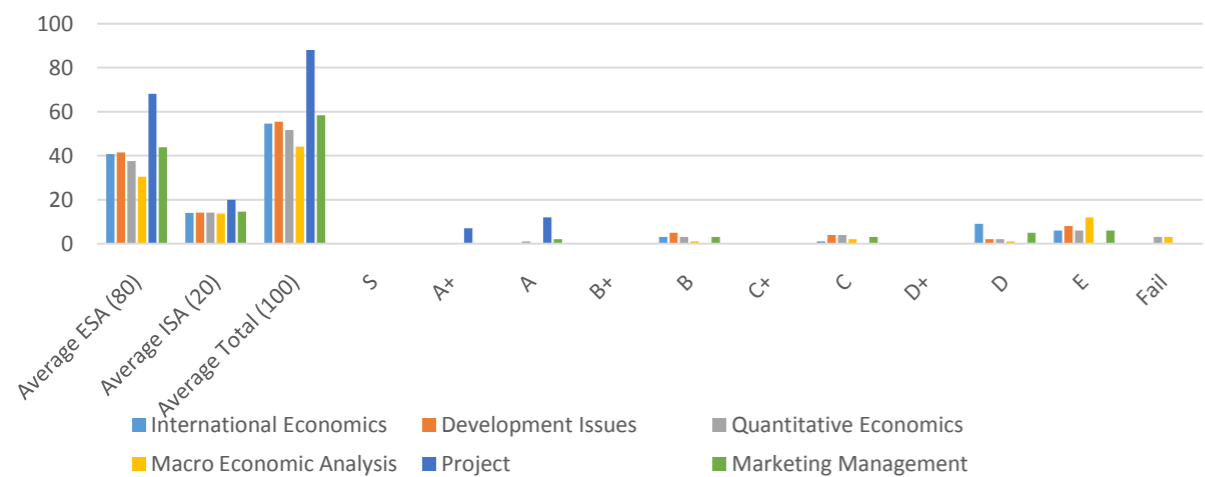
Overall Pass %

52.63

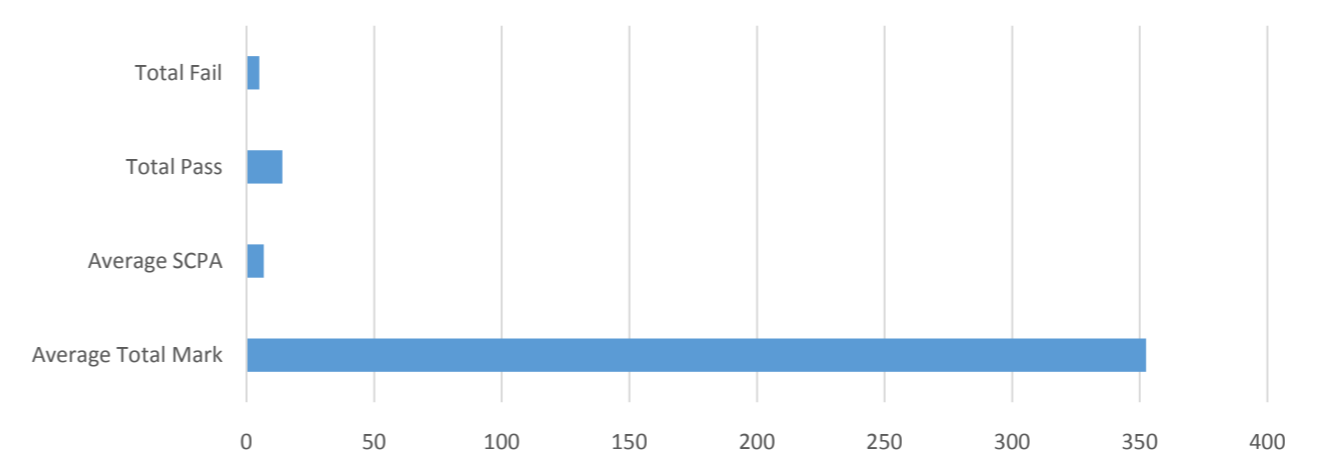
Course & Programme outcome of BA Economics, Academic Year 2017-18, Semester - VI

Programme	Course Code	Course	Academic Year	Semester	Handled By	Average ESA (80)	Average ISA (20)	Average Total (100)	S	A+	A	B+	B	C+	C	D+	D	E	Fail	Absent	Total Count of Grades	Average Total Mark	Average SCPA	Total Pass	Total Fail	Total Students Count
BA Economics	EM06BA9	International Economics	2017-18	VI		40.6842	13.9474	54.6316	-	-	-	-	3	-	1	-	9	6	-	-	19	352.4	6.75	14	5	19
BA Economics	EM06BA9	Development Issues	2017-18	VI		41.4737	14.0526	55.5263	-	-	-	-	5	-	4	-	2	8	-	-	19					
BA Economics	EM06CR0	Quantitative Economics	2017-18	VI		37.5789	14.1053	51.6842	-	-	1	-	3	-	4	-	2	6	3	-	19					
BA Economics	EM06CR0	Macro Economic Analysis	2017-18	VI		30.4737	13.6316	44.1053	-	-	-	-	1	-	2	-	1	12	3	-	19					
BA Economics	EM06BF9	Project	2017-18	VI		68.1053	20	88.1053	-	7	12	-	-	-	-	-	-	-	-	-	19					
BA Economics	EM06BB9	Marketing Management	2017-18	VI		43.8421	14.5263	58.3684	-	-	2	-	3	-	3	-	5	6	-	-	19					

Course Outcome of BA Economics, Academic Year 2017-18, Semester - VI



Programme Outcome of BA Economics, Academic Year 2017-18, Semester - VI



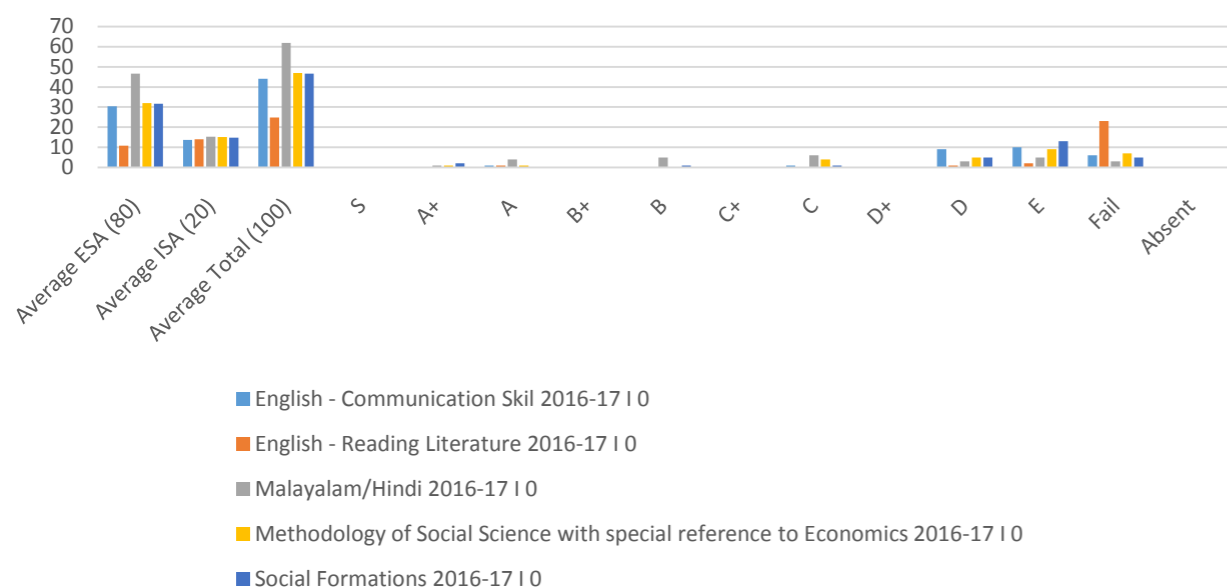
Overall Pass %

73.68

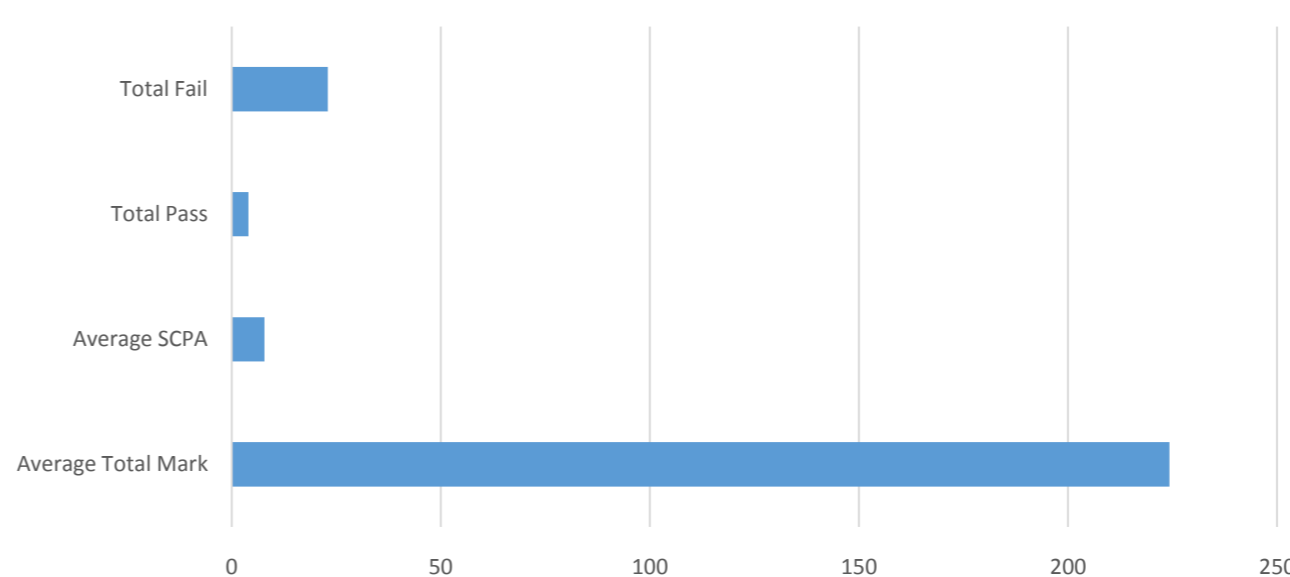
Course & Programme outcome of B A Economics, Academic Year 2016-17, Semester - I

Programme	Course Code	Course	Academic Year	Semester	Handled By	Average ESA (80)	Average ISA (20)	Average Total (100)	S	A+	A	B+	B	C+	C	D+	D	E	Fail	Absent	Total Count of Grades	Average Total Mark	Average SCPA	Total Pass	Total Fail	Total Students Count
B.A Economics	EN01AA9	English - Communication Skill	2016-17	I		30.3704	13.7037	44.0741	-	-	1	-	-	-	1	-	9	10	6	-	27	224.3	7.78	4	23	27
B.A Economics	EN01AA90	English - Reading Literature	2016-17	I		10.8148	13.9259	24.7407	-	-	1	-	-	-	-	1	2	23	-	27						
B.A Economics		Malayalam/Hindi	2016-17	I		46.6667	15.2593	61.9259	-	1	4	-	5	-	6	-	3	5	3	-	27					
B.A Economics	EM01BA9	Methodology of Social Science with special reference to Economics	2016-17	I		31.9259	15.037	46.963	-	1	1	-	-	-	4	-	5	9	7	-	27					
B.A Economics	HY01CA9	Social Formations	2016-17	I		31.7037	14.8519	46.5556	-	2	-	-	1	-	1	-	5	13	5	-	27					

Course outcome of B A Economics, Academic Year 2016-17, Semester - I



Programme outcome of B A Economics, Academic Year 2016-17, Semester - I

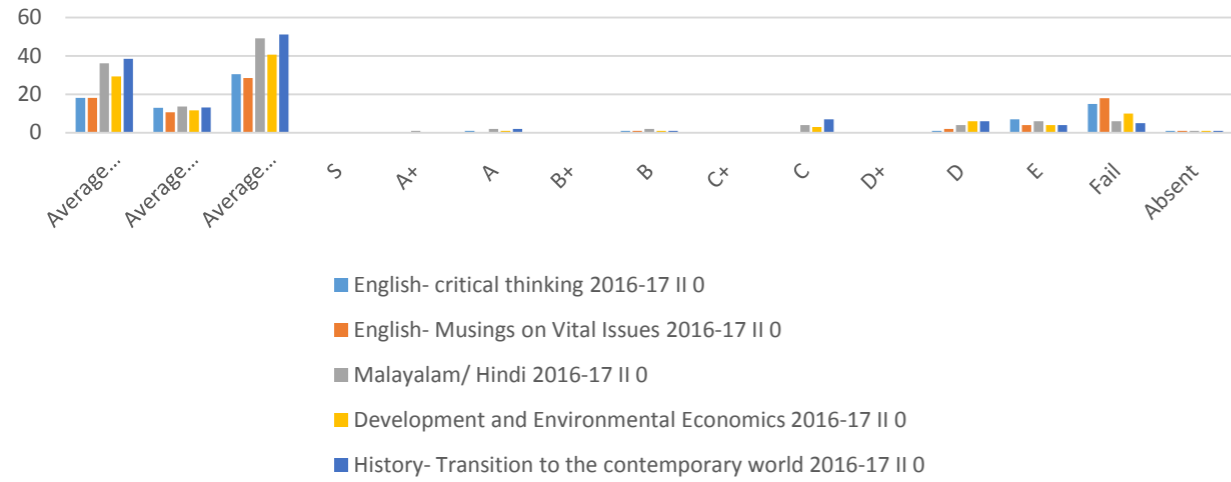


**Overall Pass %
14.81**

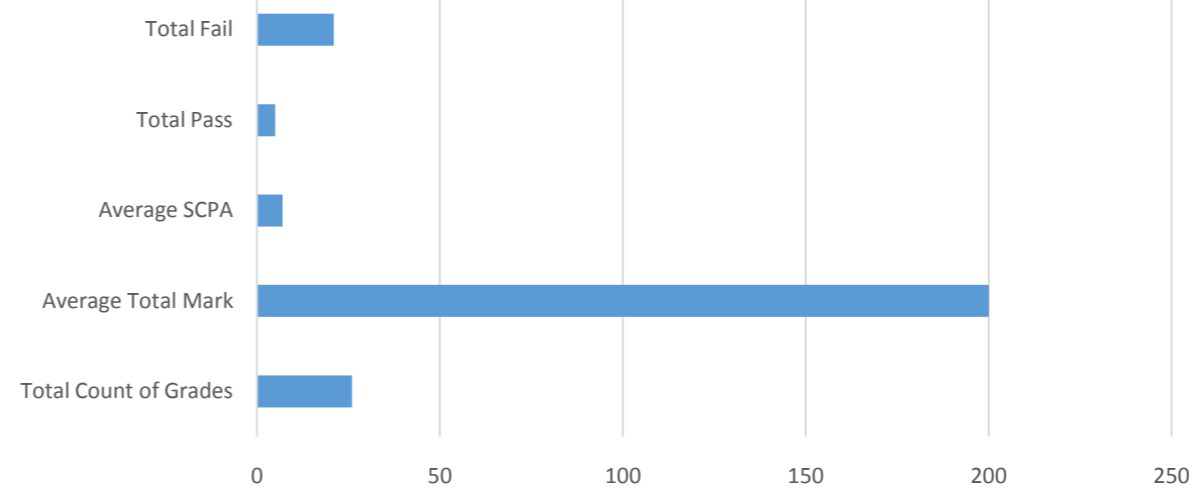
Course & Programme outcome of B.A Economics, Academic Year 2016-17, Semester - II

Programme	Course Code	Course	Academic Year	Semester	Handled By	Average ESA (80)	Average ISA (20)	Average Total (100)	S	A+	A	B+	B	C+	C	D+	D	E	Fail	Absent	Total Count of Grades	Average Total Mark	Average SCPA	Total Pass	Total Fail	Total Students Count
B.A Economics	EN02AA9	English- critical thinking	2016-17	II		18.19	12.92	30.58	-	-	1	-	1	-	-	-	1	7	15	1	26	200	7.01	5	21	26
B.A Economics	EN02AA9	English- Musings on Vital Issues	2016-17	II		18.19	10.73	28.46	-	-	-	-	1	-	-	-	2	4	18	1	26					
B.A Economics		Malayalam/ Hindi	2016-17	II		36.12	13.73	49.15	-	1	2	-	2	-	4	-	4	6	6	1	26					
B.A Economics	EM02BA9	Development and Environmental Eco	2016-17	II		29.31	11.73	40.62	-	-	1	-	1	-	3	-	6	4	10	1	26					
B.A Economics	HY02CA9	History- Transition to the contempora	2016-17	II		38.58	13.23	51.23	-	-	2	-	1	-	7	-	6	4	5	1	26					

Course & Programme outcome of B.A Economics, Academic Year 2016-17, Semester - II



Programme outcome of B.A Economics, Academic Year 2016-17, Semester - II

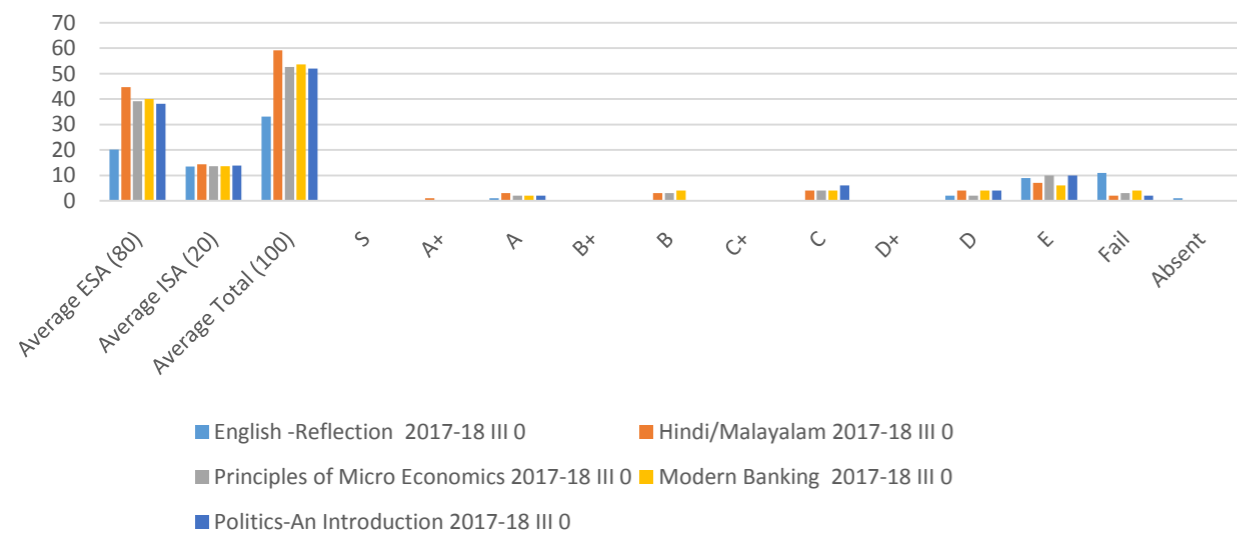


Overall Pass %
19.23

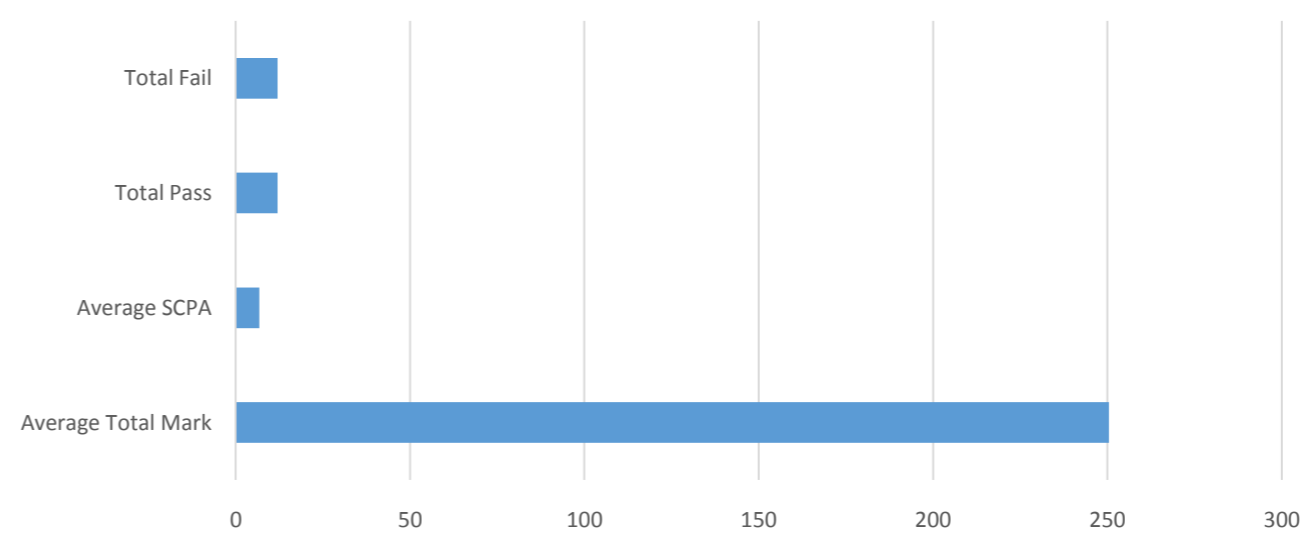
Course & Programme outcome of BA Economics, Academic Year 2017-18, Semester - III

Programme	Course Code	Course	Academic Year	Semester	Handled By	Average ESA (80)	Average ISA (20)	Average Total (100)	S	A+	A	B+	B	C+	C	D+	D	E	Fail	Absent	Total Count of Grades	Average Total Mark	Average SCPA	Total Pass	Total Fail	Total Students Count
BA Economics	Course Cd	English -Reflection	2017-18	III		20.125	13.4167	33.08	-	-	1	-	-	-	-	2	9	11	1	24	250.4	6.8	12	12	24	
BA Economics		Hindi/Malayalam	2017-18	III		44.75	14.375	59.125	-	1	3	-	3	-	4	-	4	7	2	-						24
BA Economics	Course Cd	Principles of Micro Economics	2017-18	III		39.125	13.5417	52.6667	-	-	2	-	3	-	4	-	2	10	3	-						24
BA Economics	Course Cd	Modern Banking	2017-18	III		40.04	13.63	53.67	-	-	2	-	4	-	4	-	4	6	4	-						24
BA Economics	Course C	Politics-An Introduction	2017-18	III		38.1667	13.7917	51.9583	-	-	2	-	-	-	6	-	4	10	2	-						24

Course outcome of BA Economics, Academic Year 2017-18, Semester - III



Programme Outcome of BA Economics, Academic Year 2017-18, Semester - III

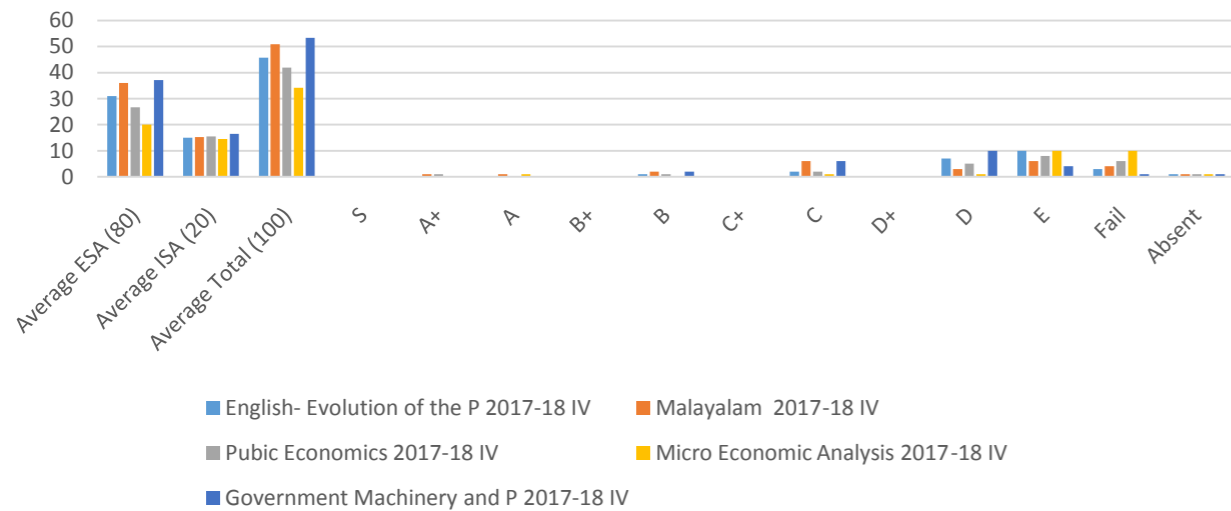


Overall Pass %
50.00

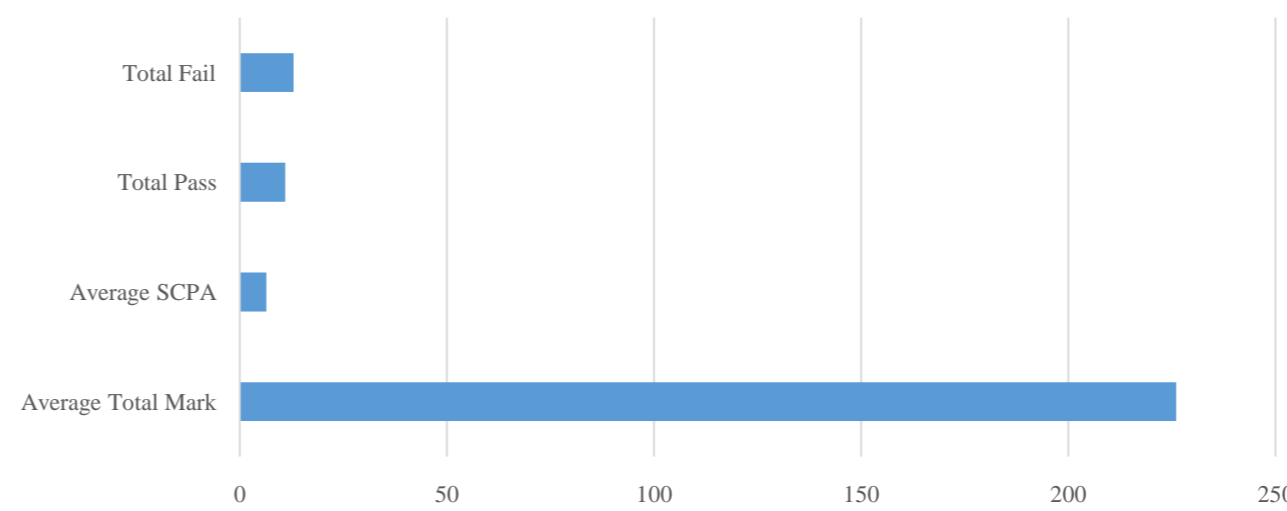
Course & Programme outcome of BA Economics, Academic Year 2017-18, Semester - IV

Programme	Course Code	Course	Academic Year	Semester	Handled By	Average ESA (80)	Average ISA (20)	Average Total (100)	S	A+	A	B+	B	C+	C	D+	D	E	Fail	Absent	Total Count of Grades	Average Total Mark	Average SCPA	Total Pass	Total Fail	Total Students Count
BA Economics	EN04AA9	English- Evolution of the P	2017-18	IV		31.0417	15.0417	45.75	-	-	-	-	1	-	2	-	7	10	3	1	24	226	6.45	11	13	24
BA Economics		Malayalam	2017-18	IV		36	15.2083	50.875	-	1	1	-	2	-	6	-	3	6	4	1	24					
BA Economics	EM04BA9	Pubic Economics	2017-18	IV		26.6667	15.5417	41.875	-	1	-	-	1	-	2	-	5	8	6	1	24					
BA Economics	EM04CR0	Micro Economic Analysis	2017-18	IV		20.08	14.46	34.21	-	-	1	-	-	-	1	-	1	10	10	1	24					
BA Economics	PS04CAB	Government Machinery and P	2017-18	IV		37.1667	16.5	53.3333	-	-	-	-	2	-	6	-	10	4	1	1	24					

Course Outcome of BA Economics, Academic Year 2017-18, Semester -IV



Programme Outcome of BA Economics, Academic Year 2017-18, Semester - IV

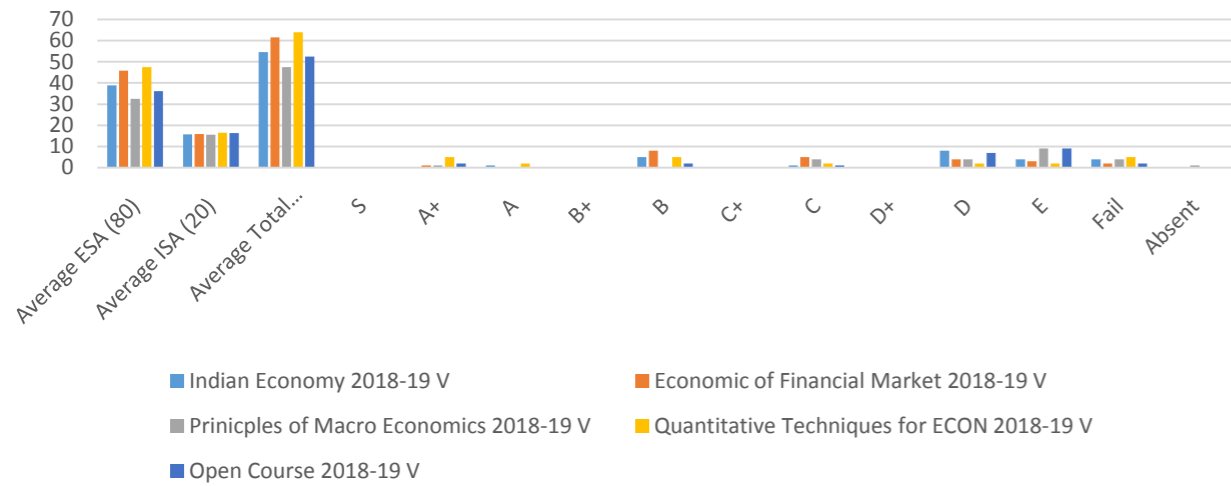


**Overall Pass %
45.83**

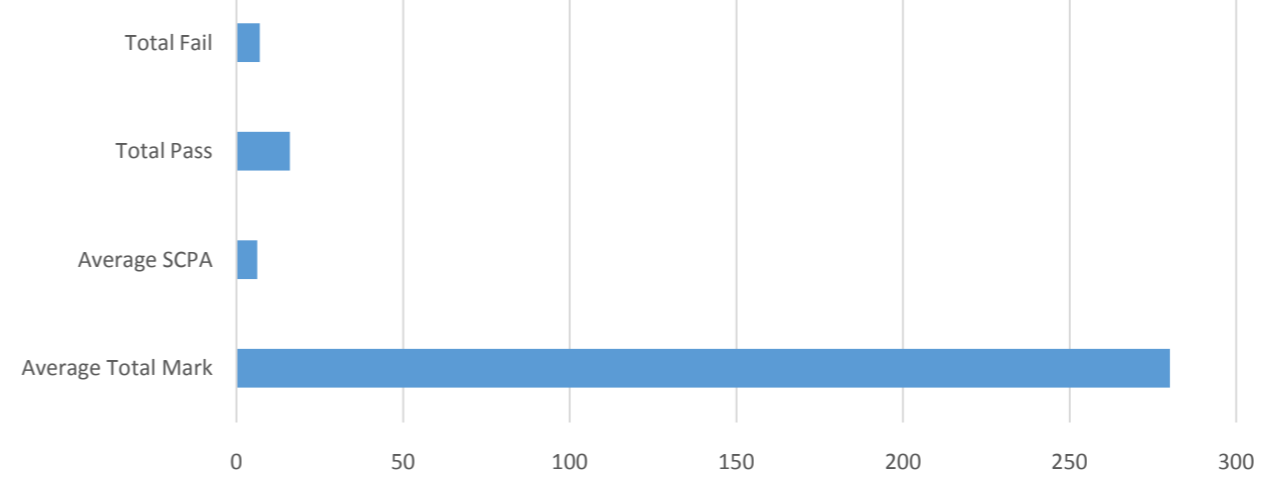
Course & Programme outcome of BA Economics, Academic Year 2018-19, Semester - V

Programme	Course Code	Course	Academic Year	Semester	Handled By	Average ESA (80)	Average ISA (20)	Average Total (100)	S	A+	A	B+	B	C+	C	D+	D	E	Fail	Absent	Total Count of Grades	Average Total Mark	Average SCPA	Total Pass	Total Fail	Total Students Count
BA Economics	EM05BA9	Indian Economy	2018-19	V		38.8261	15.7826	54.6087	-	-	1	-	5	-	1	-	8	4	4	-	23	280.1	6.25	16	7	23
BA Economics	EMO5BA	Economic of Financial Market	2018-19	V		45.7391	15.8696	61.6087	-	1	-	-	8	-	5	-	4	3	2	-	23					
BA Economics	EMO5CR	Principles of Macro Economics	2018-19	V		32.4783	15.6087	47.4348	-	1	-	-	-	-	4	-	4	9	4	1	23					
BA Economics	EMO5CR	Quantitative Techniques for ECON	2018-19	V		47.5217	16.4348	63.9565	-	5	2	-	5	-	2	-	2	2	5	-	23					
BA Economics		Open Course	2018-19	V		36.1304	16.3478	52.4783	-	2	-	-	2	-	1	-	7	9	2	-	23					

Course & Programme outcome of BA Economics, Academic Year 2018-19, Semester - V



Programme outcome of BA Economics, Academic Year 2018-19, Semester - V



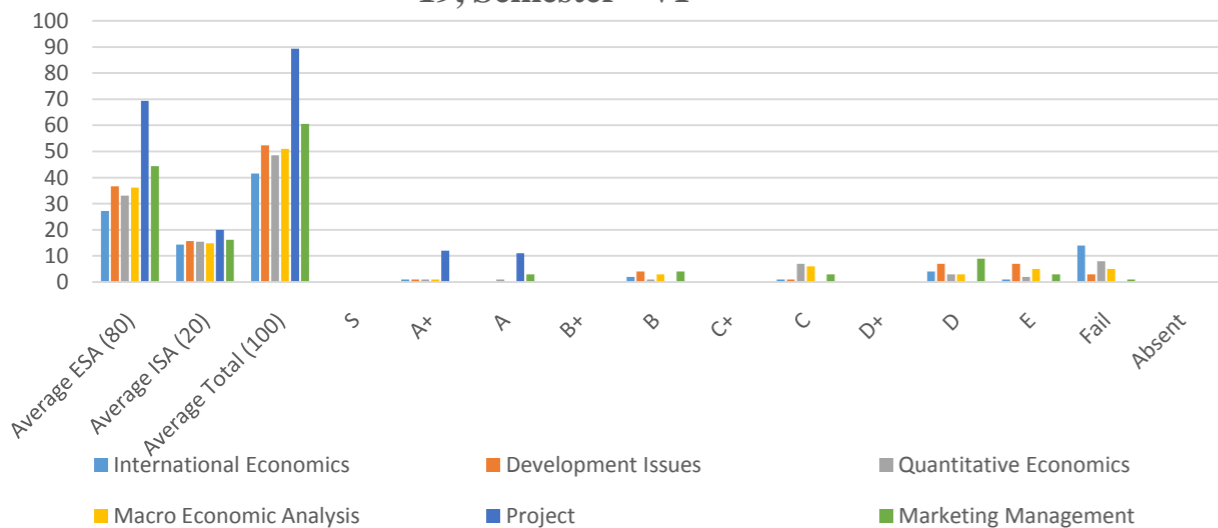
Overall Pass %

69.57

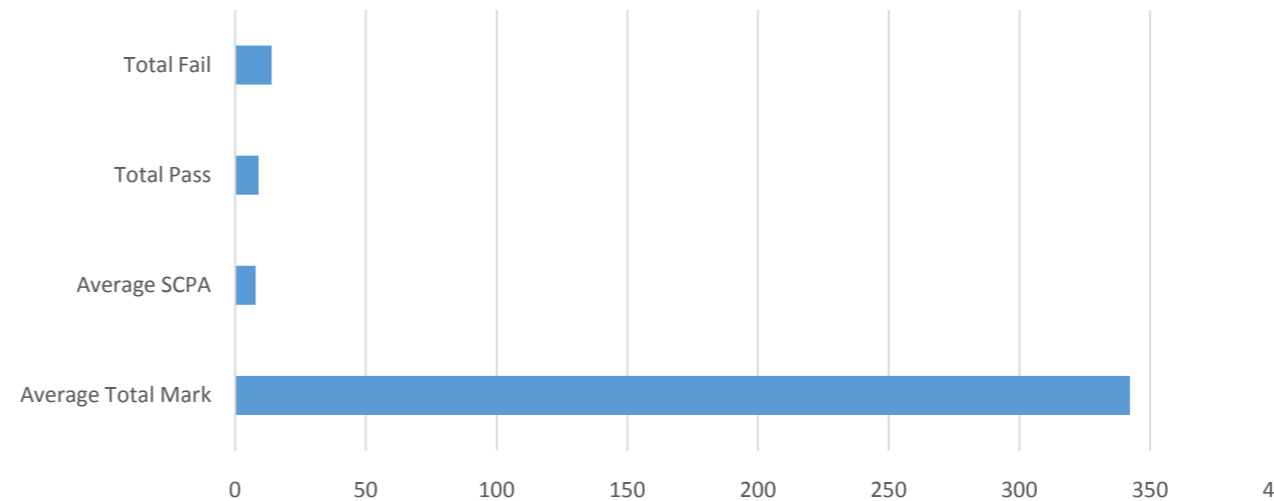
Course & Programme outcome of BA Economics, Academic Year 2017-18, Semester - VI

Programme	Course Code	Course	Academic Year	Semester	Handled By	Average ESA (80)	Average ISA (20)	Average Total (100)	S	A+	A	B+	B	C+	C	D+	D	E	Fail	Absent	Total Count of Grad es	Average Total Mark	Average SCP A	Total Pass	Total Fail	Total Students Count
BA Economics	EM06BA9	International Economics	2018-19	VI		27.1739	14.3478	41.5217	-	1	-	-	2	-	1	-	4	1	14	-	23	342.3	7.78	9	14	23
BA Economics	EM06BA9	Development Issues	2018-19	VI		36.6522	15.6957	52.3478	-	1	-	-	4	-	1	-	7	7	3	-	23					
BA Economics	EM06CR0	Quantitative Economics	2018-19	VI		33.087	15.4348	48.5217	-	1	1	-	1	-	7	-	3	2	8	-	23					
BA Economics	EM06CR0	Macro Economic Analysis	2018-19	VI		36.1739	14.7826	50.9565	-	1	-	-	3	-	6	-	3	5	5	-	23					
BA Economics	EM06BF9	Project	2018-19	VI		69.3913	20	89.3913	-	12	11	-	-	-	-	-	-	-	-	-	23					
BA Economics	EM06BB9	Marketing Management	2018-19	VI		44.3043	16.2174	60.5217	-	-	3	-	4	-	3	-	9	3	1	-	23					

Course Outcome of BA Economics, Academic Year 2018-19, Semester - VI



Programme Outcome of BA Economics, Academic Year 2018-19, Semester - VI



Overall Pass %

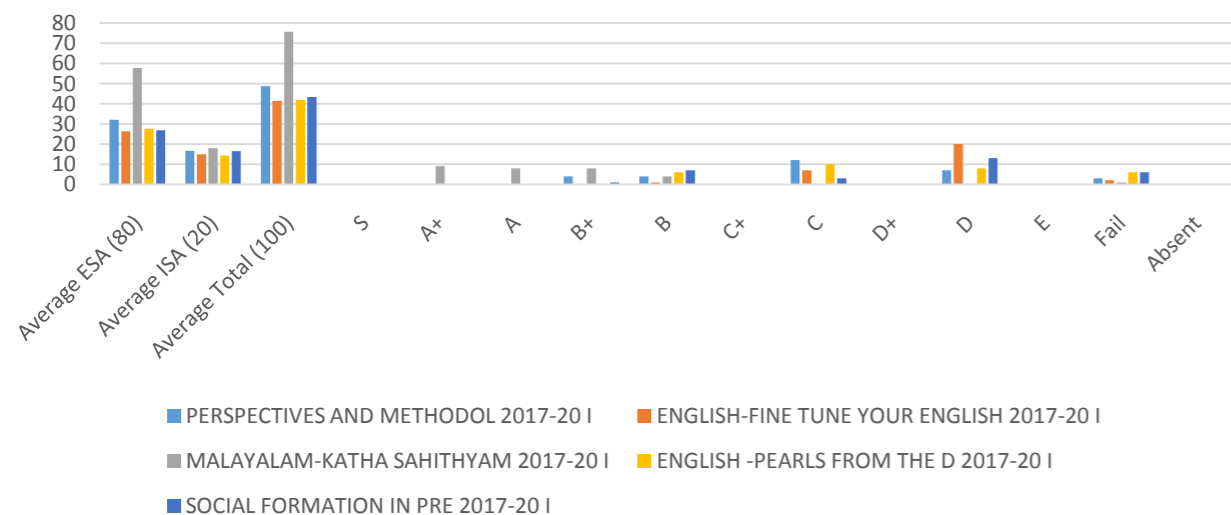
39.13

Admission Batch : 2017-20

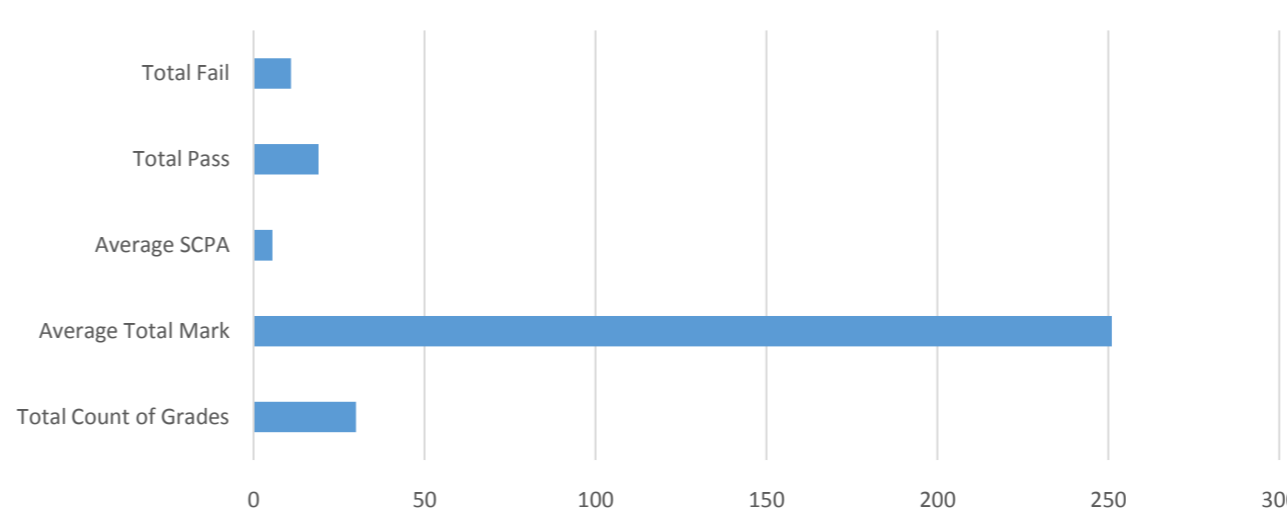
Course & Programme outcome of B.A Economics, Academic Year 2017-20, Semester - I

Programme	Course Code	Course	Academic Year	Semester	Handled By	Average ESA (80)	Average ISA (20)	Average Total (100)	S	A+	A	B+	B	C+	C	D+	D	E	Fail	Absent	Total Count of Grades	Average Total Mark	Average SCPA	Total Pass	Total Fail	Total Students Count
B.A Economics	EC1CRT0	PERSPECTIVES AND METHODOLOGICAL	2017-20	I		32.07	16.60	48.67	-	-	-	4	4	-	12	-	7	-	3	-	30	251	5.52	19	11	30
B.A Economics	EN1CCT0	ENGLISH-FINE TUNE YOUR ENGLISH	2017-20	I		26.37	15.00	41.37	-	-	-	-	1	-	7	-	20	-	2	-	30					
B.A Economics	ML1CCT0	MALAYALAM-KATHA SAHITHYAM	2017-20	I		57.77	17.97	75.73	-	9	8	8	4	-	-	-	-	-	1	-	30					
B.A Economics	EN1CCT0	ENGLISH -PEARLS FROM THE DEEP	2017-20	I		27.67	14.27	41.93	-	-	-	-	6	-	10	-	8	-	6	-	30					
B.A Economics	HY1CMT0	SOCIAL FORMATION IN PRE	2017-20	I		26.80	16.53	43.33	-	-	-	1	7	-	3	-	13	-	6	-	30					

Course outcome of B.A Economics, Academic Year 2017-20, Semester - I



Programme outcome of B.A Economics, Academic Year 2017-20, Semester - I



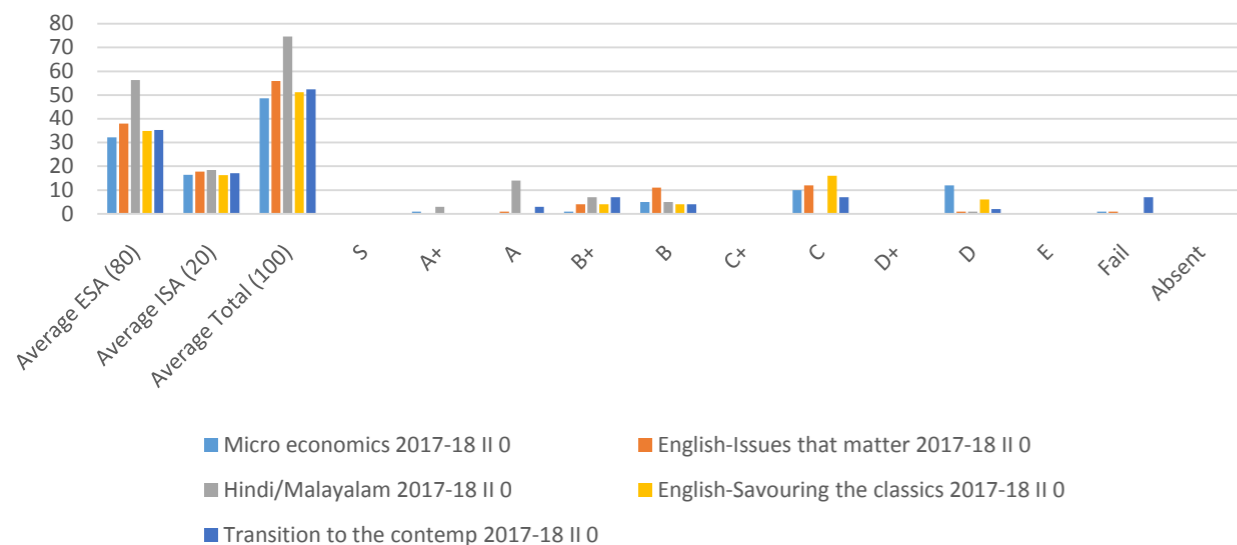
Overall Pass %

63.33

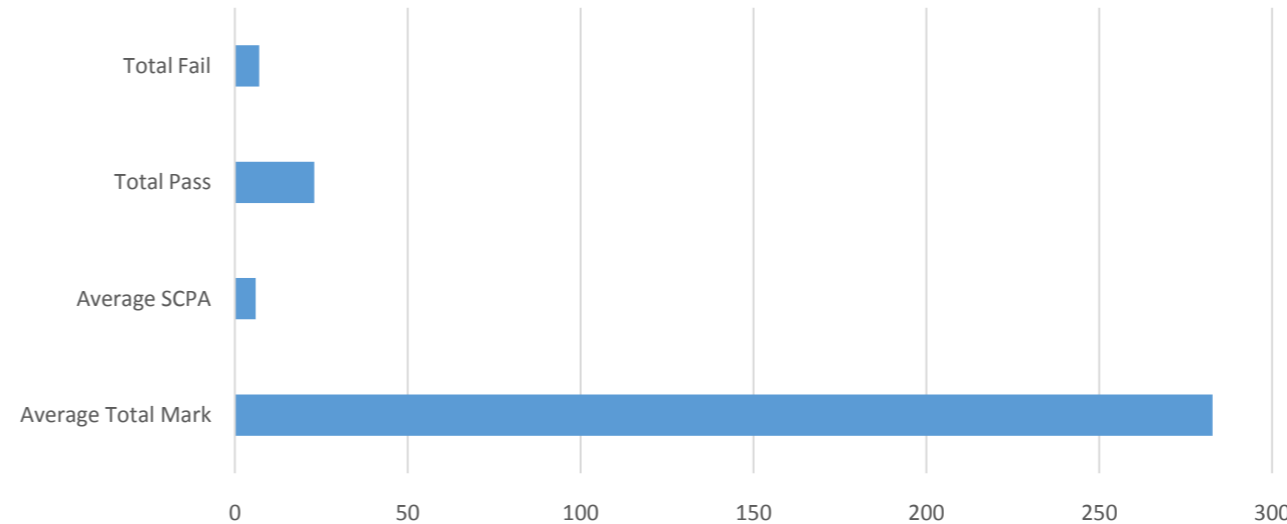
Course & Programme outcome of BA Economics, Academic Year 2017-18, Semester - II

Programme	Course Code	Course	Academic Year	Semester	Handled By	Average ESA (80)	Average ISA (20)	Average Total (100)	S	A+	A	B+	B	C+	C	D+	D	E	Fail	Absent	Total Count of Grades	Average Total Mark	Average SCPA	Total Pass	Total Fail	Total Students Count
BA Economics	EC2CRT0	Micro economics	2017-18	II		32.2	16.4667	48.6667	-	1	-	1	5	-	10	-	12	-	1	-	30	282.8	6.004	23	7	30
BA Economics	EN2CCT0	English-Issues that matter	2017-18	II		38.0333	17.8333	55.8667	-	-	1	4	11	-	12	-	1	-	1	-	30					
BA Economics		Hindi/Malayalam	2017-18	II		56.2667	18.4	74.6667	-	3	14	7	5	-	-	-	1	-	-	-	30					
BA Economics	EN2CCT0	English-Savouring the classics	2017-18	II		34.9333	16.2333	51.1667	-	-	-	4	4	-	16	-	6	-	-	-	30					
BA Economics	HY2CMT0	Transition to the contemp	2017-18	II		35.3333	17.1	52.4333	-	-	3	7	4	-	7	-	2	-	7	-	30					

Course outcome of BA Economics, Academic Year 2017-18, Semester - II



Programme outcome of BA Economics, Academic Year 2017-18, Semester - II

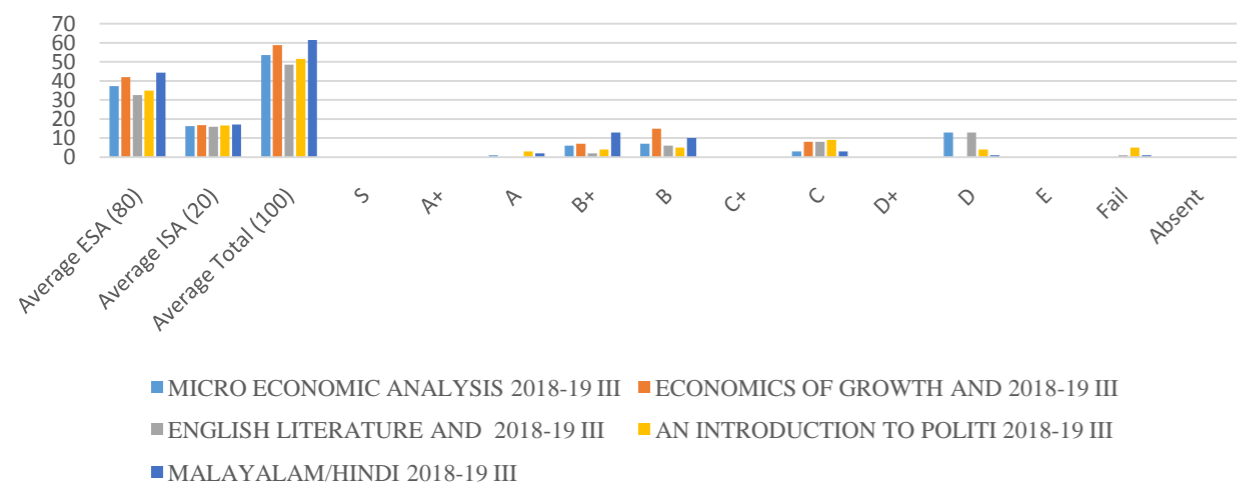


Overall Pass %
76.67

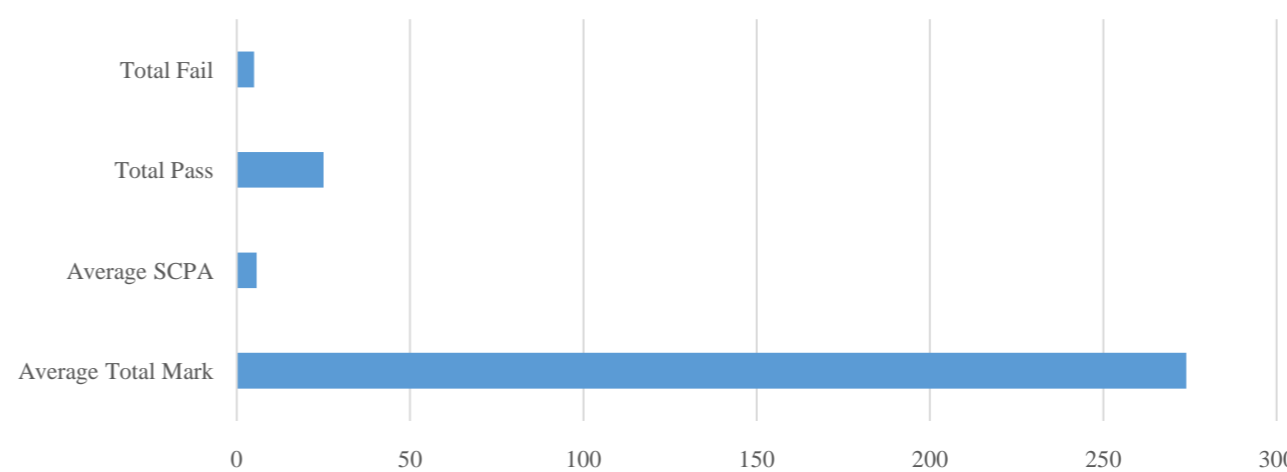
Course & Programme outcome of BA Economics, Academic Year 2018-19, Semester - III

Programme	Course Code	Course	Academic Year	Semester	Handled By	Average ESA (80)	Average ISA (20)	Average Total (100)	S	A+	A	B+	B	C+	C	D+	D	E	Fail	Absent	Total Count of Grades	Average Total Mark	Average SCPA	Total Pass	Total Fail	Total Students Count
BA Economics	EC3CRT0	MICRO ECONOMIC ANALYSIS	2018-19	III		37.3	16.2667	53.57	-	-	1	6	7	-	3	-	13	-	-	-	30	273.9	5.72	25	5	30
BA Economics	EC3CRT0	ECONOMICS OF GROWTH AND	2018-19	III		42.0333	16.8	58.8333	-	-	-	7	15	-	8	-	-	-	-	-	30					
BA Economics	EN3CCT0	ENGLISH LITERATURE AND	2018-19	III		32.5	16	48.5	-	-	-	2	6	-	8	-	13	-	1	-	30					
BA Economics	PS3CMT0	AN INTRODUCTION TO POLITI	2018-19	III		34.93	16.63	51.57	-	-	3	4	5	-	9	-	4	-	5	-	30					
BA Economics		MALAYALAM/HINDI	2018-19	III		44.3	17.1667	61.4667	-	-	2	13	10	-	3	-	1	-	1	-	30					

Course Outcome of BA Economics, Academic Year 2018-19, Semester -III



Programme Outcome of BA Economics, Academic Year 2018-19, Semester - III

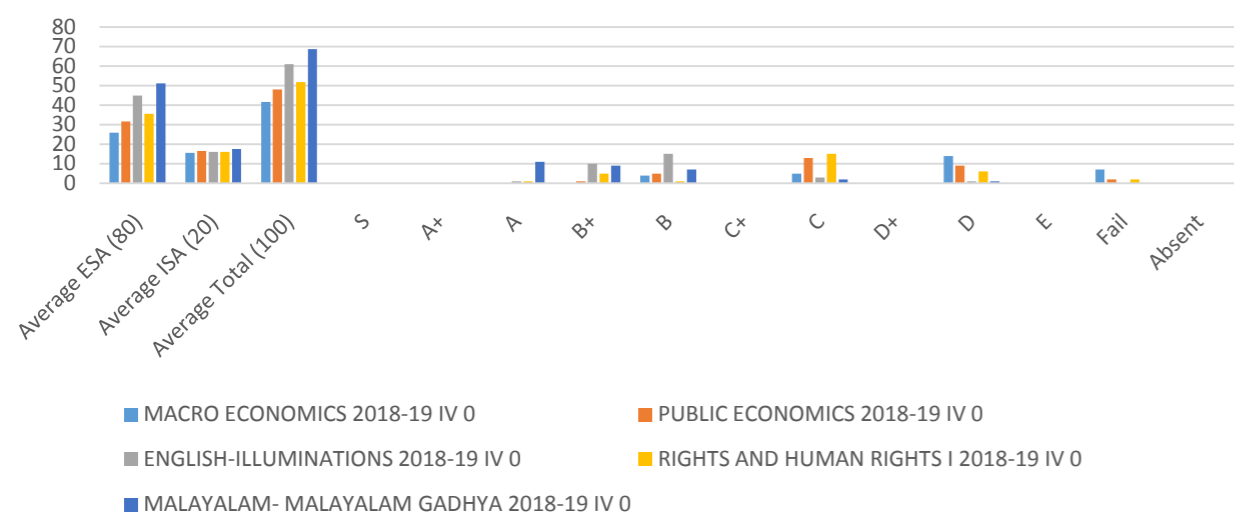


Overall Pass %
83.33

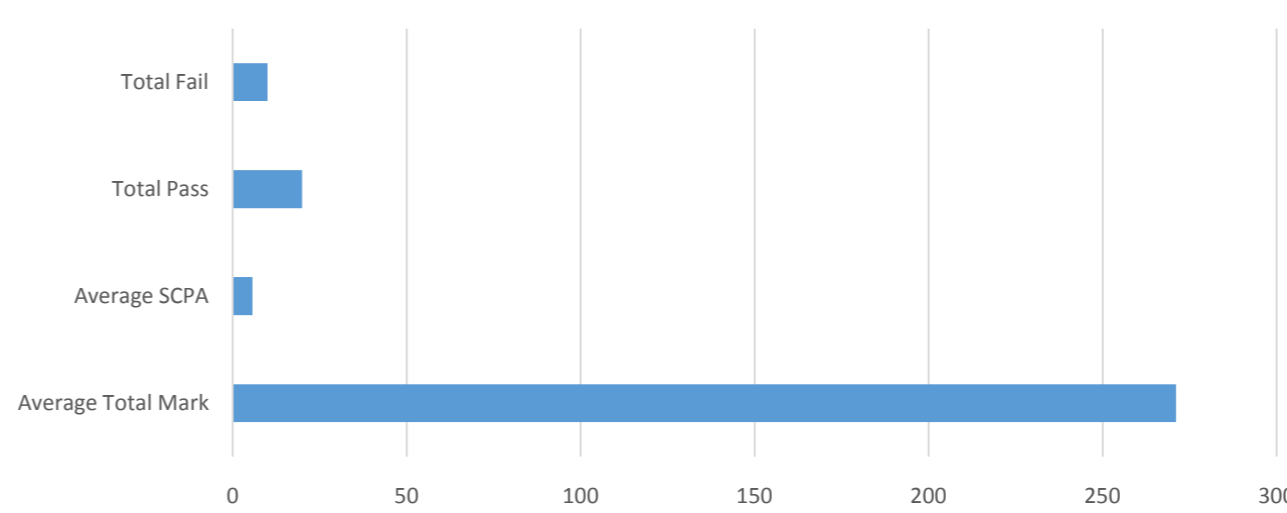
Course & Programme outcome of BA Economics, Academic Year 2018-19, Semester - IV

Programme	Course Code	Course	Academic Year	Semester	Handled By	Average ESA (80)	Average ISA (20)	Average Total (100)	S	A+	A	B+	B	C+	C	D+	D	E	Fail	Absent	Total Count of Grades	Average Total Mark	Average SCPA	Total Pass	Total Fail	Total Students Count
BA Economics	EC4CRT0	MACRO ECONOMICS	2018-19	IV		25.9667	15.6333	41.60	-	-	-	-	4	-	5	-	14	-	7	-	30	271.1	5.71	20	10	30
BA Economics	EC4CRT0	PUBLIC ECONOMICS	2018-19	IV		31.5667	16.5333	48.1	-	-	-	1	5	-	13	-	9	-	2	-	30					
BA Economics	EN4CCT0	ENGLISH-ILLUMINATIONS	2018-19	IV		44.8667	16.1333	61	-	-	1	10	15	-	3	-	1	-	-	-	30					
BA Economics	PS4CMT0	RIGHTS AND HUMAN RIGHTS I	2018-19	IV		35.60	16.13	51.73	-	-	1	5	1	-	15	-	6	-	2	-	30					
BA Economics	ML4CCT0	MALAYALAM- MALAYALAM GA	2018-19	IV		51.1667	17.5333	68.7	-	-	11	9	7	-	2	-	1	-	-	-	30					

Course outcome of BA Economics, Academic Year 2018-19, Semester - IV



Programme Outcome of BA Economics, Academic Year 2018-19, Semester - IV



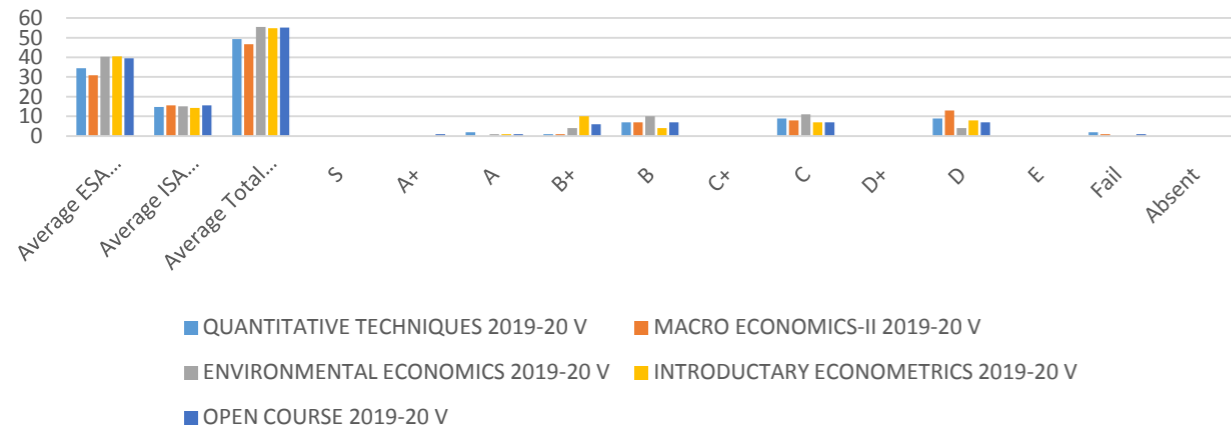
Overall Pass %

66.67

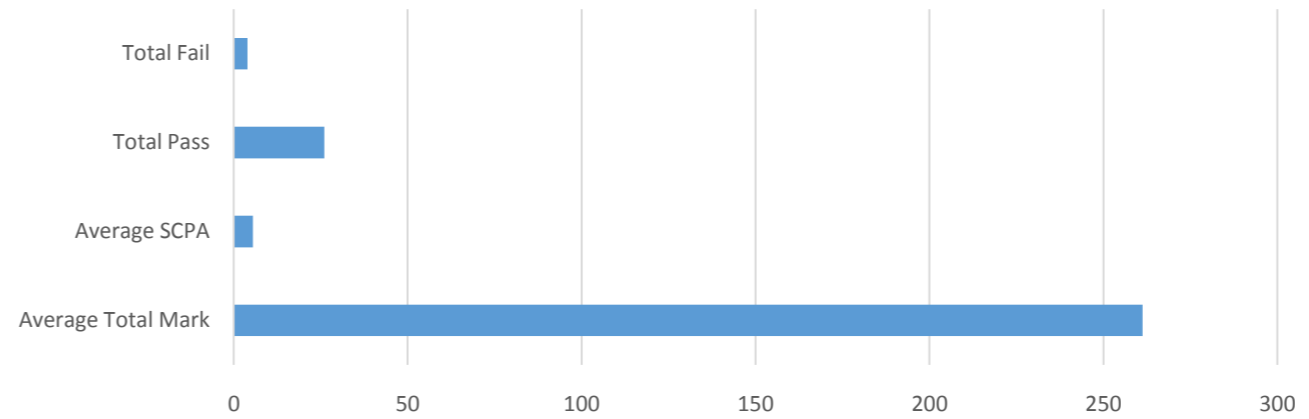
Course & Programme outcome of BA Economics, Academic Year 2019-20, Semester - V

Programme	Course Code	Course	Academic Year	Semester	Handled By	Average ESA (80)	Average ISA (20)	Average Total (100)	S	A+	A	B+	B	C+	C	D+	D	E	Fail	Absent	Total Count of Grades	Average Total Mark	Average SCPA	Total Pass	Total Fail	Total Students Count
BA Economics	EC5CRT0	QUANTITATIVE TECHNIQUES	2019-20	V		34.5333	14.7667	49.3	-	-	2	1	7	-	9	-	9	-	2	-	30	261.2	5.48	26	4	30
BA Economics	EC5CRT0	MACRO ECONOMICS-II	2019-20	V		30.9667	15.6667	46.6333	-	-	-	1	7	-	8	-	13	-	1	-	30					
BA Economics	EC5CRT0	ENVIRONMENTAL ECONOMICS	2019-20	V		40.3333	15.1333	55.4667	-	-	1	4	10	-	11	-	4	-	-	-	30					
BA Economics	ECRCRT0	INTRODUCTORY ECONOMETRIC	2019-20	V		40.4333	14.3333	54.7667	-	-	1	10	4	-	7	-	8	-	-	-	30					
BA Economics		OPEN COURSE	2019-20	V		39.5	15.5667	55.0667	-	1	1	6	7	-	7	-	7	-	1	-	30					

Course outcome of BA Economics, Academic Year 2019-20, Semester - V



Programme outcome of BA Economics, Academic Year 2019-20, Semester - V

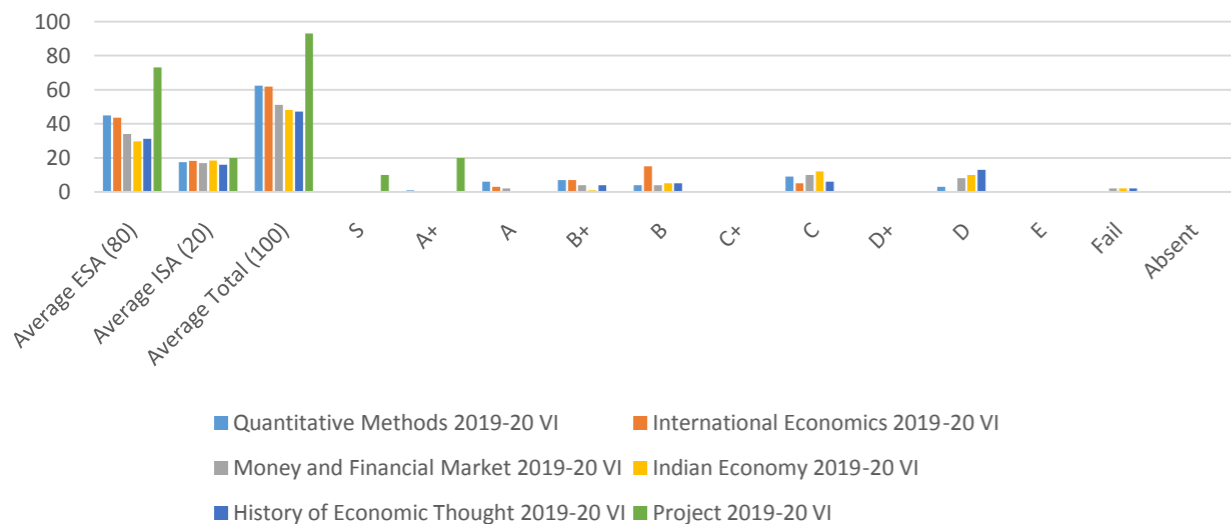


**Overall Pass %
86.67**

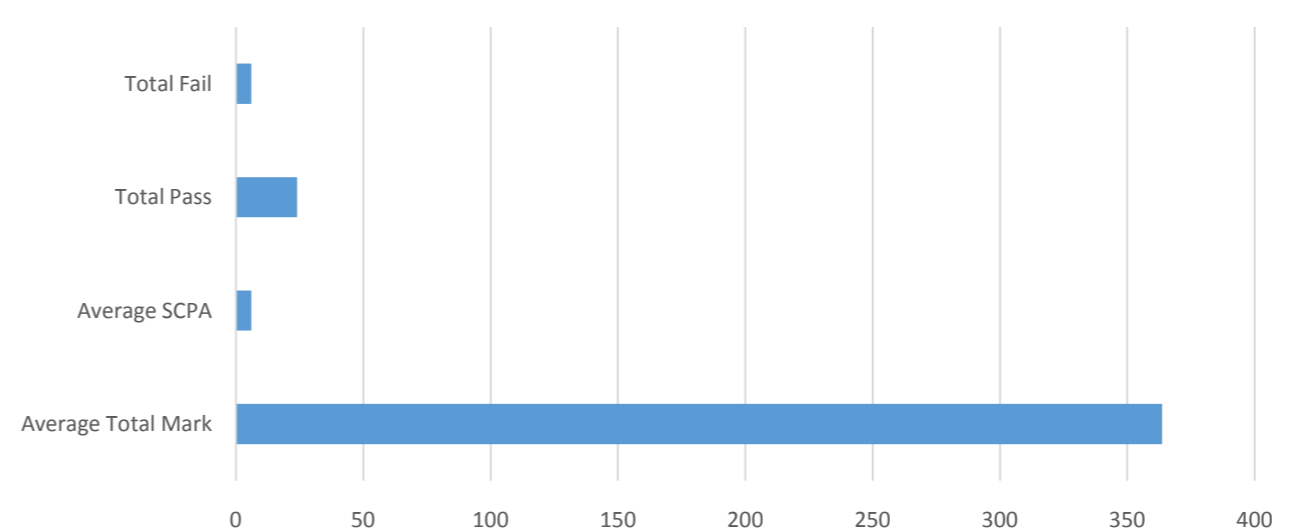
Course & Programme outcome of BA Economics, Academic Year 2019-20, Semester - VI

Programme	Course Code	Course	Academic Year	Semester	Handled By	Average ESA (80)	Average ISA (20)	Average Total (100)	S	A+	A	B+	B	C+	C	D+	D	E	Fail	Absent	Total Count of Grades	Average Total Mark	Average SCPA	Total Pass	Total Fail	Total Students Count
BA Economis	EC6CRT1	Quantitative Methods	2019-20	VI		44.9	17.4333	62.3333	-	1	6	7	4	-	9	-	3	-	-	-	30	363.7	6.067	24	6	30
BA Economis	EC6CRT1	International Economics	2019-20	VI		43.6333	18.2333	61.8667	-	-	3	7	15	-	5	-	-	-	-	-	30					
BA Economis	EC6CRT1	Money and Financial Market	2019-20	VI		34.1	17	51.1	-	-	2	4	4	-	10	-	8	-	2	-	30					
BA Economis	EC6CRT1	Indian Economy	2019-20	VI		29.6333	18.4	48.0333	-	-	-	1	5	-	12	-	10	-	2	-	30					
BA Economis	EC6CBT0	History of Economic Thought	2019-20	VI		31.2	16.0667	47.2667	-	-	-	4	5	-	6	-	13	-	2	-	30					
BA Economis	EC6PRT0	Project	2019-20	VI		73.1333	20	93.1333	10	20	-	-	-	-	-	-	-	-	-	-	30					

Course Outcome of BA Economics, Academic Year 2019-20, Semester - VI



Programme Outcome of BA Economics, Academic Year 2019-20, Semester - VI



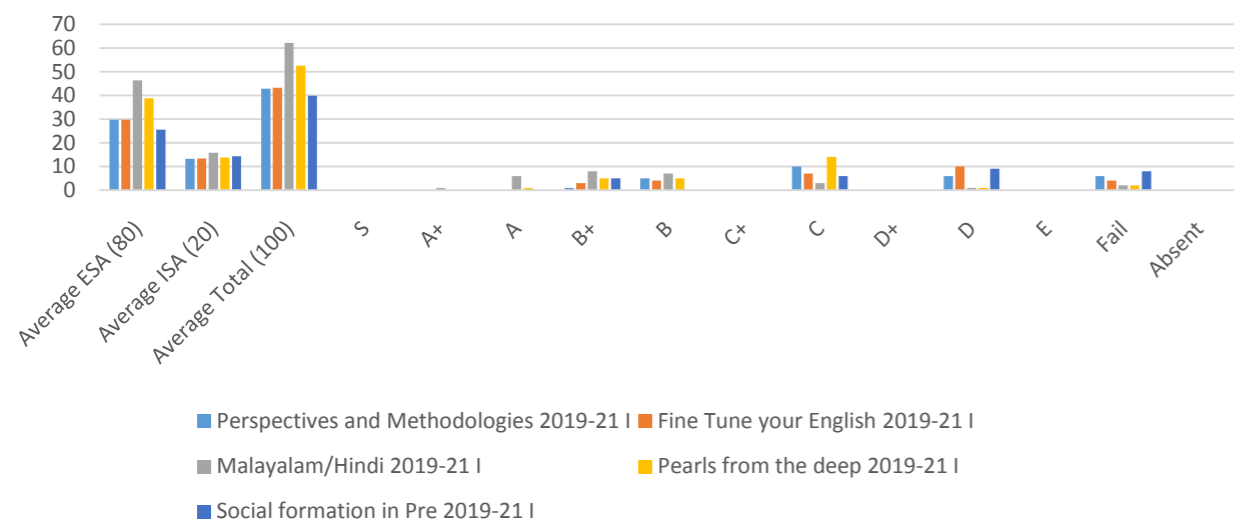
**Overall Pass %
80.00**

Admission Batch : 2018-21

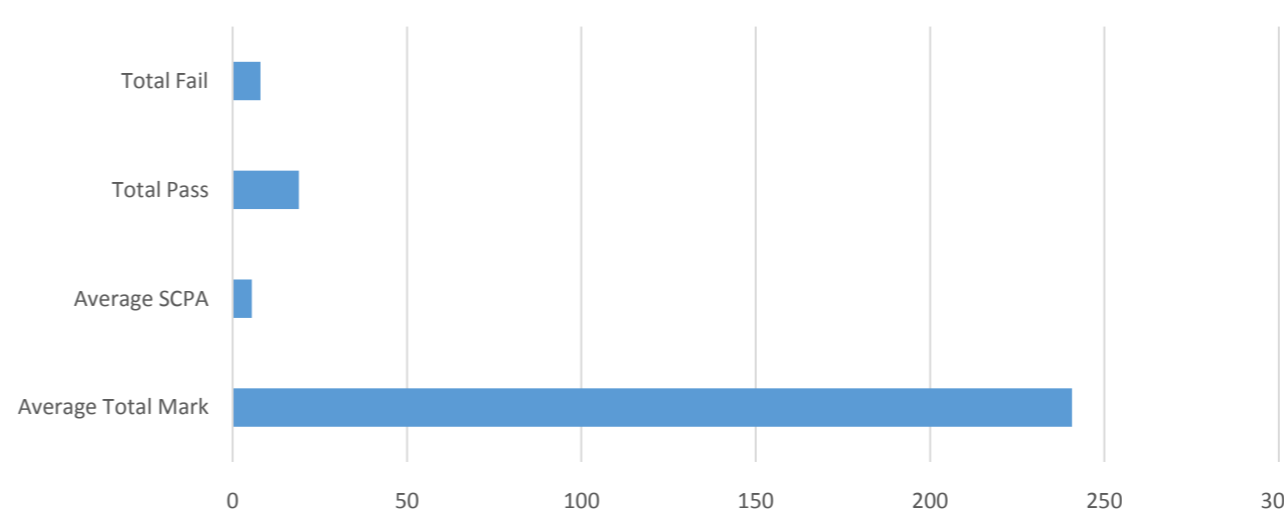
Course & Programme outcome of B.A Economics, Academic Year 2018-19, Semester - I

Programme	Course Code	Course	Academic Year	Semester	Handled By	Average ESA (80)	Average ISA (20)	Average Total (100)	S	A+	A	B+	B	C+	C	D+	D	E	Fail	Absent	Total Count of Grades	Average Total Mark	Average SCPA	Total Pass	Total Fail	Total Students Count
B.A Economics	EC1CRT01	Perspectives and Methodologies	2019-21	I		29.67857	13.21429	42.89286	-	-	-	1	5	-	10	-	6	-	6	-	28	240.7	5.51	19	8	28
B.A Economics	EN1CCT01	Fine Tune your English	2019-21	I		29.78571	13.42857	43.21429	-	-	-	3	4	-	7	-	10	-	4	-	28					
B.A Economics		Malayalam/Hindi	2019-21	I		46.32143	15.85714	62.17857	-	1	6	8	7	-	3	-	1	-	2	-	28					
B.A Economics	EN1CCT02	Pearls from the deep	2019-21	I		38.78571	13.75	52.53571	-	-	1	5	5	-	14	-	1	-	2	-	28					
B.A Economics	HY1CMT01	Social formation in Pre	2019-21	I		25.53571	14.32143	39.85714	-	-	-	5	-	-	6	-	9	-	8	-	28					

Course outcome of B.A Economics, Academic Year 2018-19, Semester - I



Programme outcome of B.A Economics, Academic Year 2018-19, Semester - I



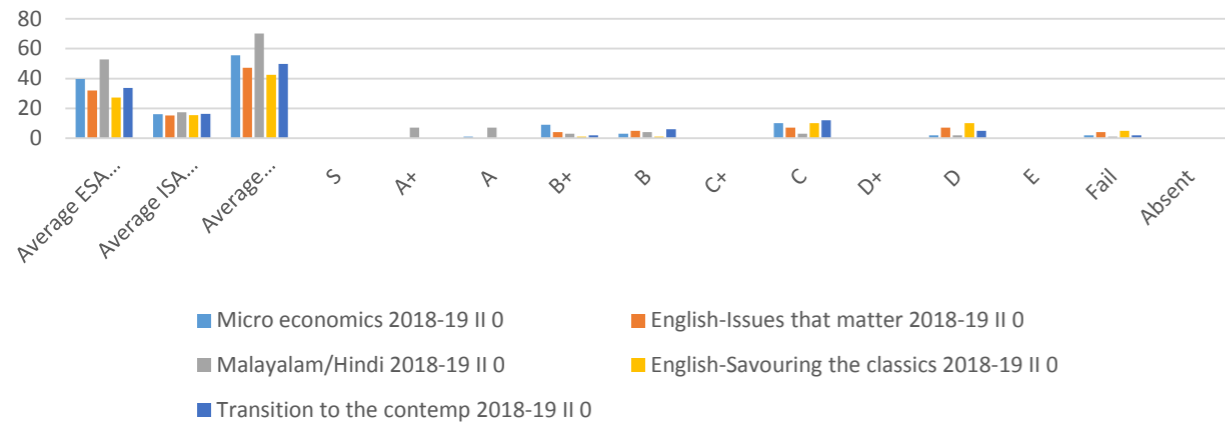
Overall Pass %

67.86

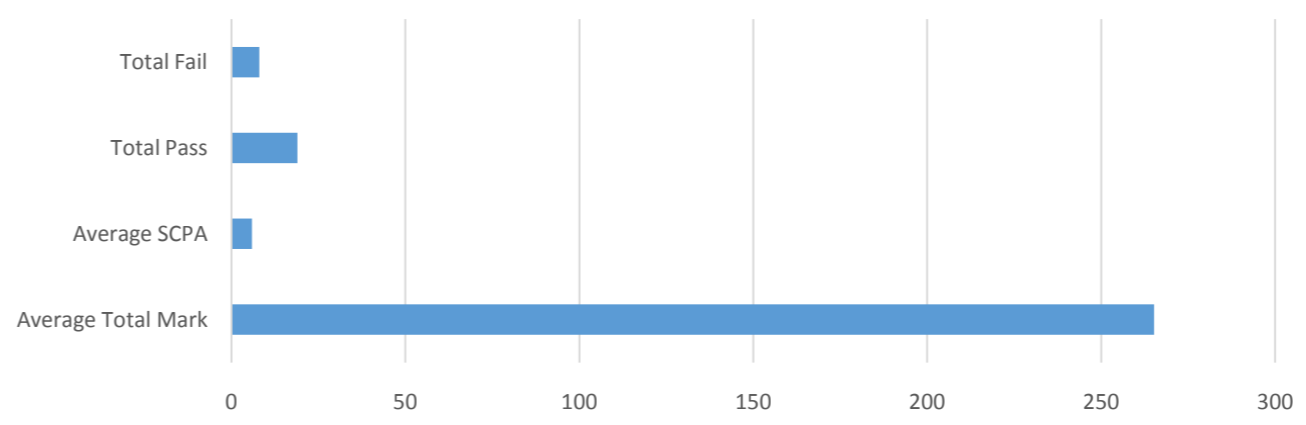
Course & Programme outcome of BA Economics, Academic Year 2018-19, Semester - II

Programme	Course Code	Course	Academic Year	Semester	Handled By	Average ESA (80)	Average ISA (20)	Average Total (100)	S	A+	A	B+	B	C+	C	D+	D	E	Fail	Absent	Total Count of Grades	Average Total Mark	Average SCPA	Total Pass	Total Fail	Total Students Count
BA Economics	EC2CRT01	Micro economics	2018-19	II		39.5926	16	55.5926	-	-	1	9	3	-	10	-	2	-	2	-	27	265.3	5.876	19	8	27
BA Economics	EN2CCT01	English-Issues that matter	2018-19	II		31.9259	15.1852	47.1111	-	-	-	4	5	-	7	-	7	-	4	-	27					
BA Economics		Malayalam/Hindi	2018-19	II		52.7407	17.4074	70.1481	-	7	7	3	4	-	3	-	2	-	1	-	27					
BA Economics	EN2CCT04	English-Savouring the classics	2018-19	II		27.1852	15.3704	42.5556	-	-	-	1	1	-	10	-	10	-	5	-	27					
BA Economics	HY2CMT01	Transition to the contemp	2018-19	II		33.5926	16.2593	49.8519	-	-	-	2	6	-	12	-	5	-	2	-	27					

Course outcome of BA Economics, Academic Year 2018-19, Semester - II



Programme outcome of BA Economics, Academic Year 2018-19, Semester - II



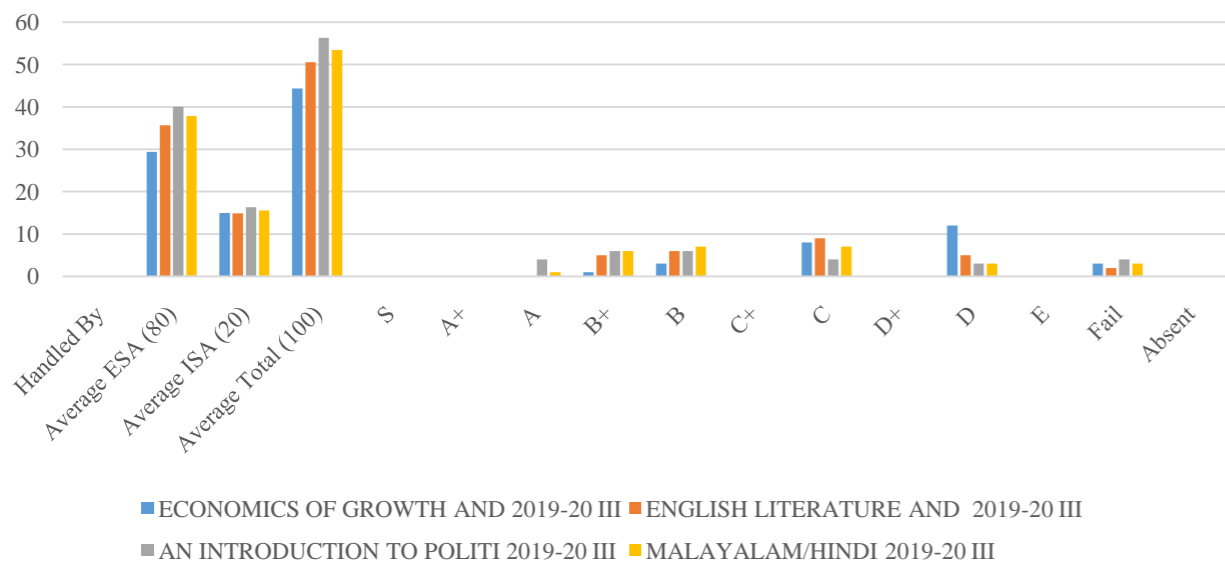
Overall Pass %

70.37

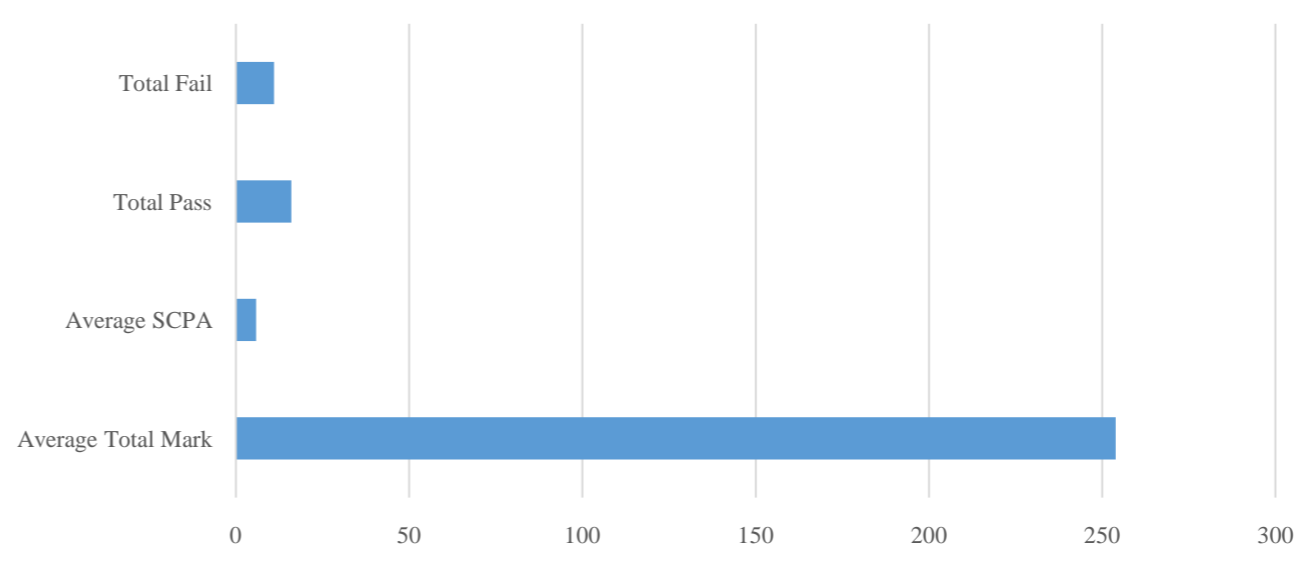
Course & Programme outcome of BA Economics, Academic Year 2019-20, Semester - III

Programme	Course Code	Course	Academic Year	Semester	Handled By	Average ESA (80)	Average ISA (20)	Average Total (100)	S	A+	A	B+	B	C+	C	D+	D	E	Fail	Absent	Total Count of Grades	Average Total Mark	Average SCPA	Total Pass	Total Fail	Total Students Count
BA Economics	EC3CRT0	MICRO ECONOMIC ANALYSIS	2019-20	III		33.9259	15.2222	49.15	-	-	2	3	6	-	6	-	3	-	7	-	27	253.9	5.775	16	11	27
BA Economics	EC3CRT0	ECONOMICS OF GROWTH AND	2019-20	III		29.3704	15	44.3704	-	-	-	1	3	-	8	-	12	-	3	-	27					
BA Economics	EN3CCT0	ENGLISH LITERATURE AND	2019-20	III		35.7037	14.8519	50.5556	-	-	-	5	6	-	9	-	5	-	2	-	27					
BA Economics	PS3CMT0	AN INTRODUCTION TO POLITI	2019-20	III		40.04	16.30	56.33	-	-	4	6	6	-	4	-	3	-	4	-	27					
BA Economics		MALAYALAM/HINDI	2019-20	III		37.8519	15.5926	53.4444	-	-	1	6	7	-	7	-	3	-	3	-	27					

Course Outcome of BA Economics, Academic Year 2019-20, Semester -III



Programme Outcome of BA Economics, Academic Year 2019-20, Semester - III



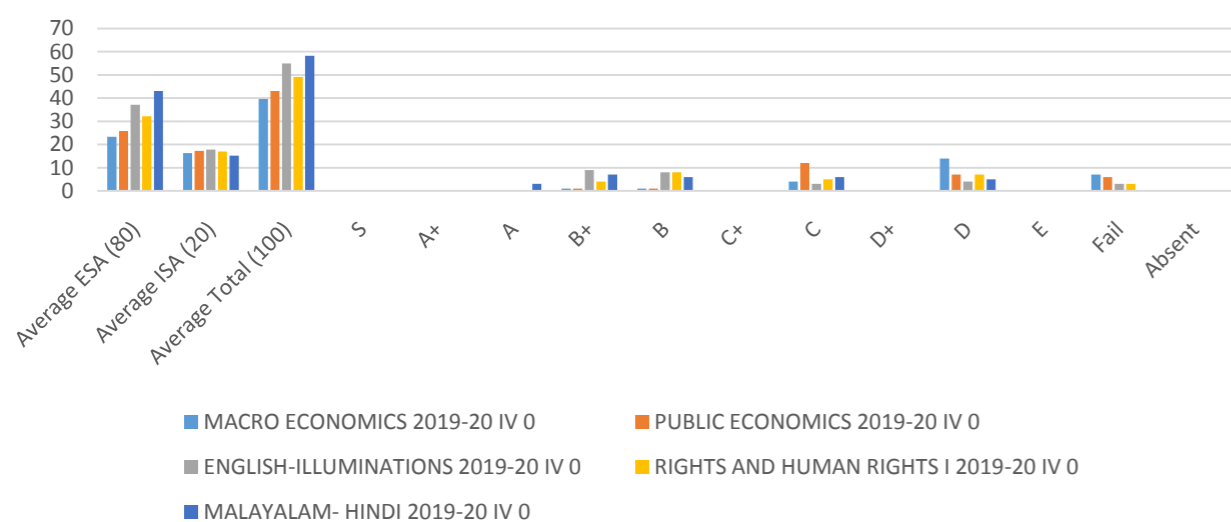
Overall Pass %

59.26

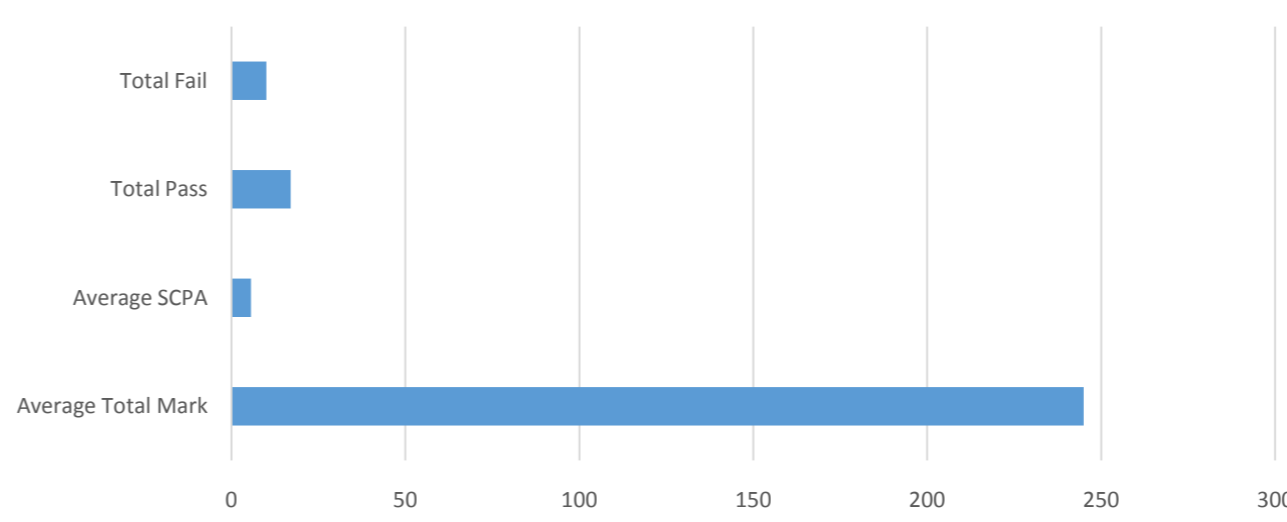
Course & Programme outcome of BA Economics, Academic Year 2019-20, Semester - IV

Programme	Course Code	Course	Academic Year	Semester	Handled By	Average ESA (80)	Average ISA (20)	Average Total (100)	S	A+	A	B+	B	C+	C	D+	D	E	Fail	Absent	Total Count of Grades	Average Total Mark	Average SCPA	Total Pass	Total Fail	Total Students Count
BA Economics	EC4CRT0	MACRO ECONOMICS	2019-20	IV		23.2963	16.2963	39.59	-	-	-	1	1	-	4	-	14	-	7	-	27	245	5.576	17	10	27
BA Economics	EC4CRT0	PUBLIC ECONOMICS	2019-20	IV		25.7778	17.2593	43.037	-	-	-	1	1	-	12	-	7	-	6	-	27					
BA Economics	EN4CCT0	ENGLISH-ILLUMINATIONS	2019-20	IV		37.1111	17.8519	54.963	-	-	-	9	8	-	3	-	4	-	3	-	27					
BA Economics	PS4CMT0	RIGHTS AND HUMAN RIGHTS I	2019-20	IV		32.15	16.96	49.11	-	-	-	4	8	-	5	-	7	-	3	-	27					
BA Economics		MALAYALAM- HINDI	2019-20	IV		43.0741	15.2222	58.2963	-	-	3	7	6	-	6	-	5	-	-	-	27					

Course outcome of BA Economics, Academic Year 2019-20, Semester - IV



Programme Outcome of BA Economics, Academic Year 2019-20, Semester - IV



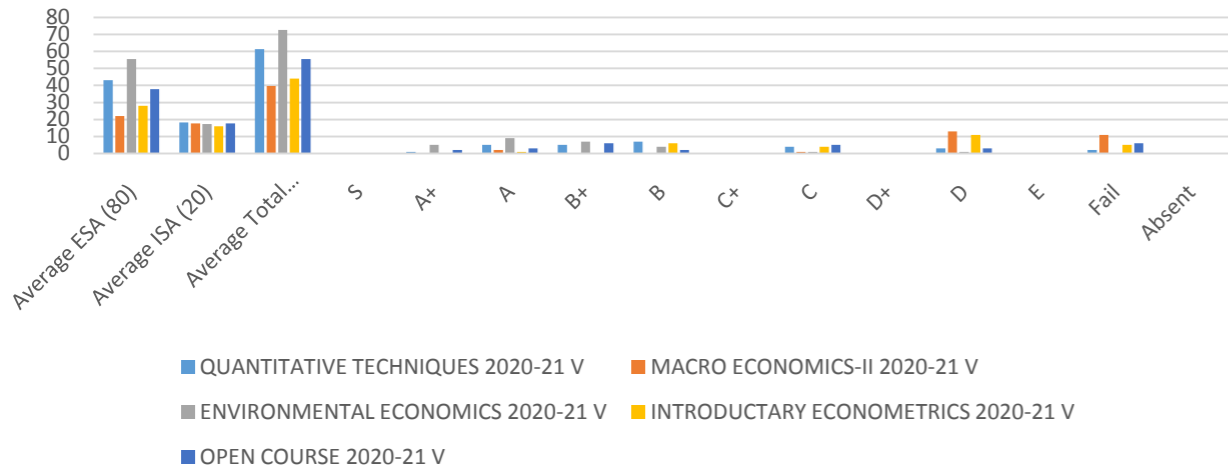
Overall Pass %

62.96

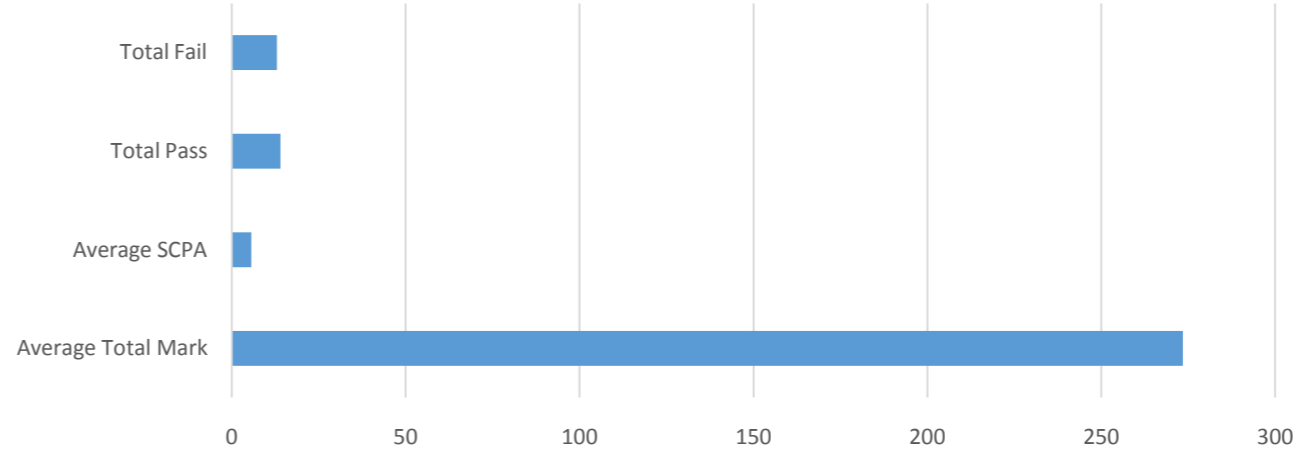
Course & Programme outcome of BA Economics, Academic Year 2020-21, Semester - V

Programme	Course Code	Course	Academic Year	Semester	Handled By	Average ESA (80)	Average ISA (20)	Average Total (100)	S	A+	A	B+	B	C+	C	D+	D	E	Fail	Absent	Total Count of Grades	Average Total Mark	Average SCPA	Total Pass	Total Fail	Total Students Count
BA Economics	EC5CRT0	QUANTITATIVE TECHNIQUES	2020-21	V		43.15	18.3	61.44	-	1	5	5	7	-	4	-	3	-	2	-	27	273.5	5.58	14	13	27
BA Economics	EC5CRT0	MACRO ECONOMICS-II	2020-21	V		22	17.7	39.7	-	-	2	-	-	-	1	-	13	-	11	-	27					
BA Economics	EC5CRT0	ENVIRONMENTAL ECONOMICS	2020-21	V		55.44	17.3	72.74	-	5	9	7	4	-	1	-	1	-	-	-	27					
BA Economics	ECRCRT	INTRODUCTORY ECONOMETRIC	2020-21	V		28.04	16.04	44.07	-	-	1	-	6	-	4	-	11	-	5	-	27					
BA Economics		OPEN COURSE	2020-21	V		37.85	17.67	55.52	-	2	3	6	2	-	5	-	3	-	6	-	27					

Course outcome of BA Economics, Academic Year 2020-21, Semester - V



Programme outcome of BA Economics, Academic Year 2020-21, Semester - V

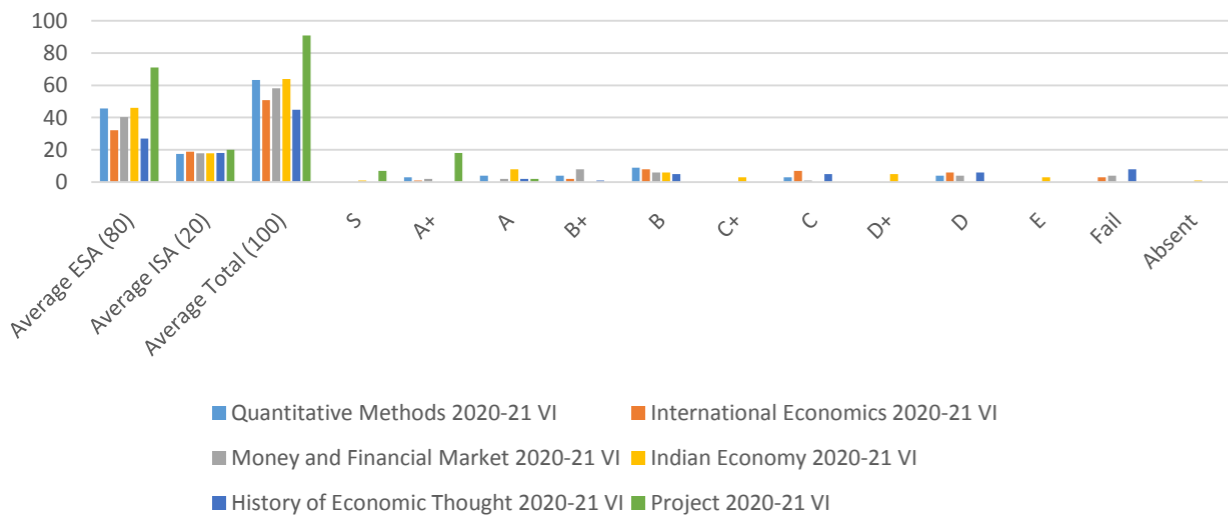


Overall Pass %
51.85

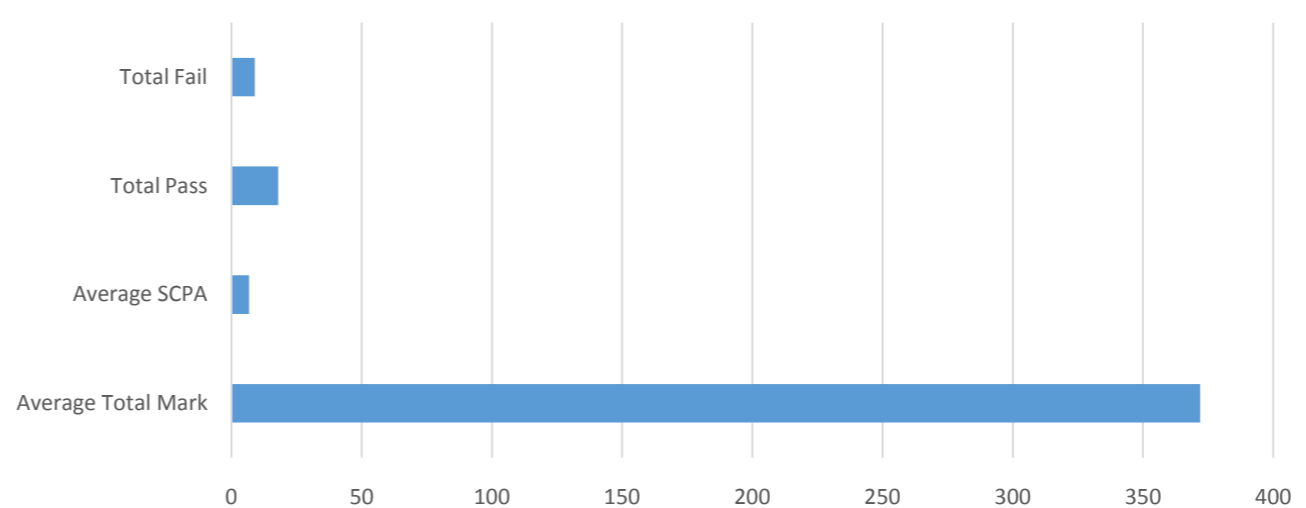
Course & Programme outcome of BA Economics, Academic Year 2020-21, Semester - VI

Programme	Course Code	Course	Academic Year	Semester	Handled By	Average ESA (80)	Average ISA (20)	Average Total (100)	S	A+	A	B+	B	C+	C	D+	D	E	Fail	Absent	Total Count of Grad es	Average Total Mark	Average SCP A	Total Pass	Total Fail	Total Students Count
BA Economis	EC6CRT1	Quantitative Methods	2020-21	VI		45.7037	17.5185	63.2222	-	3	4	4	9	-	3	-	4	-	-	-	27	372	6.783	18	9	27
BA Economis	EC6CRT1	International Economics	2020-21	VI		32.1111	18.7778	50.8889	-	1	-	2	8	-	7	-	6	-	3	-	27					
BA Economis	EC6CRT1	Money and Financial Market	2020-21	VI		40.2963	17.7778	58.0741	-	2	2	8	6	-	1	-	4	-	4	-	27					
BA Economis	EC6CRT1	Indian Economy	2020-21	VI		46	17.9259	63.9259	1	-	8	-	6	3	-	5	-	3	-	1	27					
BA Economis	EC6CBT0	History of Economic Thought	2020-21	VI		26.963	17.963	44.9259	-	-	2	1	5	-	5	-	6	-	8	-	27					
BA Economis	EC6PRT0	Project	2020-21	VI		70.963	20	90.963	7	18	2	-	-	-	-	-	-	-	-	-	27					

Course Outcome of BA Economics, Academic Year 2020-21, Semester - VI



Programme Outcome of BA Economics, Academic Year 2020-21, Semester - VI



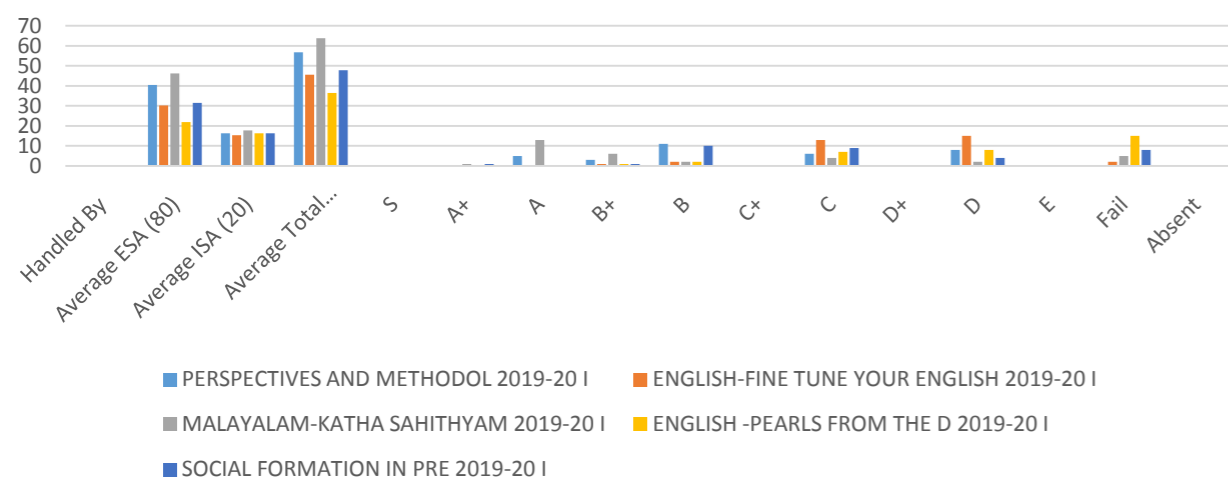
Overall Pass %
66.67

Admission Batch : 2019-22

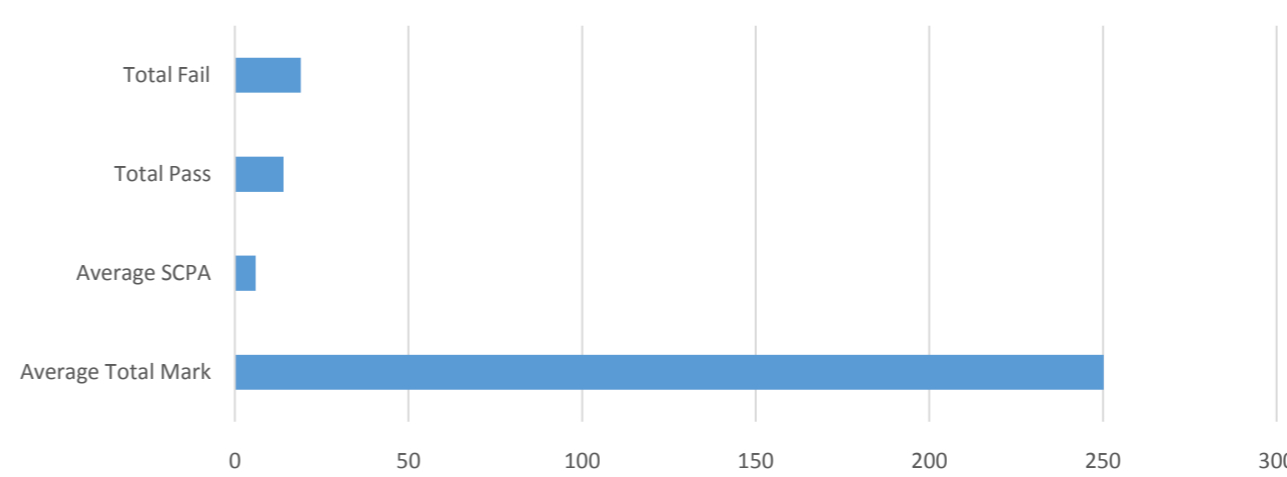
Course & Programme outcome of B.A Economics, Academic Year 2019-20, Semester - I

Programme	Course Code	Course	Academic Year	Semester	Handled By	Average ESA (80)	Average ISA (20)	Average Total (100)	S	A+	A	B+	B	C+	C	D+	D	E	Fail	Absent	Total Count of Grades	Average Total Mark	Average SCPA	Total Pass	Total Fail	Total Students Count
B.A Economics	EC1CRT01	PERSPECTIVES AND METHODOL	2019-20	I		40.39	16.30	56.70	-	-	5	3	11	-	6	-	8	-	-	-	33	250.2	5.95	14	19	33
B.A Economics	EN1CCT01	ENGLISH-FINE TUNE YOUR ENG	2019-20	I		30.24	15.27	45.52	-	-	-	1	2	-	13	-	15	-	2	-	33					
B.A Economics		MALAYALAM-KATHA SAHITHY	2019-20	I		46.12	17.76	63.79	-	1	13	6	2	-	4	-	2	-	5	-	33					
B.A Economics	EN1CCT02	ENGLISH -PEARLS FROM THE D	2019-20	I		21.91	16.27	36.39	-	-	-	1	2	-	7	-	8	-	15	-	33					
B.A Economics	HY1CMT01	SOCIAL FORMATION IN PRE	2019-20	I		31.52	16.33	47.85	-	1	-	1	10	-	9	-	4	-	8	-	33					

Course outcome of B.A Economics, Academic Year 2019-20, Semester - I



Programme outcome of B.A Economics, Academic Year 2019-20, Semester - I



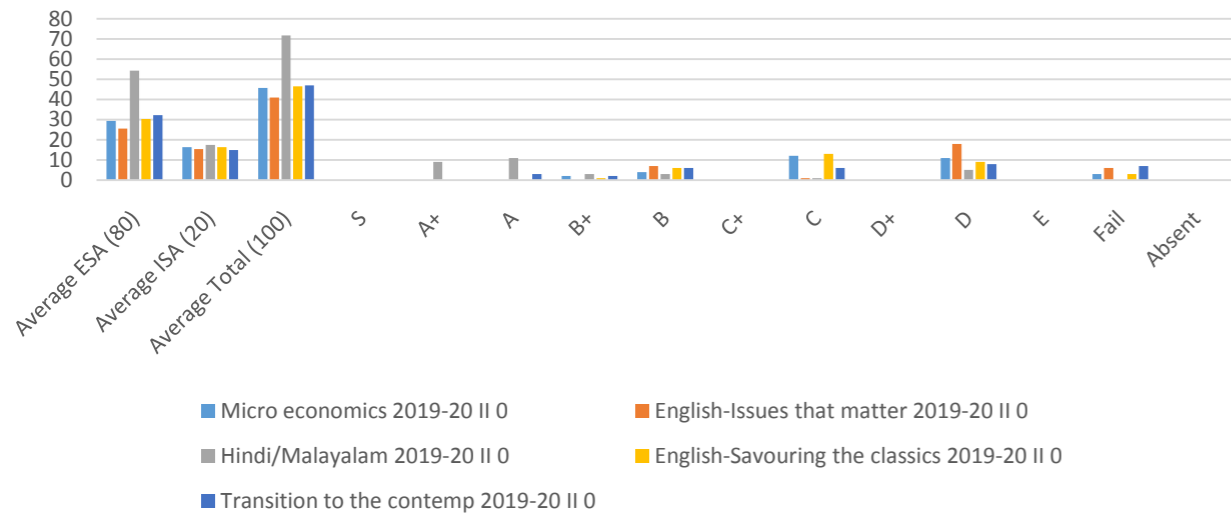
Overall Pass %

42.42

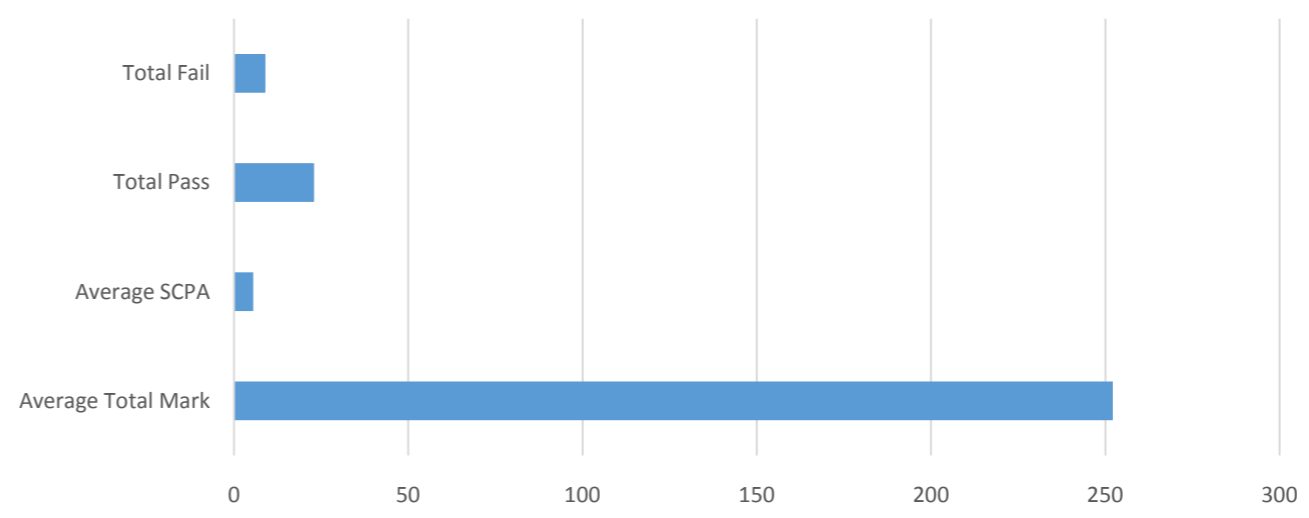
Course & Programme outcome of BA Economics, Academic Year 2019-20, Semester - II

Programme	Course Code	Course	Academic Year	Semester	Handled By	Average ESA (80)	Average ISA (20)	Average Total (100)	S	A+	A	B+	B	C+	C	D+	D	E	Fail	Absent	Total Count of Grades	Average Total Mark	Average SCPA	Total Pass	Total Fail	Total Students Count
BA Economics	EC2CRT01	Micro economics	2019-20	II		29.4375	16.3125	45.75	-	-	-	2	4	-	12	-	11	-	3	-	32	252.1	5.548	23	9	32
BA Economics	EN2CCT01	English-Issues that matter	2019-20	II		25.5938	15.375	40.9688	-	-	-	-	7	-	1	-	18	-	6	-	32					
BA Economics		Hindi/Malayalam	2019-20	II		54.2813	17.5	71.7813	-	9	11	3	3	-	1	-	5	-	-	-	32					
BA Economics	EN2CCT04	English-Savouring the classics	2019-20	II		30.25	16.3125	46.5625	-	-	-	1	6	-	13	-	9	-	3	-	32					
BA Economics	HY2CMT01	Transition to the contemp	2019-20	II		32.2188	14.8438	47.0625	-	-	3	2	6	-	6	-	8	-	7	-	32					

Course outcome of BA Economics, Academic Year 2019-20, Semester - II



Programme outcome of BA Economics, Academic Year 2019-20, Semester - II



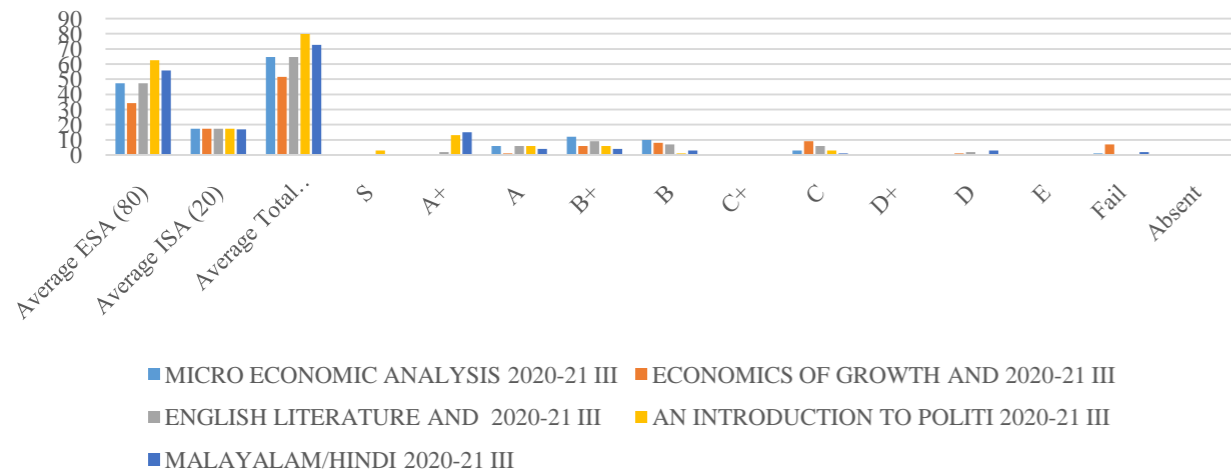
Overall Pass %

71.88

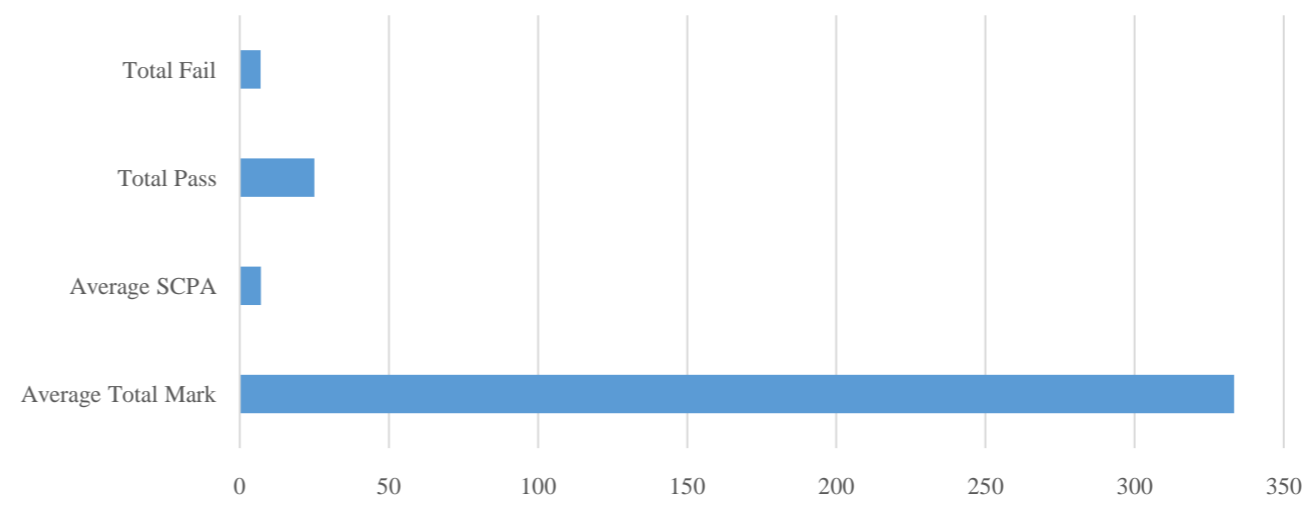
Course & Programme outcome of BA Economics, Academic Year 2020-21, Semester - III

Programme	Course Code	Course	Academic Year	Semester	Handled By	Average ESA (80)	Average ISA (20)	Average Total (100)	S	A+	A	B+	B	C+	C	D+	D	E	Fail	Absent	Total Count of Grad es	Average Total Mark	Average SCP A	Total Pass	Total Fail	Total Students Count
BA Economics	EC3CRT0	MICRO ECONOMIC ANALYSIS	2020-21	III		47.3438	17.25	64.59	-	-	6	12	10	-	3	-	-	-	1	-	32	333.3	7.136	25	7	32
BA Economics	EC3CRT0	ECONOMICS OF GROWTH AND	2020-21	III		34.1563	17.4063	51.5625	-	-	1	6	8	-	9	-	1	-	7	-	32					
BA Economics	EN3CCT0	ENGLISH LITERATURE AND	2020-21	III		47.25	17.375	64.625	-	2	6	9	7	-	6	-	2	-	-	-	32					
BA Economics	PS3CMT0	AN INTRODUCTION TO POLITI	2020-21	III		62.44	17.38	79.81	3	13	6	6	1	-	3	-	-	-	-	-	32					
BA Economics		MALAYALAM/HINDI	2020-21	III		55.8125	16.9063	72.7188	-	15	4	4	3	-	1	-	3	-	2	-	32					

Course Outcome of BA Economics, Academic Year 2020-21, Semester -III



Programme Outcome of BA Economics, Academic Year 2020-21, Semester - III



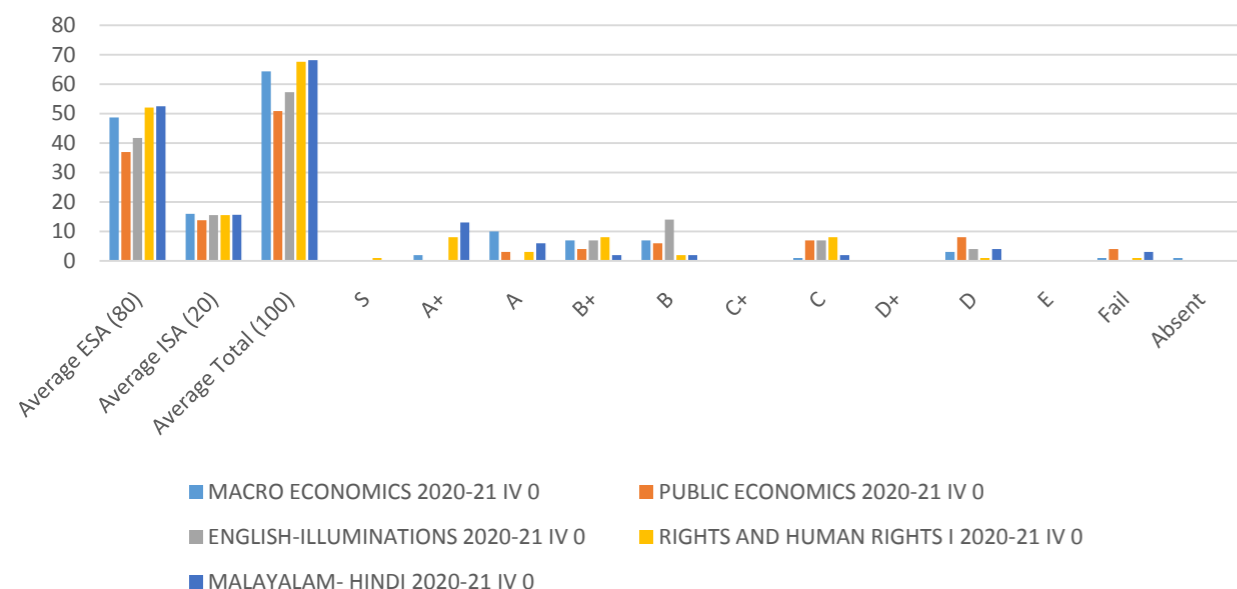
Overall Pass %

78.13

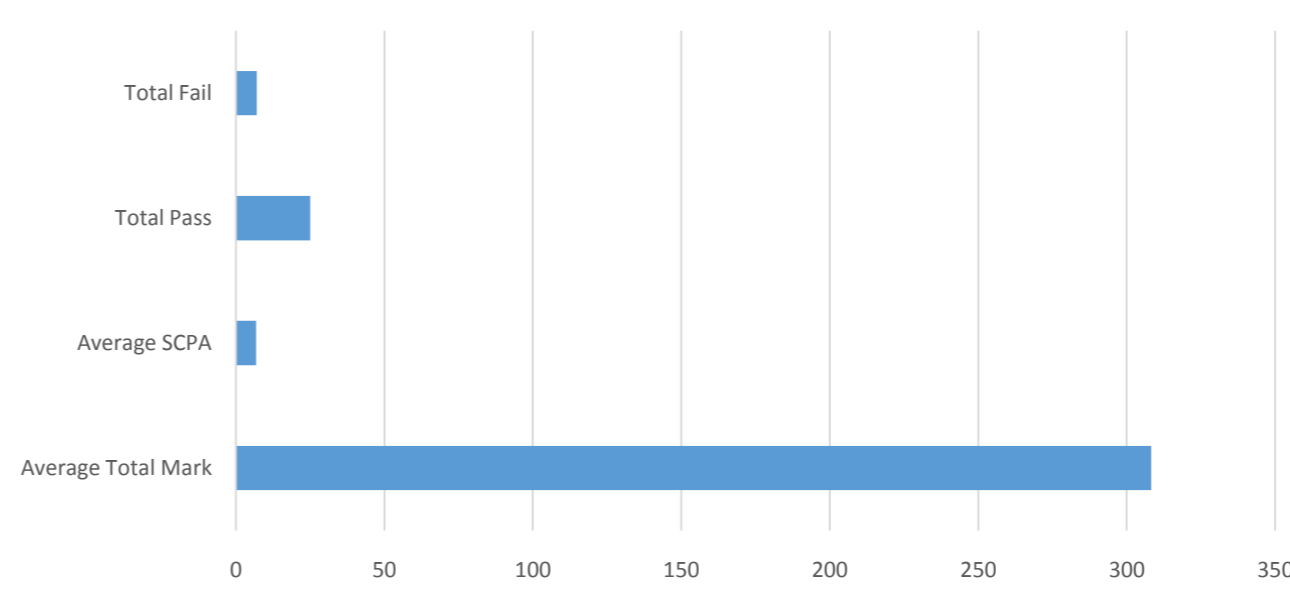
Course & Programme outcome of BA Economics, Academic Year 2020-21, Semester - IV

Programme	Course Code	Course	Academic Year	Semester	Handled By	Average ESA (80)	Average ISA (20)	Average Total (100)	S	A+	A	B+	B	C+	C	D+	D	E	Fail	Absent	Total Count of Grades	Average Total Mark	Average SCPA	Total Pass	Total Fail	Total Students Count
BA Economics	EC4CRT0	MACRO ECONOMICS	2020-21	IV		48.6563	16.0313	64.38	-	2	10	7	7	-	1	-	3	-	1	1	32	308.3	6.784	25	7	32
BA Economics	EC4CRT0	PUBLIC ECONOMICS	2020-21	IV		37	13.8438	50.8438	-	-	3	4	6	-	7	-	8	-	4	-	32					
BA Economics	EN4CCT0	ENGLISH-ILLUMINATIONS	2020-21	IV		41.7188	15.5313	57.25	-	-	-	7	14	-	7	-	4	-	-	-	32					
BA Economics	PS4CMT0	RIGHTS AND HUMAN RIGHTS I	2020-21	IV		52.09	15.56	67.66	1	8	3	8	2	-	8	-	1	-	1	-	32					
BA Economics		MALAYALAM- HINDI	2020-21	IV		52.5313	15.6563	68.1875	-	13	6	2	2	-	2	-	4	-	3	-	32					

Course outcome of BA Economics, Academic Year 2020-21, Semester - IV



Programme Outcome of BA Economics, Academic Year 2020-21, Semester - IV

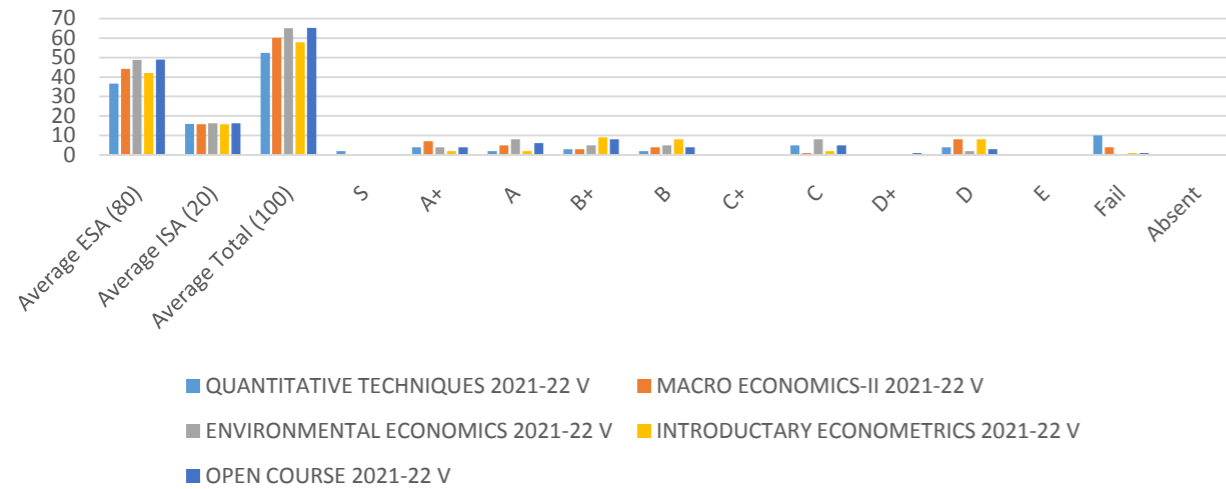


Overall Pass %
78.13

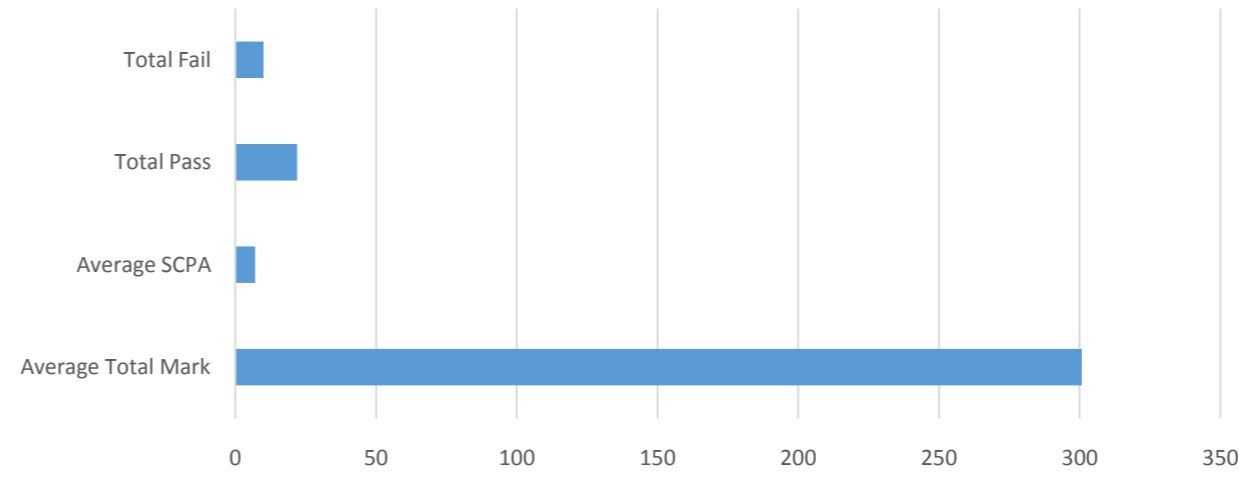
Course & Programme outcome of BA Economics, Academic Year 2021-22, Semester - V

Programme	Course Code	Course	Academic Year	Semester	Handled By	Average ESA (80)	Average ISA (20)	Average Total (100)	S	A+	A	B+	B	C+	C	D+	D	E	Fail	Absent	Total Count of Grades	Average Total Mark	Average SCPA	Total Pass	Total Fail	Total Students Count
BA Economics	EC5CRT0	QUANTITATIVE TECHNIQUES	2021-22	V		36.5938	15.875	52.4688	2	4	2	3	2	-	5	-	4	-	10	-	32	300.8	7.011	22	10	32
BA Economics	EC5CRT0	MACRO ECONOMICS-II	2021-22	V		44.2813	15.7813	60.0625	-	7	5	3	4	-	1	-	8	-	4	-	32					
BA Economics	EC5CRT0	ENVIRONMENTAL ECONOMICS	2021-22	V		48.8125	16.3125	65.125	-	4	8	5	5	-	8	-	2	-	-	-	32					
BA Economics	ECRCRT	INTRODUCTORY ECONOMETRIC	2021-22	V		42	15.7813	57.7813	-	2	2	9	8	-	2	-	8	-	1	-	32					
BA Economics		OPEN COURSE	2021-22	V		48.9688	16.3438	65.3125	-	4	6	8	4	-	5	1	3	-	1	-	32					

Course outcome of BA Economics, Academic Year 2021-22, Semester - V



Programme outcome of BA Economics, Academic Year 2021-22, Semester - V



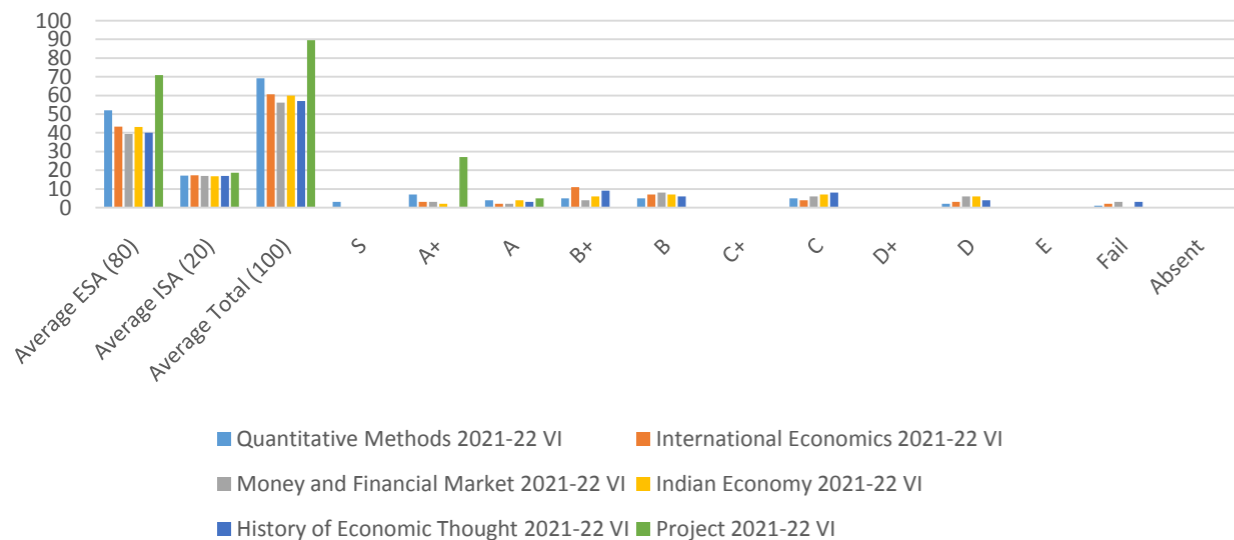
Overall Pass %

68.75

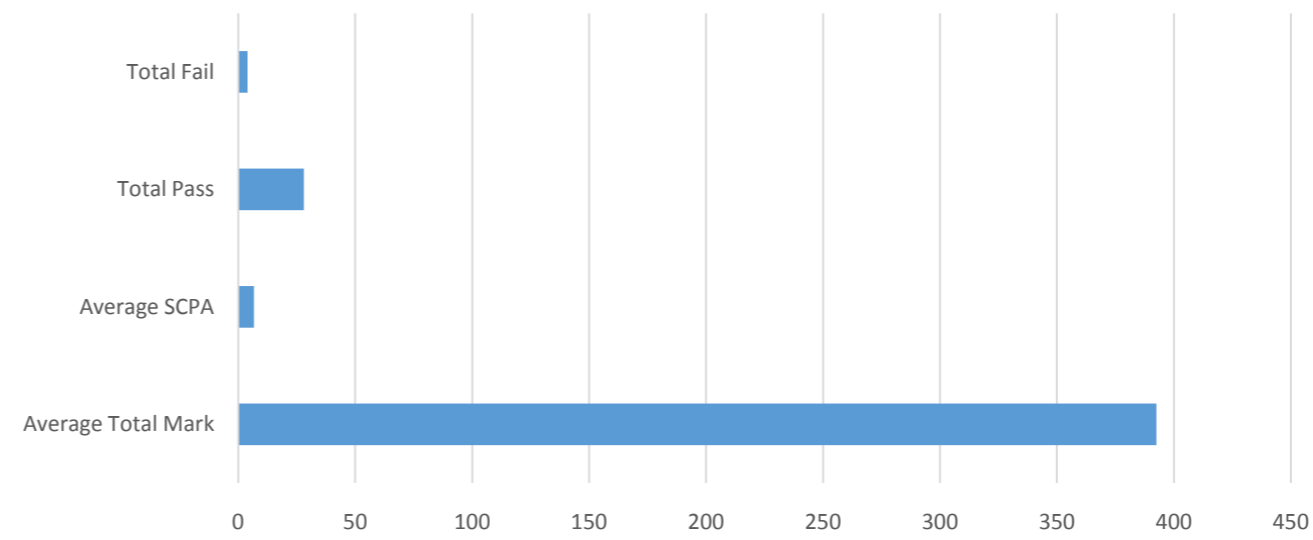
Course & Programme outcome of BA Economics, Academic Year 2021-22, Semester - VI

Programme	Course Code	Course	Academic Year	Semester	Handled By	Average ESA (80)	Average ISA (20)	Average Total (100)	S	A+	A	B+	B	C+	C	D+	D	E	Fail	Absent	Total Count of Grad es	Average Total Mark	Average SCPA	Total Pass	Total Fail	Total Students Count
BA Economis	EC6CRT1	Quantitative Methods	2021-22	VI		52.0313	17.1875	69.2188	3	7	4	5	5	-	5	-	2	-	1	-	32	392.6	6.686	28	4	32
BA Economis	EC6CRT1	International Economics	2021-22	VI		43.25	17.3438	60.5938	-	3	2	11	7	-	4	-	3	-	2	-	32					
BA Economis	EC6CRT1	Money and Financial Market	2021-22	VI		39.3438	16.9063	56.25	-	3	2	4	8	-	6	-	6	-	3	-	32					
BA Economis	EC6CRT1	Indian Economy	2021-22	VI		43.1563	16.7813	59.9375	-	2	4	6	7	-	7	-	6	-	-	-	32					
BA Economis	EC6CBT0	History of Economic Thought	2021-22	VI		40.0938	16.9688	57.0625	-	-	3	9	6	-	8	-	4	-	3	-	33					
BA Economis	EC6PRT0	Project	2021-22	VI		70.8438	18.6563	89.5	-	27	5	-	-	-	-	-	-	-	-	-	32					

Course Outcome of BA Economics, Academic Year 2021-22, Semester - VI



Programme Outcome of BA Economics, Academic Year 2021-22, Semester - VI



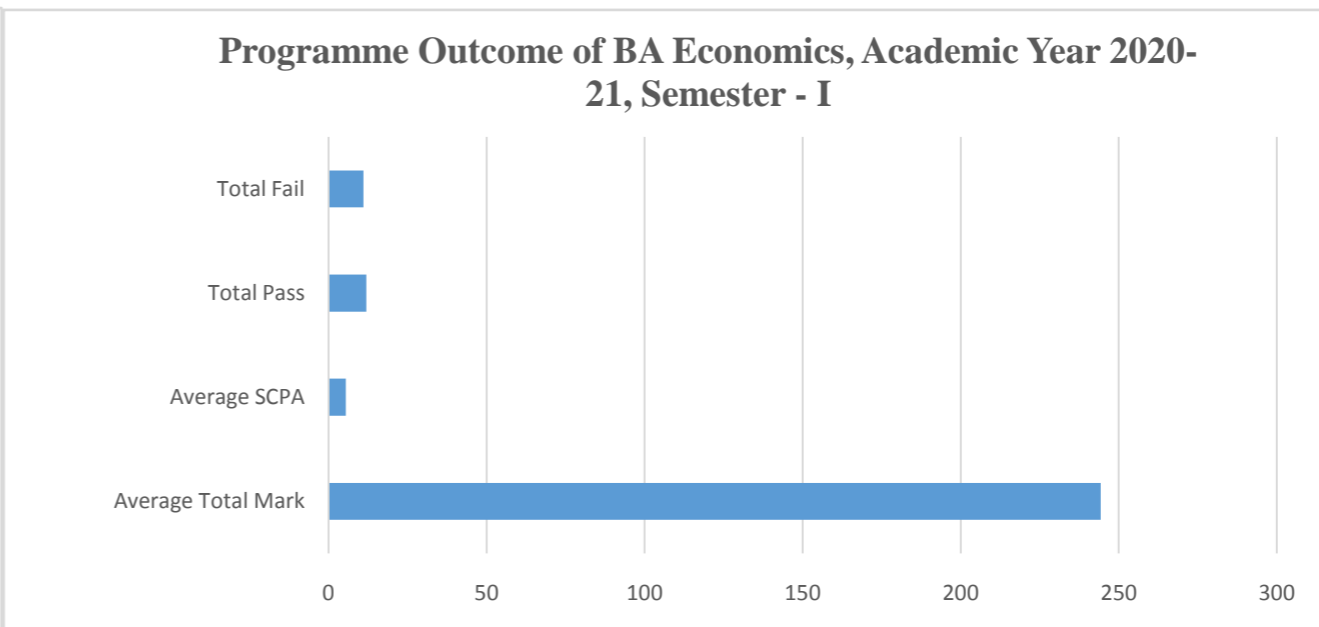
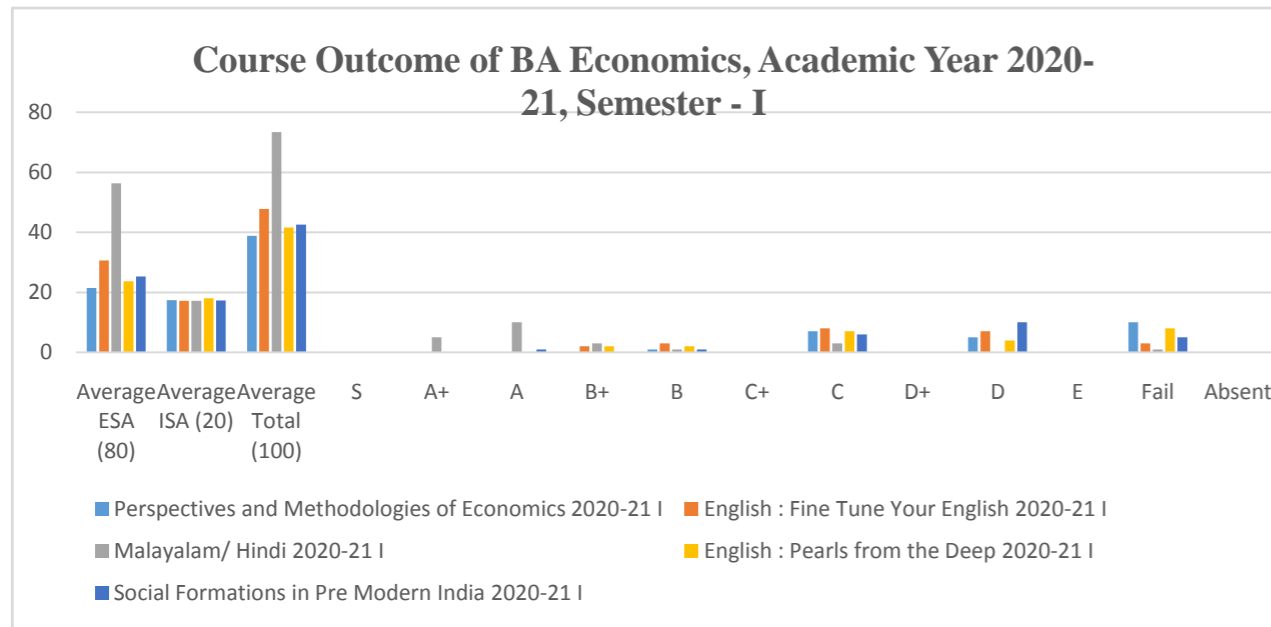
Overall Pass %

87.50

Admission Batch : 2020-23

Course & Programme Outcome of B.A Economics, Academic Year 2020-21, Semester - I

Programme	Course Code	Course	Academic Year	Semester	Handled By	Average ESA (80)	Average ISA (20)	Average Total (100)	S	A+	A	B+	B	C+	C	D+	D	E	Fail	Absent	Total Count of Grades	Average Total Mark	Average SCPA	Total Pass	Total Fail	Total Students Count
BA Economics	EC1CRT0	Perspectives and Methodologies of Econ	2020-21	I		21.478	17.348	38.826	-	-	-	-	1	-	7	-	5	-	10	-	23	244.3	5.50	12	11	23
BA Economics	EN1CCT0	English : Fine Tune Your English	2020-21	I		30.609	17.174	47.783	-	-	-	2	3	-	8	-	7	-	3	-	23					
BA Economics		Malayalam/ Hindi	2020-21	I		56.304	17.130	73.435	-	5	10	3	1	-	3	-	-	-	1	-	23					
BA Economics	EN1CCT0	English : Pearls from the Deep	2020-21	I		23.652	18.000	41.652	-	-	-	2	2	-	7	-	4	-	8	-	23					
BA Economics	HY1CMT0	Social Formations in Pre Modern India	2020-21	I		25.304	17.304	42.609	-	-	1	-	1	-	6	-	10	-	5	-	23					



Overall Pass %
52.17