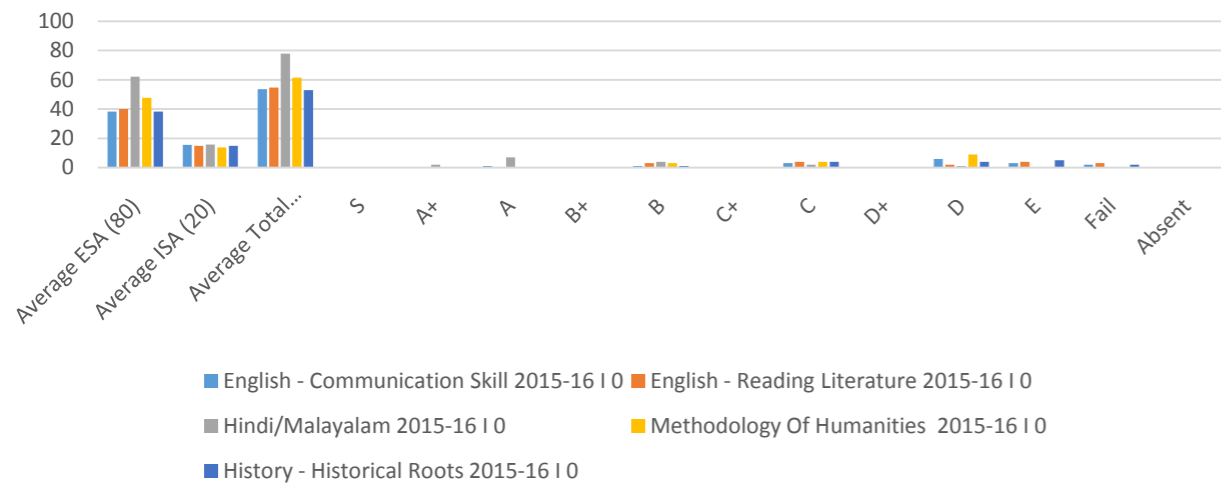


Admission Batch : 2015-18

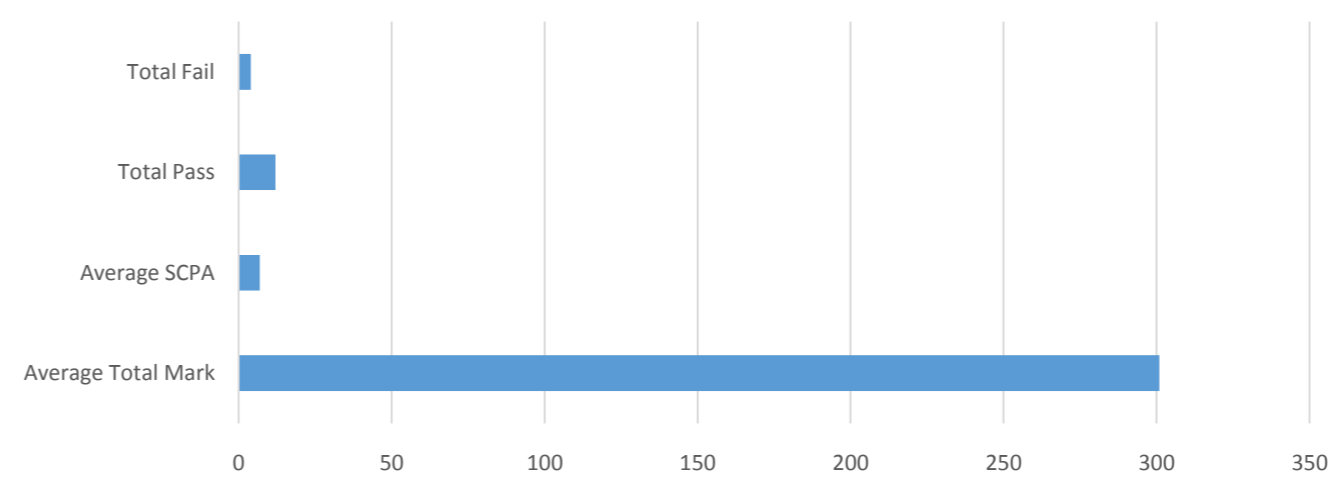
Course & Programme outcome of B A English, Academic Year 2015-16, Semester - I

Programme	Course Code	Course	Academic Year	Semester	Handled By	Average ESA (80)	Average ISA (20)	Average Total (100)	S	A+	A	B+	B	C+	C	D+	D	E	Fail	Absent	Total Count of Grades	Average Total Mark	Average SCPA	Total Pass	Total Fail	Total Students Count
B A English	EN01AA901	English - Communication Skill	2015-16	I		38.25	15.4375	53.6875	-	-	1	-	1	-	3	-	6	3	2	-	16	301	6.87	12	4	16
B A English	EN01AA902	English - Reading Literature	2015-16	I		39.9375	14.875	54.8125	-	-	-	-	3	-	4	-	2	4	3	-	16					
B A English		Hindi/Malayalam	2015-16	I		62.125	15.75	77.875	-	2	7	-	4	-	2	-	1	-	-	-	16					
B A English	EN01BA901	Methodology Of Humanities	2015-16	I		47.75	13.6875	61.4375	-	-	-	-	3	-	4	-	9	-	-	-	16					
B A English	HY01CAA0	History - Historical Roots	2015-16	I		38.25	14.8125	53.0625	-	-	-	-	1	-	4	-	4	5	2	-	16					

Course outcome of B A English, Academic Year 2015-16, Semester - I



Programme outcome of B A English, Academic Year 2015-16, Semester - I



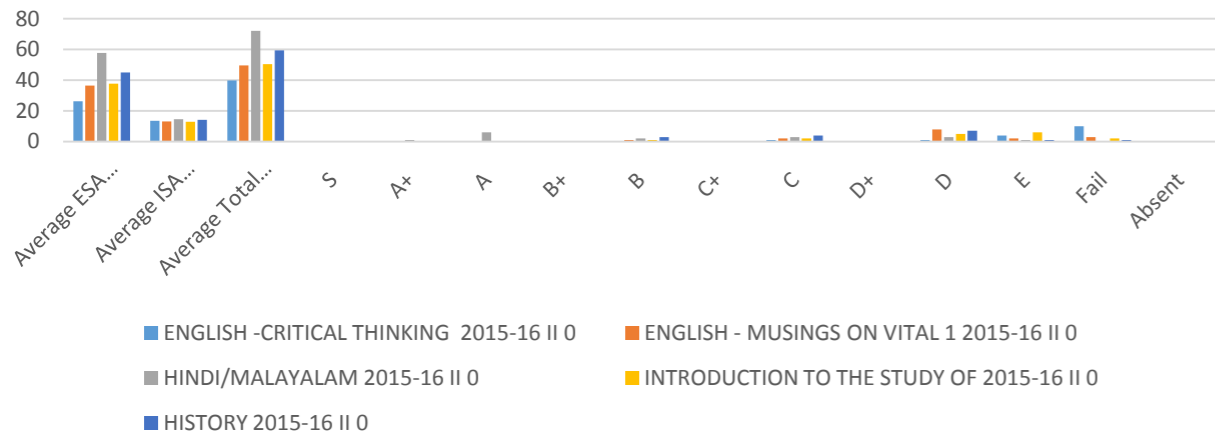
Overall Pass %
75.00

Course & Programme outcome of BA English, Academic Year 2015-16, Semester - II

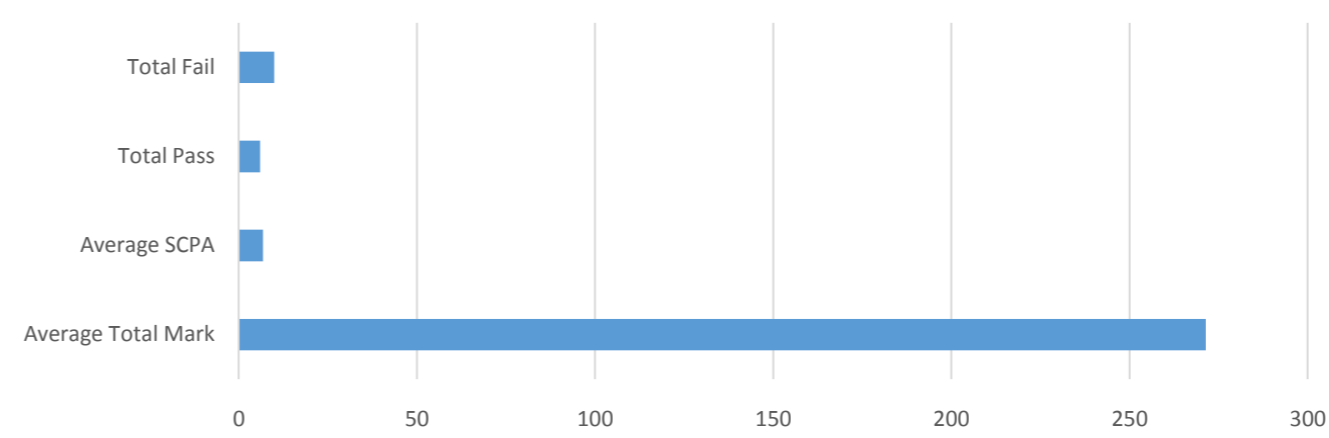
Programme	Course Code	Course	Academic Year	Semester	Handled By	Average ESA (80)	Average ISA (20)	Average Total (100)	S	A+	A	B+	B	C+	C	D+	D	E	Fail	Absent	Total Count of Grades	Average Total Mark	Average SCPA	Total Pass	Total Fail	Total Students Count
BA English	EN02AA901	ENGLISH - CRITICAL THINKING	2015-16	II		26.25	13.625	39.88	-	-	-	-	-	-	1	-	1	4	10	-	16	271.44	6.79	6	10	16
BA English	EN02AA902	ENGLISH - MUSINGS ON VIT	2015-16	II		36.5	13.0625	49.5625	-	-	-	-	1	-	2	-	8	2	3	-	16					
BA English		HINDI/MALAYALAM	2015-16	II		57.6875	14.5	72.1875	-	1	6	-	2	-	3	-	3	1	-	-	16					
BA English	EN02BA901	INTRODUCTION TO THE STU	2015-16	II		37.69	12.81	50.50	-	-	-	-	1	-	2	-	5	6	2	-	16					

BA English	HY02CA901	HISTORY	2015-16	II		45.0625	14.25	59.3125	-	-	-	-	3	-	4	-	7	1	1	-	16				
------------	-----------	---------	---------	----	--	---------	-------	---------	---	---	---	---	---	---	---	---	---	---	---	---	----	--	--	--	--

Course outcome of BA English, Academic Year 2015-16, Semester - II



Programme Outcome of BA English, Academic Year 2015-16, Semester - II

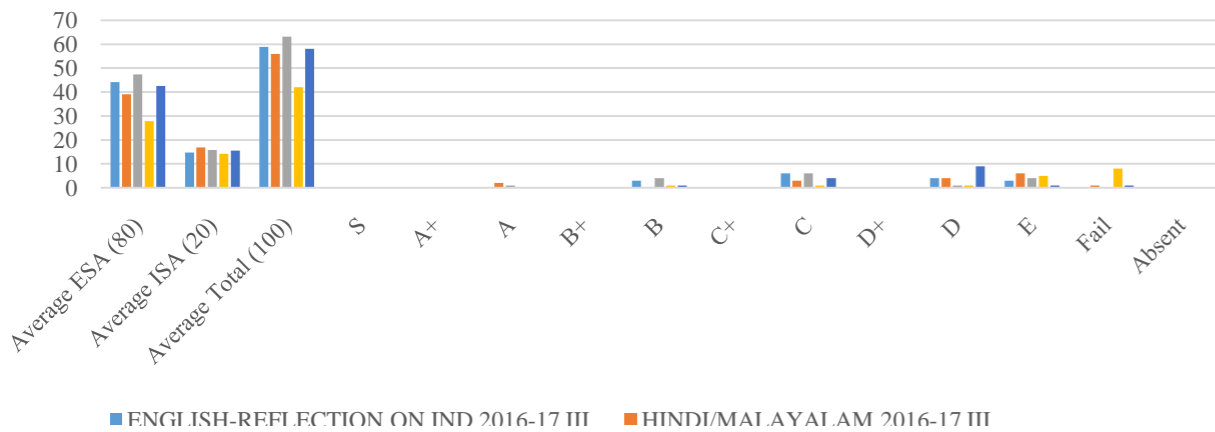


Overall Pass %
37.50

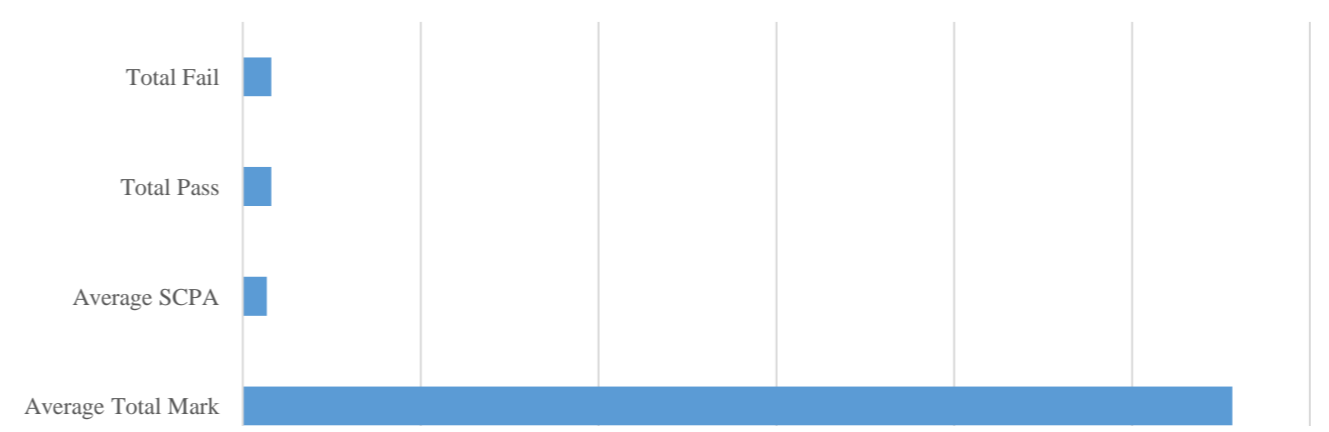
Course & Programme outcome of BA English, Academic Year 2016-17, Semester - III

Programme	Course Code	Course	Academic Year	Semester	Handled By	Average ESA (80)	Average ISA (20)	Average Total (100)	S	A+	A	B+	B	C+	C	D+	D	E	Fail	Absent	Total Count of Grad es	Average Total Mark	Average SCPA	Total Pass	Total Fail	Total Students Count
BA English	EN03AA901	ENGLISH-REFLECTION ON INDIA	2016-17	III		44.19	14.69	58.88	-	-	-	-	3	-	6	-	4	3	-	-	16	278.19	6.78	8	8	16
BA English		HINDI/MALAYALAM	2016-17	III		39.13	16.88	56.00	-	-	2	-	-	3	-	4	6	1	-	16						
BA English	EN03BA901	LITERATURE AND INFORMATION	2016-17	III		47.375	15.8125	63.1875	-	-	1	-	4	-	6	-	1	4	-	-	16					
BA English	EN03BA902	READING PROSE	2016-17	III		27.88	14.19	42.06	-	-	-	-	1	-	1	-	1	5	8	-	16					
BA English	EN03CA901	ENGLISH-EVOLUTION OF LITERATURE	2016-17	III		42.5625	15.5	58.0625	-	-	-	-	1	-	4	-	9	1	1	-	16					

Course Outcome of BA English, Academic Year 2016-17, Semester -III



Programme Outcome of BA English, Academic Year 2016-17, Semester - III



Overall Pass %
50.00

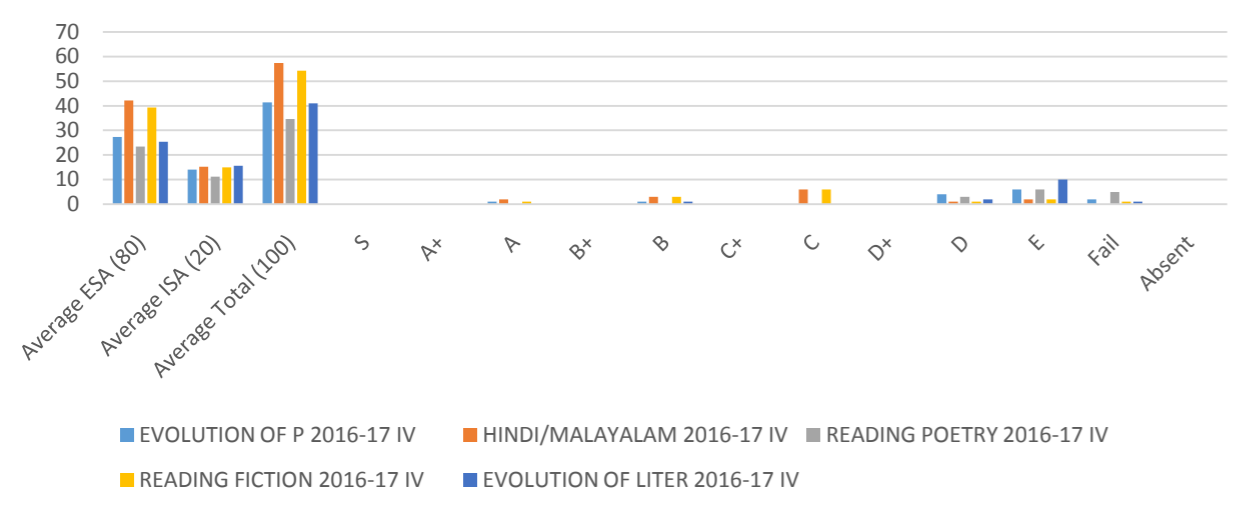
■ ENGLISH RELECTION ON THE 2016-17 III ■ HINDI/MALAYALAM 2016-17 III
 ■ LITERATURE AND INFORMATICS 2016-17 III ■ READING PROSE 2016-17 III
 ■ ENGLISH-EVOLUTION OF LITER 2016-17 III



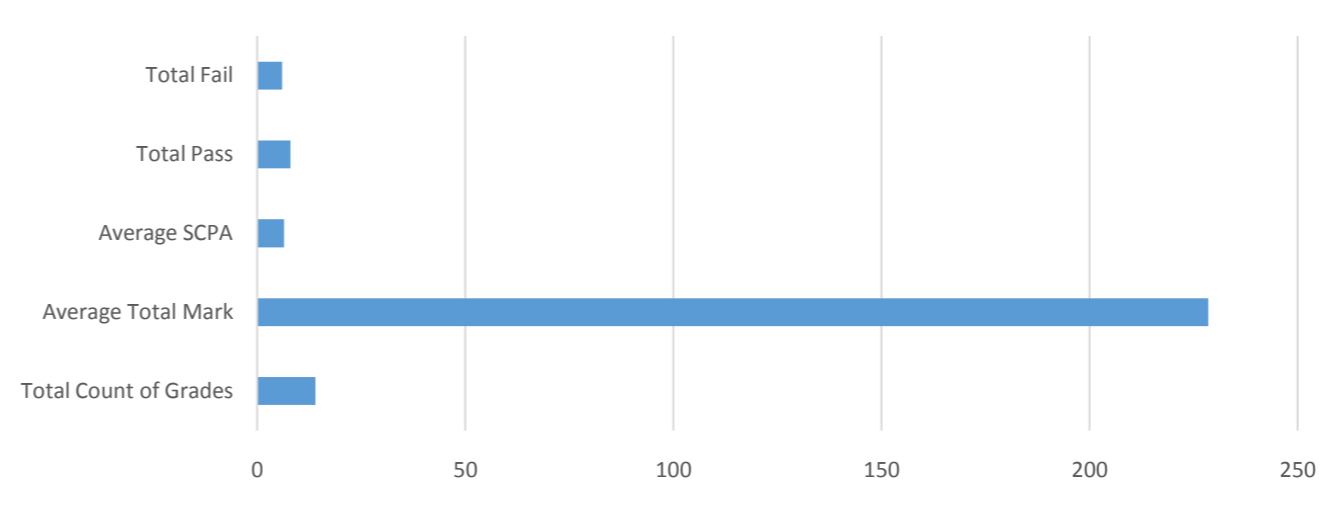
Course & Programme outcome of B.A English, Academic Year 2016-17, Semester - IV

Programme	Course Code	Course	Academic Year	Semester	Handled By	Average ESA (80)	Average ISA (20)	Average Total (100)	S	A+	A	B+	B	C+	C	D+	D	E	Fail	Absent	Total Count of Grades	Average Total Mark	Average SCPA	Total Pass	Total Fail	Total Students Count
B.A English	EN04AA901	EVOLUTION OF P	2016-17	IV		27.38	14.00	41.38	-	-	1	-	1	-	-	-	4	6	2	-	14	228.56	6.45	8	6	14
B.A English		HINDI/MALAYALAM	2016-17	IV		42.19	15.25	57.44	-	-	2	-	3	-	6	-	1	2	-	-	14					
B.A English	EN04BA901	READING POETRY	2016-17	IV		23.44	11.13	34.56	-	-	-	-	-	-	-	-	3	6	5	-	14					
B.A English	EN04BA902	READING FICTION	2016-17	IV		39.31	14.94	54.25	-	-	1	-	3	-	6	-	1	2	1	-	14					
B.A English	EN04CA901	EVOLUTION OF LITER	2016-17	IV		25.31	15.63	40.94	-	-	-	-	1	-	-	-	2	10	1	-	14					

Course outcome of B.A English, Academic Year 2016-17, Semester - IV



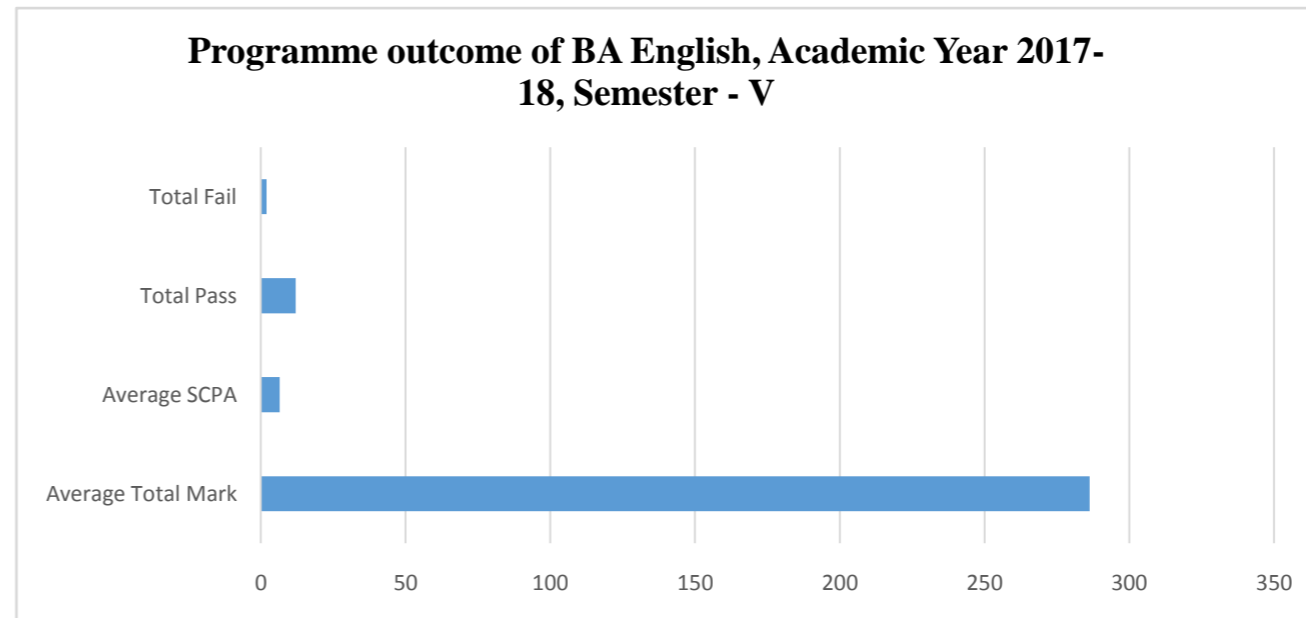
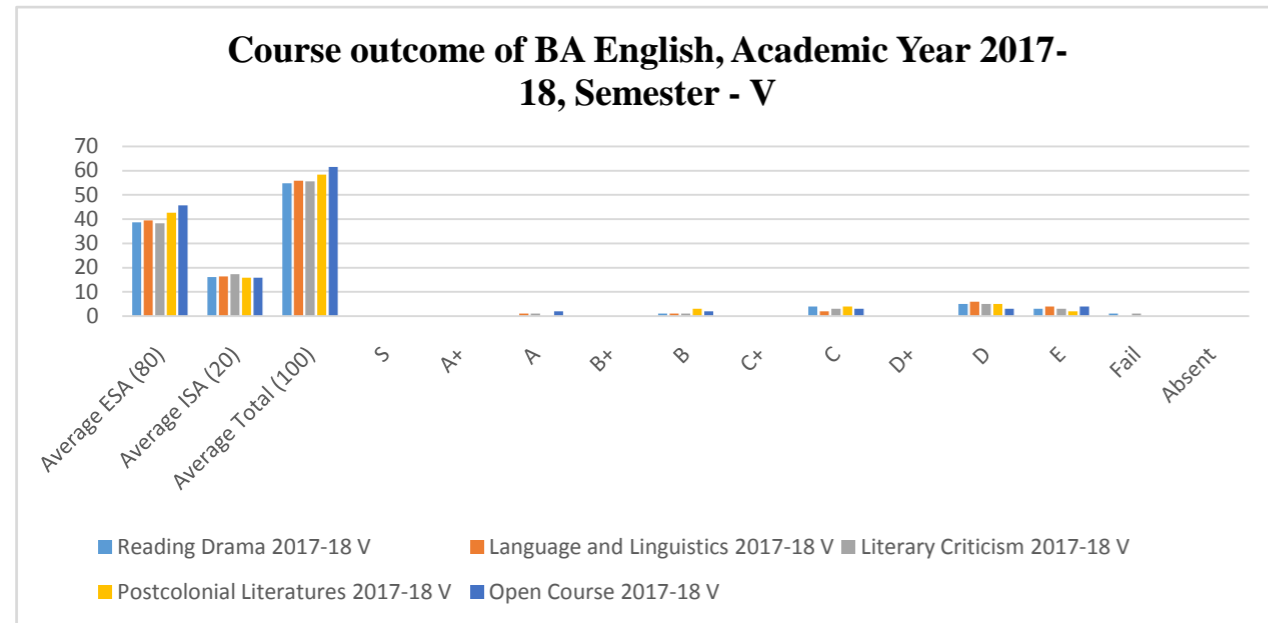
Programme outcome of B.A English, Academic Year 2016-17, Semester - IV



Course & Programme outcome of BA English, Academic Year 2017-18, Semester - V

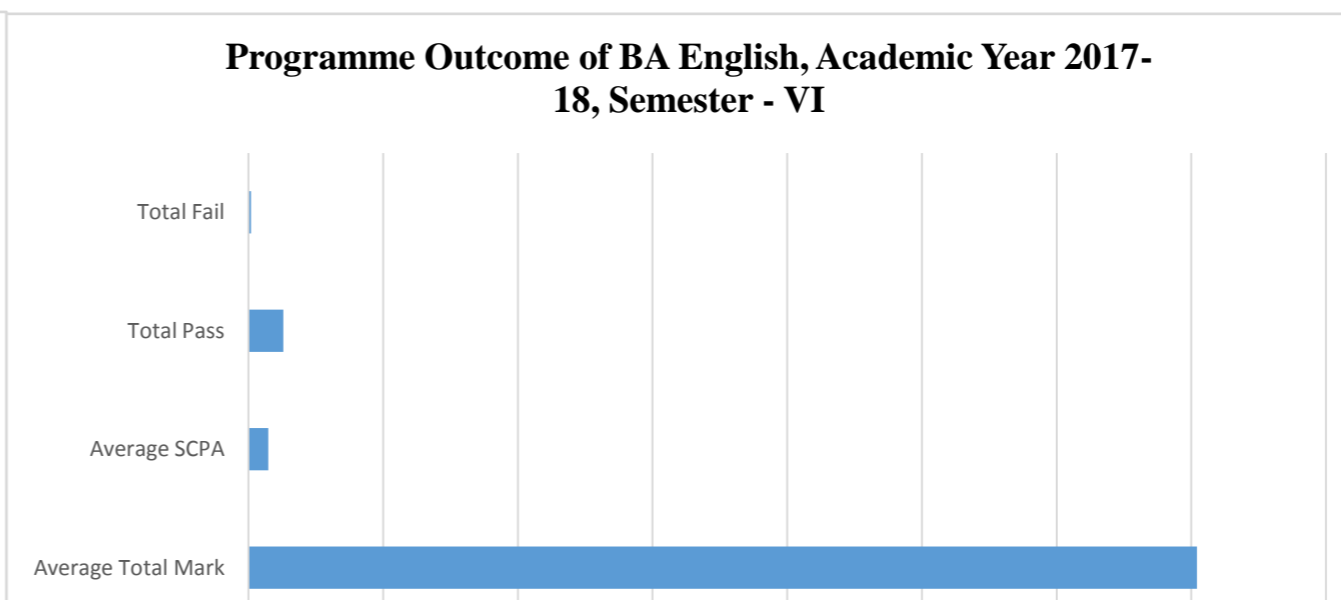
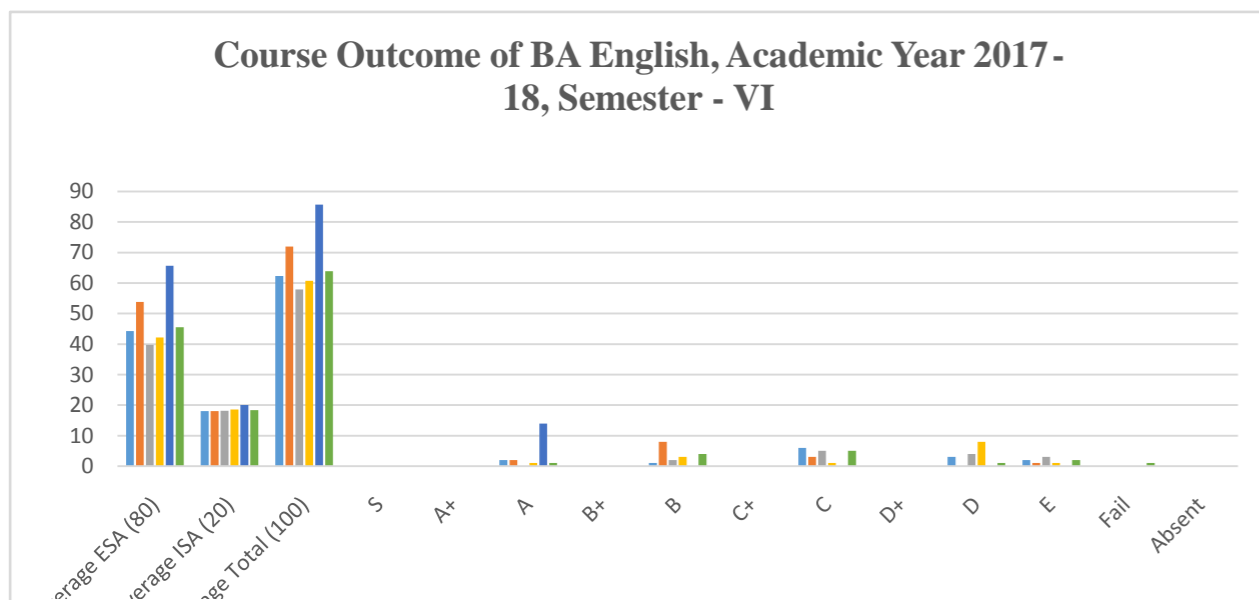
Programme	Course Code	Course	Academic Year	Semester	Handled By	Average ESA (80)	Average ISA (20)	Average Total (100)	S	A+	A	B+	B	C+	C	D+	D	E	Fail	Absent	Total Count of Grades	Average Total Mark	Average SCPA	Total Pass	Total Fail	Total Students Count
BA English	EN05BA901	Reading Drama	2017-18	V		38.64	16.14	54.79	-	-	-	-	1	-	4	-	5	3	1	-	14	286.29	6.55	12	2	14
BA English	ENO5BA902	Language and Linguistics	2017-18	V		39.5	16.43	55.93	-	-	1	-	1	-	2	-	6	4	-	-	14					
BA English	ENO5BA903	Literary Criticism	2017-18	V		38.36	17.29	55.64	-	-	1	-	1	-	3	-	5	3	1	-	14					
BA English	ENO5BA904	Postcolonial Literatures	2017-18	V		42.64	15.79	58.43	-	-	-	-	3	-	4	-	5	2	-	-	14					

BA English		Open Course	2017-18	V		45.71	15.79	61.5	-	-	2	-	2	-	3	-	3	4	-	-	14				
------------	--	-------------	---------	---	--	-------	-------	------	---	---	---	---	---	---	---	---	---	---	---	---	----	--	--	--	--



Overall Pass %
85.71

Course & Programme outcome of BA English, Academic Year 2017-18, Semester - VI																										
Programme	Course Code	Course	Academic Year	Semester	Handled By	Average ESA (80)	Average ISA (20)	Average Total (100)	S	A+	A	B+	B	C+	C	D+	D	E	Fail	Absent	Total Count of Grades	Average Total Mark	Average SCPA	Total Pass	Total Fail	Total Students Count
BA English	EN06BA901	Women's Literatre	2017-18	VI		44.2857	18	62.2857	-	-	2	-	1	-	6	-	3	2	-	-	14	352.13	7.31	13	1	14
BA English	EN06BA902	Indian writing In English	2017-18	VI		53.8571	18.0714	71.9286	-	-	2	-	8	-	3	-	-	1	-	-	14					
BA English	EN06BA903	Comparative Literature	2017-18	VI		39.7857	18.1429	57.9286	-	-	-	-	2	-	5	-	4	3	-	-	14					
BA English	EN06BA904	American Literature	2017-18	VI		42.1429	18.5714	60.7143	-	-	1	-	3	-	1	-	8	1	-	-	14					
BA English	EN06BF901	Project	2017-18	VI		65.7143	20	85.7143	-	-	14	-	-	-	-	-	-	-	-	-	14					
BA English	EN06BB902	Regional Literatures In TAN	2017-18	VI		45.5	18.3571	63.8571	-	-	1	-	4	-	5	-	1	2	1	-	14					



Overall Pass %
92.86

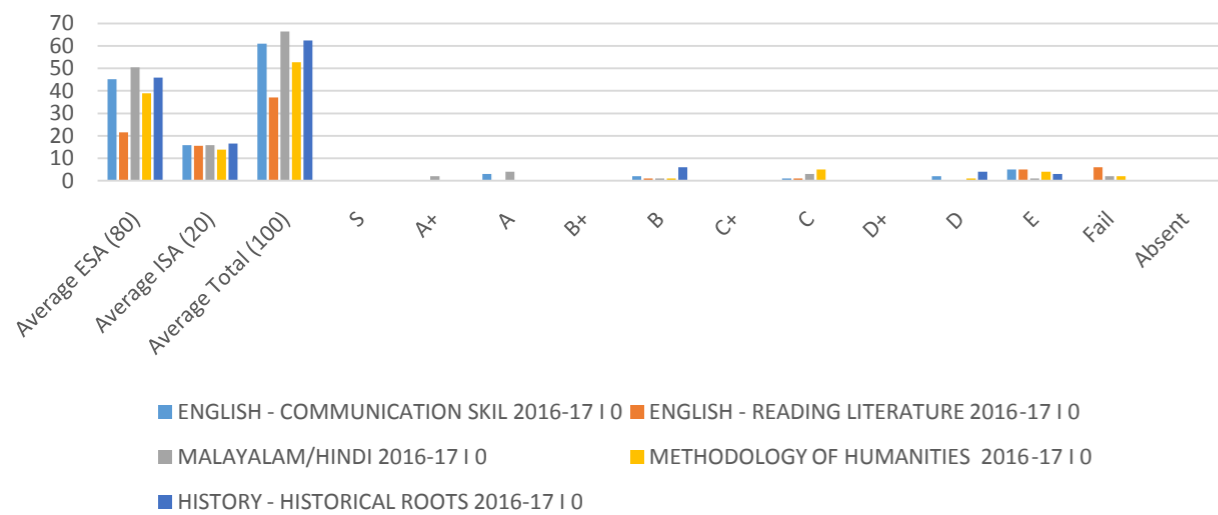


Admission Batch : 2016-19

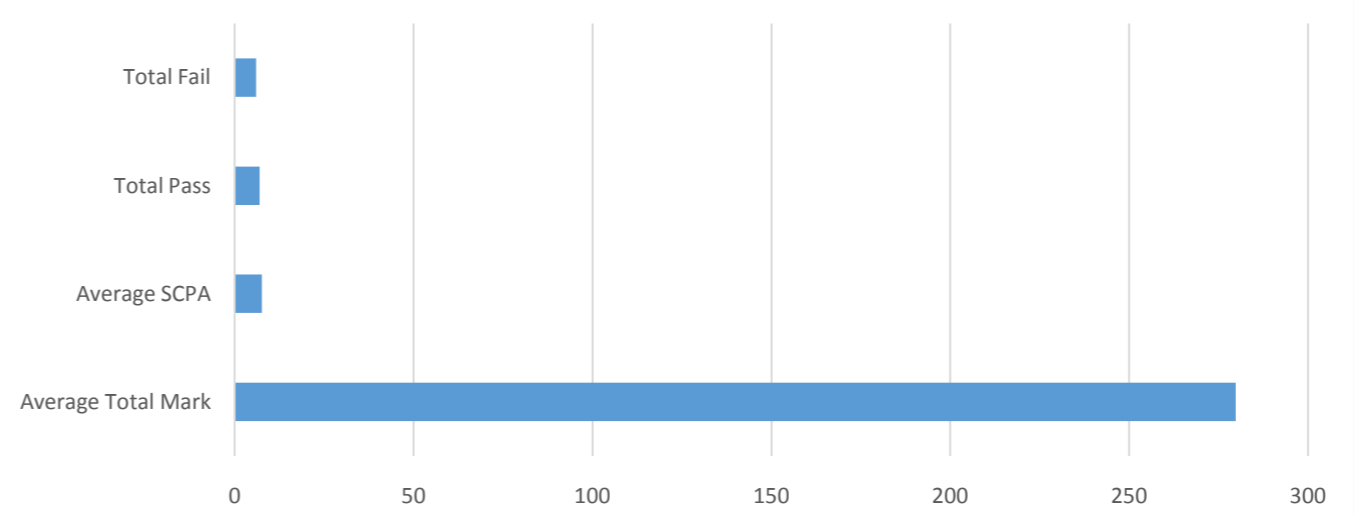
Course & Programme outcome of B A English, Academic Year 2016-17, Semester - I

Programme	Course Code	Course	Academic Year	Semester	Handled By	Average ESA (80)	Average ISA (20)	Average Total (100)	S	A+	A	B+	B	C+	C	D+	D	E	Fail	Absent	Total Count of Grad es	Average Total Mark	Average SCPA	Total Pass	Total Fail	Total Students Count
B A English	EN01AA901	ENGLISH - COMMUNICATION SKIL	2016-17	I		45.2308	15.8462	61.0769	-	-	3	-	2	-	1	-	2	5	-	-	13	279.77	7.61	7	6	13
B A English	EN01AA902	ENGLISH - READING LITERATURE	2016-17	I		21.5385	15.5385	37.0769	-	-	-	-	1	-	1	-	-	5	6	-	13					
B A English		MALAYALAM/HINDI	2016-17	I		50.5385	15.8462	66.3846	-	2	4	-	1	-	3	-	-	1	2	-	13					
B A English	EN01BA901	METHODOLOGY OF HUMANITIES	2016-17	I		38.9231	13.8462	52.7692	-	-	-	-	1	-	5	-	1	4	2	-	13					
B A English	HY01CAA02	HISTORY - HISTORICAL ROOTS	2016-17	I		45.9231	16.5385	62.4615	-	-	-	-	6	-	-	-	4	3	-	-	13					

Course outcome of B A English, Academic Year 2016-17, Semester - I



Programme outcome of B A English, Academic Year 2016-17, Semester - I



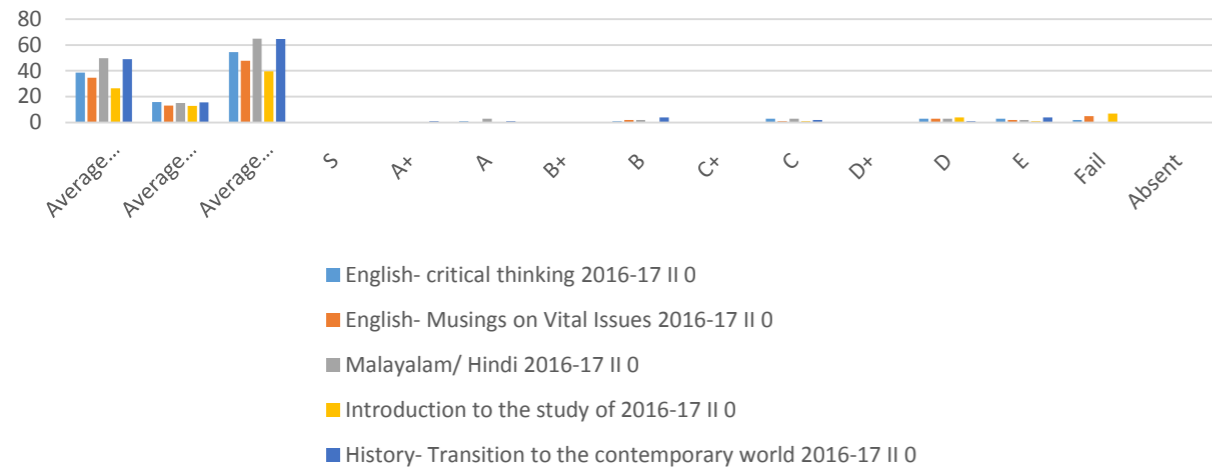
Overall Pass %
53.85

Course & Programme outcome of B.A English, Academic Year 2016-17, Semester - II

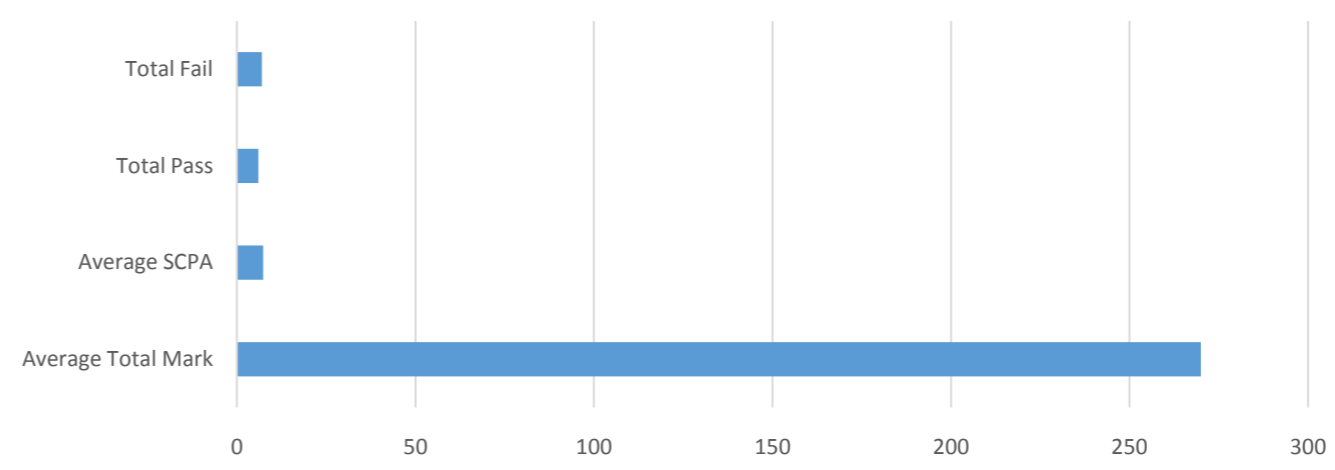
Programme	Course Code	Course	Academic Year	Semester	Handled By	Average ESA (80)	Average ISA (20)	Average Total (100)	S	A+	A	B+	B	C+	C	D+	D	E	Fail	Absent	Total Count of Grad es	Average Total Mark	Average SCPA	Total Pass	Total Fail	Total Students Count
B.A English	EN02AA901	English- critical thinking	2016-17	II		38.6923	15.7692	54.4615	-	-	1	-	1	-	3	-	3	3	2	-	13					
B.A English	EN02AA902	English- Musings on Vital	2016-17	II		34.7692	13.1538	47.9231	-	-	-	-	2	-	1	-	3	2	5	-	13					

B.A English		Malayalam/ Hindi	2016-17	II		49.6923	15.2308	64.9231	-	-	3	-	2	-	3	-	3	2	-	-	13	270	7.39	6	7	13
B.A English	EN02BA901	Introduction to the study of	2016-17	II		26.6154	13	39.6154	-	-	-	-	-	-	1	-	4	1	7	-	13					
B.A English	HY02CA901	contemporary world	2016-17	II		48.9231	15.6923	64.6154	-	1	1	-	4	-	2	-	1	4	-	-	13					

Course outcome of B.A English, Academic Year 2016-17, Semester - II



Programme outcome of B.A English, Academic Year 2016-17, Semester - II



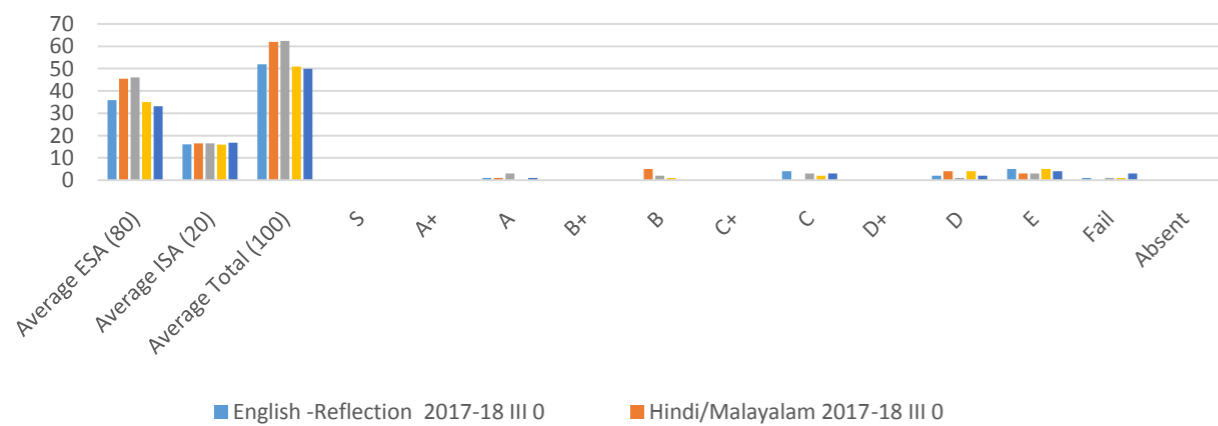
Overall Pass %

46.15

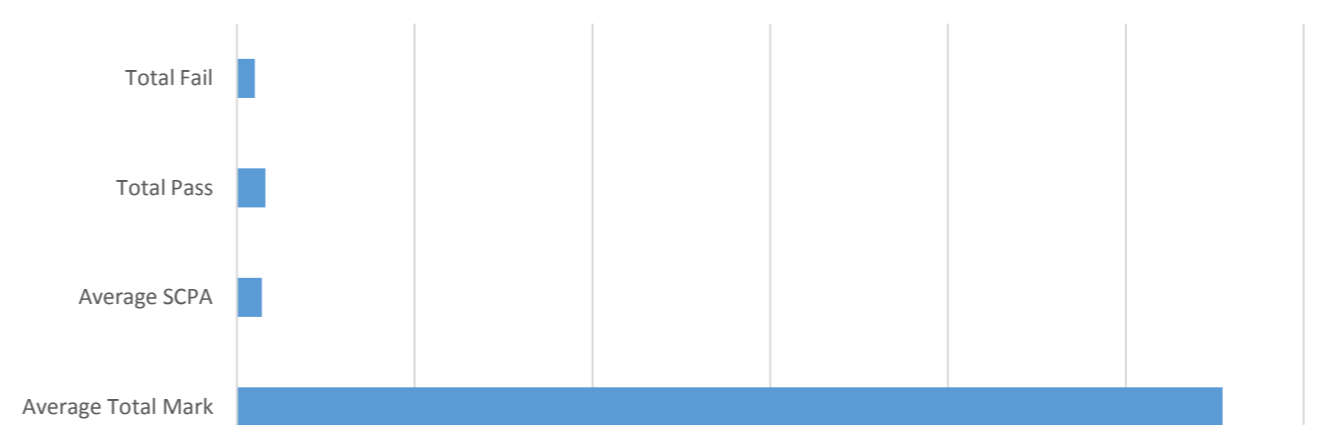
Course & Programme outcome of BA English, Academic Year 2017-18, Semester - III

Programme	Course Code	Course	Academic Year	Semester	Handled By	Average ESA (80)	Average ISA (20)	Average Total (100)	S	A+	A	B+	B	C+	C	D+	D	E	Fail	Absent	Total Count of Grades	Average Total Mark	Average SCPA	Total Pass	Total Fail	Total Students Count
BA English	EN05BA901	English -Reflection	2017-18	III		35.9231	16	51.92	-	-	1	-	-	-	4	-	2	5	1	-	13	277.23	6.98	8	5	13
BA English		Hindi/Malayalam	2017-18	III		45.4615	16.5385	62	-	-	1	-	5	-	-	-	4	3	-	-	13					
BA English	EN03BA901	Literature And Information	2017-18	III		46	16.4615	62.4615	-	-	3	-	2	-	3	-	1	3	1	-	13					
BA English	EN03BA902	Reading Prose	2017-18	III		35.00	15.92	50.92	-	-	-	-	1	-	2	-	4	5	1	-	13					
BA English	EN03CA901	English -Evolution of Liter	2017-18	III		33.0769	16.8462	49.9231	-	-	1	-	-	-	3	-	2	4	3	-	13					

Course outcome of BA English , Academic Year 2017-18, Semester - III



Programme Outcome of BA English , Academic Year 2017-18, Semester - III



Overall Pass %

61.54

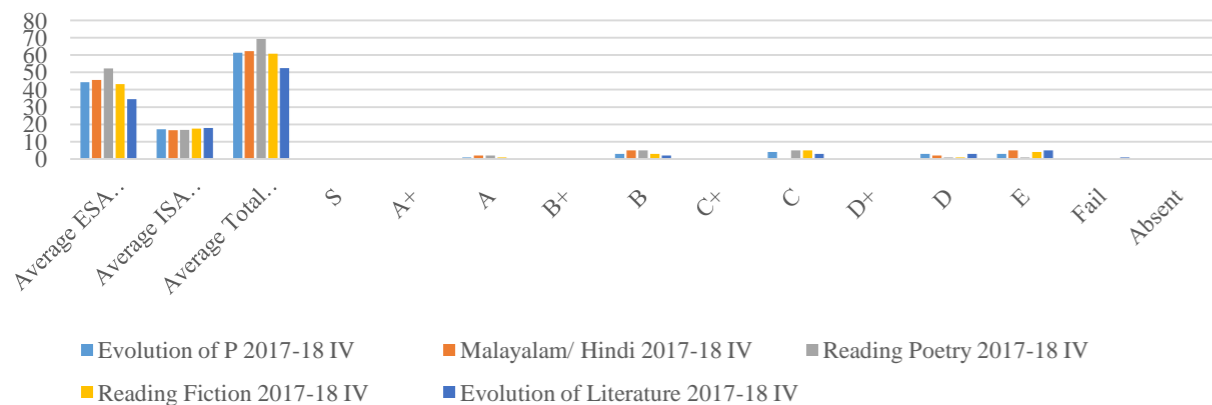
■ Literature And Information 2017-18 III 0 ■ Reading Prose 2017-18 III 0
 ■ English -Evolution of Liter 2017-18 III 0



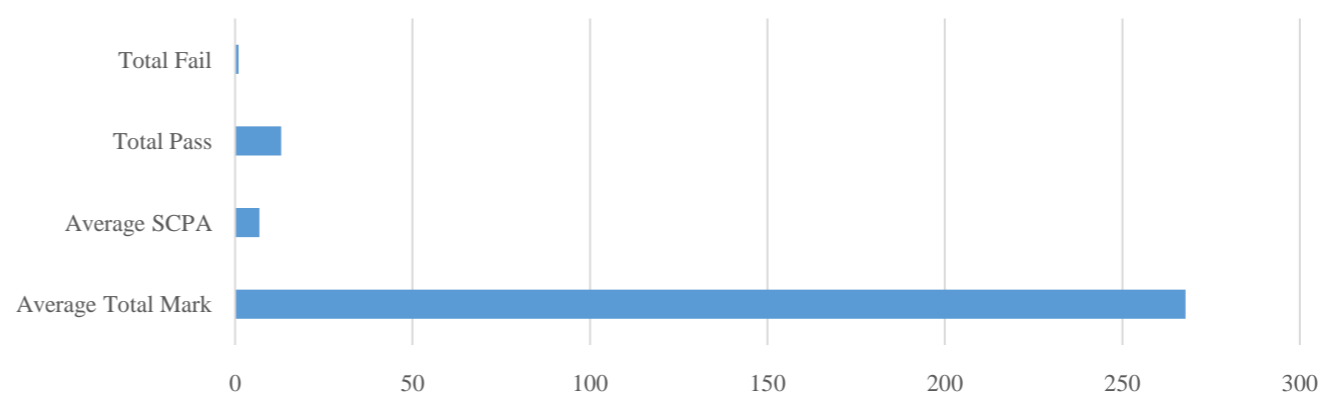
Course & Programme outcome of BA English, Academic Year 2017-18, Semester - IV

Programme	Course Code	Course	Academic Year	Semester	Handled By	Average ESA (80)	Average ISA (20)	Average Total (100)	S	A+	A	B+	B	C+	C	D+	D	E	Fail	Abse nt	Total Count of Grad es	Averag e Total Mark	Avera ge SCPA	Tota l Pass	Total Fail	Total Stude nts Count
BA English	EN04AA901	Evolution of P	2017-18	IV		44.29	17.14	61.43	-	-	1	-	3	-	4	-	3	3	-	-	14	267.81	6.85	13	1	14
BA English		Malayalam/ Hindi	2017-18	IV		45.64	16.57	62.21	-	-	2	-	5	-	-	-	2	5	-	-	14					
BA English	EN04BA901	Reading Poetry	2017-18	IV		52.3571	16.8571	69.2143	-	-	2	-	5	-	5	-	1	1	-	-	14					
BA English	EN04BA902	Reading Fiction	2017-18	IV		43.14	17.64	60.79	-	-	1	-	3	-	5	-	1	4	-	-	14					
BA English	EN04CA901	Evolution of Literature	2017-18	IV		34.5	17.9286	52.4286	-	-	-	-	2	-	3	-	3	5	1	-	14					

Course Outcome of BA English, Academic Year 2017-18, Semester -IV



Programme Outcome of BA English, Academic Year 2017-18, Semester - IV

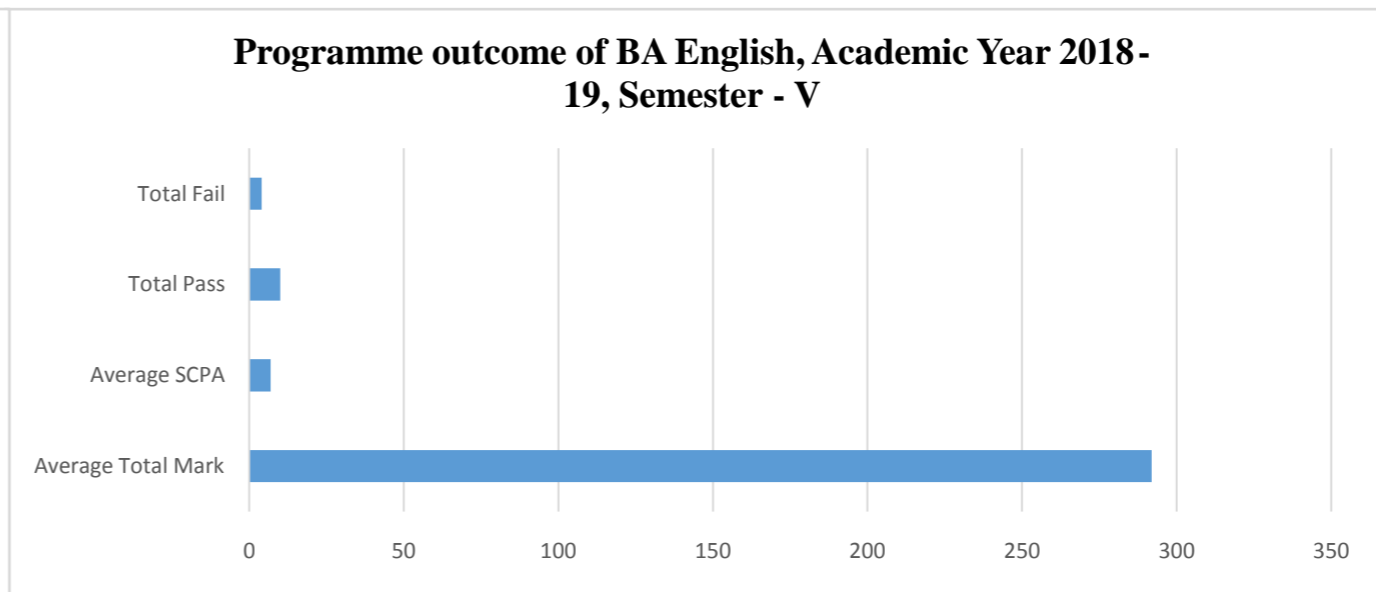
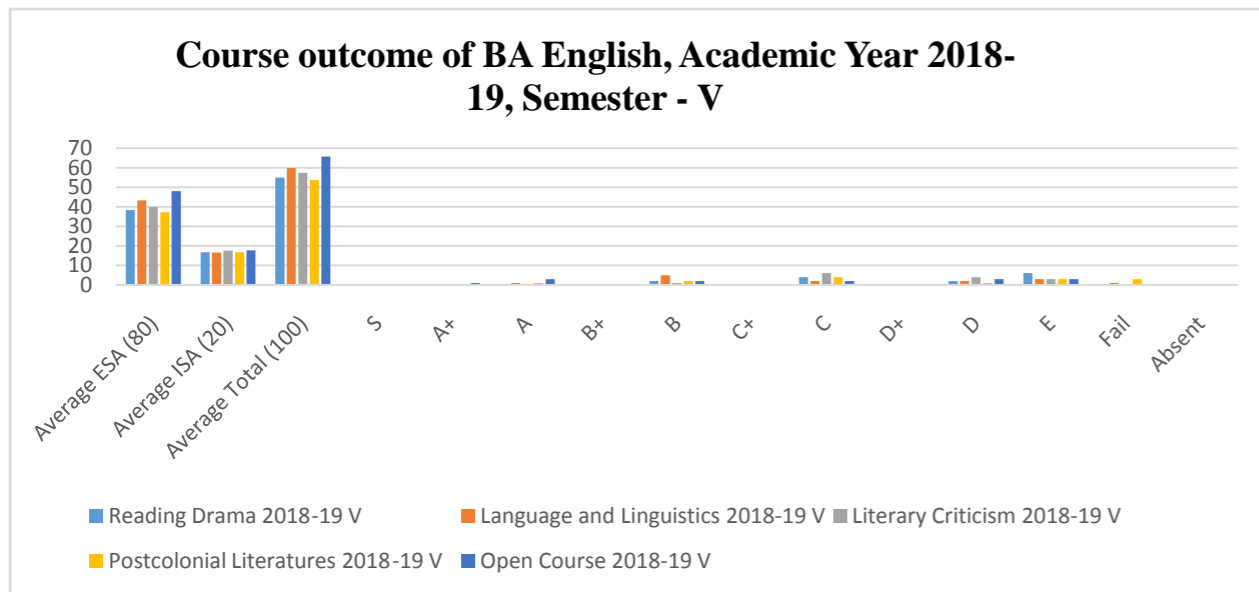


Overall Pass %
92.86

Course & Programme outcome of BA English, Academic Year 2018-19, Semester - V


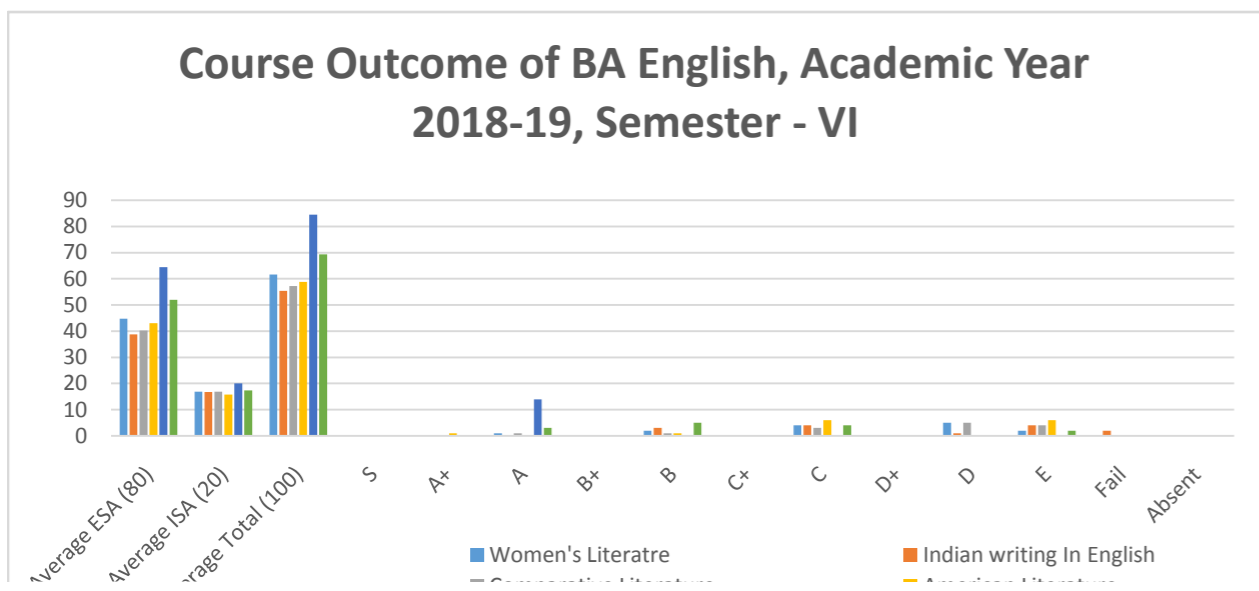
Programme	Course Code	Course	Academic Year	Semester	Handled By	Average ESA (80)	Average ISA (20)	Average Total (100)	S	A+	A	B+	B	C+	C	D+	D	E	Fail	Abse nt	Total Count of Grad es	Averag e Total Mark	Avera ge SCPA	Tota l Pass	Total Fail	Total Stude nts Count
BA English	EN05BA901	Reading Drama	2018-19	V		38.3571	16.6429	55	-	-	-	-	2	-	4	-	2	6	-	-	14	291.86	6.93	10	4	14
BA English	ENO5BA902	Language and Linguistics	2018-19	V		43.3571	16.5	59.8571	-	-	1	-	5	-	2	-	2	3	1	-	14					
BA English	ENO5BA903	Literary Criticism	2018-19	V		39.8571	17.5714	57.4286	-	-	-	-	1	-	6	-	4	3	-	-	14					

BA English	ENO5BA904	Postcolonial Literatures	2018-19	V		37.1429	16.6429	53.7857	-	-	1	-	2	-	4	-	1	3	3	-	14
BA English		Open Course	2018-19	V		48.0714	17.7143	65.7857	-	1	3	-	2	-	2	-	3	3	-	-	14



Overall Pass %
71.43

Course & Programme outcome of BA English, Academic Year 2018-19, Semester - VI																										
Programme	Course Code	Course	Academic Year	Semester	Handled By	Average ESA (80)	Average ISA (20)	Average Total (100)	S	A+	A	B+	B	C+	C	D+	D	E	Fail	Absent	Total Count of Grades	Average Total Mark	Average SCPA	Total Pass	Total Fail	Total Students Count
BA English	EN06BA901	Women's Literature	2018-19	VI		44.7143	16.8571	61.5714	-	-	1	-	2	-	4	-	5	2	-	-	14	386.79	7.14	12	2	14
BA English	EN06BA902	Indian writing In English	2018-19	VI		38.7143	16.7143	55.4286	-	-	-	-	3	-	4	-	1	4	2	-	14					
BA English	EN06BA903	Comparative Literature	2018-19	VI		40.2857	16.9286	57.2143	-	-	1	-	1	-	3	-	5	4	-	-	14					
BA English	EN06BA904	American Literature	2018-19	VI		43.0714	15.7143	58.7857	-	1	-	-	1	-	6	-	-	6	-	-	14					
BA English	EN06BF901	Project	2018-19	VI		64.5	20	84.5	-	-	14	-	-	-	-	-	-	-	-	-	14					
BA English	EN06BB902	Regional Literatures In Trans	2018-19	VI		51.9286	17.3571	69.2857	-	-	3	-	5	-	4	-	-	2	-	-	14					



Overall Pass %
85.71

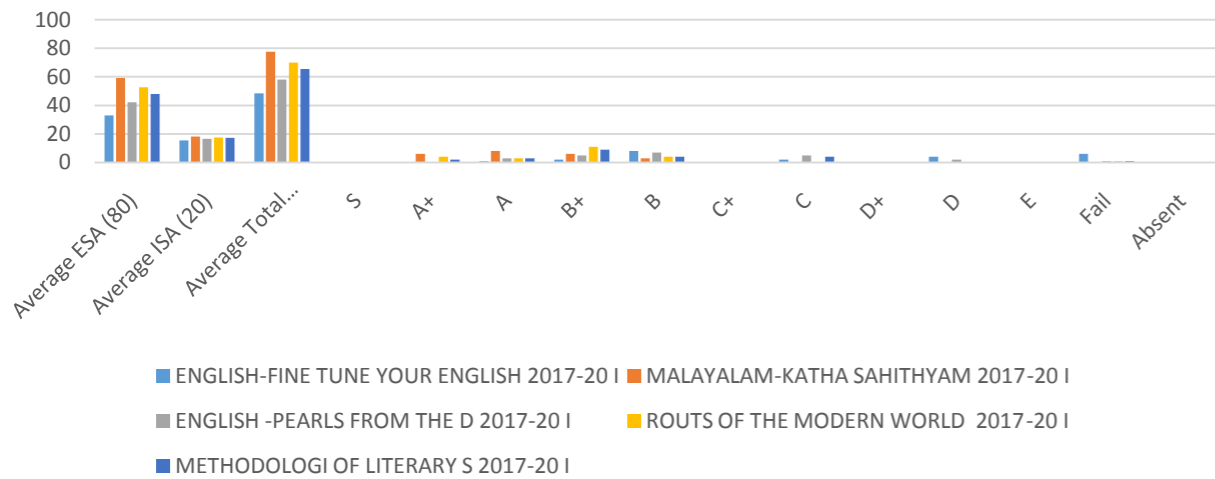


Admission Batch : 2017-20

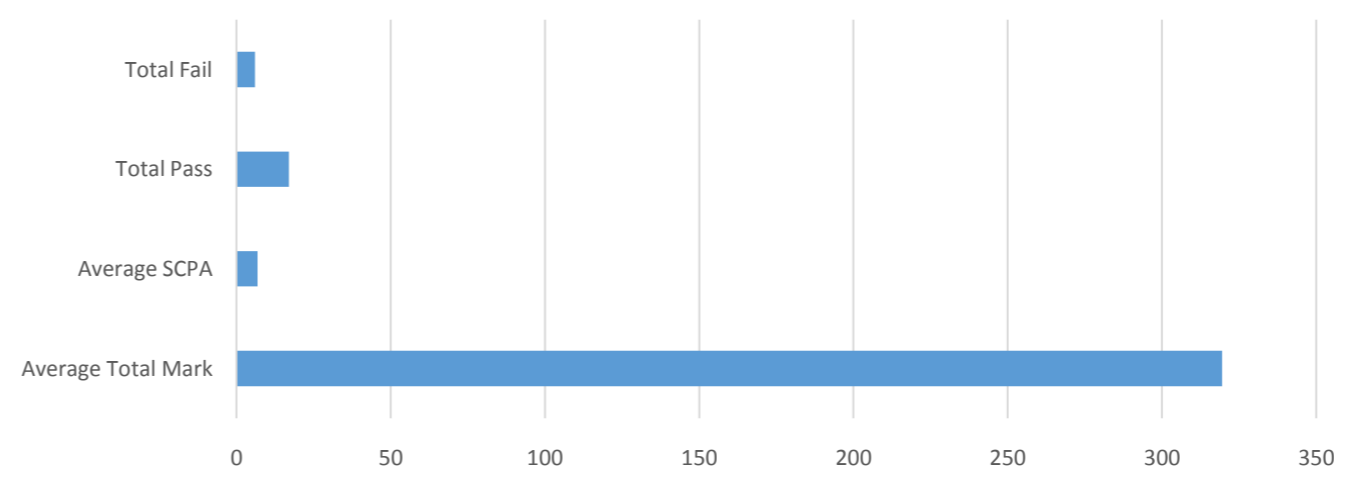
Course & Programme outcome of B.A English, Academic Year 2017-20, Semester - I

Programme	Course Code	Course	Academic Year	Semester	Handl	Average ESA (80)	Average ISA (20)	Average Total	S	A+	A	B+	B	C+	C	D+	D	E	Fail	Absent	Total Count	Average Total	Average	Total	Total Fail	Total Studen
B.A English	EN1CCT01	ENGLISH-FINE TUNE YOUR ENGLISH	2017-20	I		32.87	15.57	48.43	-	-	1	2	8	-	2	-	4	-	6	-	23	319.48	6.88	17	6	23
B.A English	ML1CCT01	MALAYALAM-KATHA SAHITHYAM	2017-20	I		59.22	18.26	77.48	-	6	8	6	3	-	-	-	-	-	-	-	23					
B.A English	EN1CCT02	ENGLISH -PEARLS FROM THE PAST	2017-20	I		42.08	16.62	58.13	-	-	3	5	7	-	5	-	2	-	1	-	23					
B.A English	HY1CMT01	ROOTS OF THE MODERN WORLD	2017-20	I		52.65	17.39	70.04	-	4	3	11	4	-	-	-	-	-	1	-	23					
B.A English	EN1CRT01	METHODOLOGI OF LITERARY STUDIES	2017-20	I		48.09	17.30	65.39	-	2	3	9	4	-	4	-	-	-	1	-	23					

Course outcome of B.A English, Academic Year 2017-20, Semester - I



Programme outcome of B.A English, Academic Year 2017-20, Semester - I



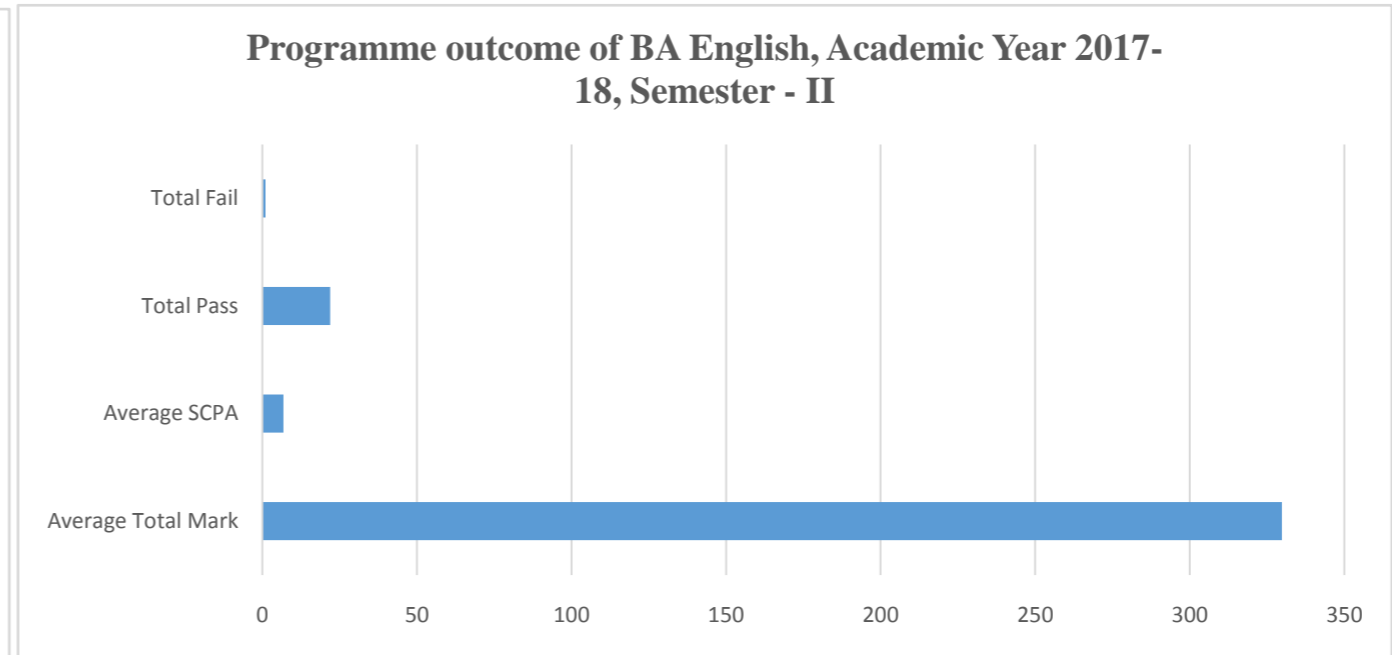
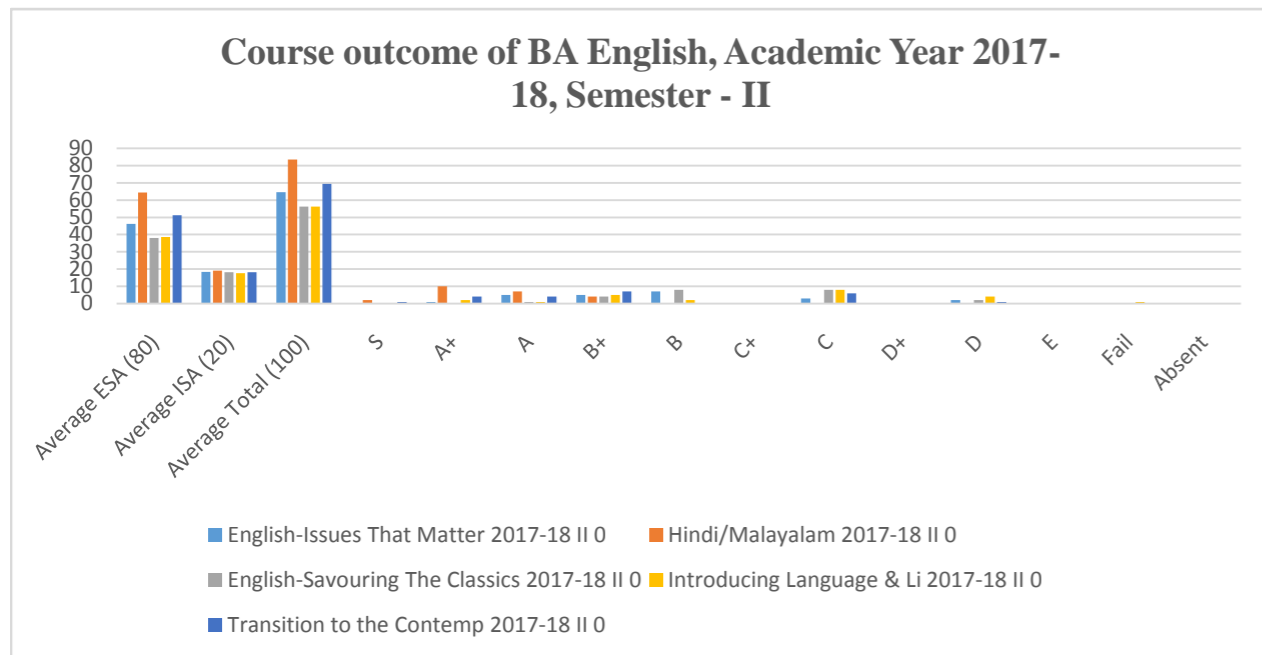
Overall Pass %

73.91

Course & Programme outcome of BA English, Academic Year 2017-18, Semester - II


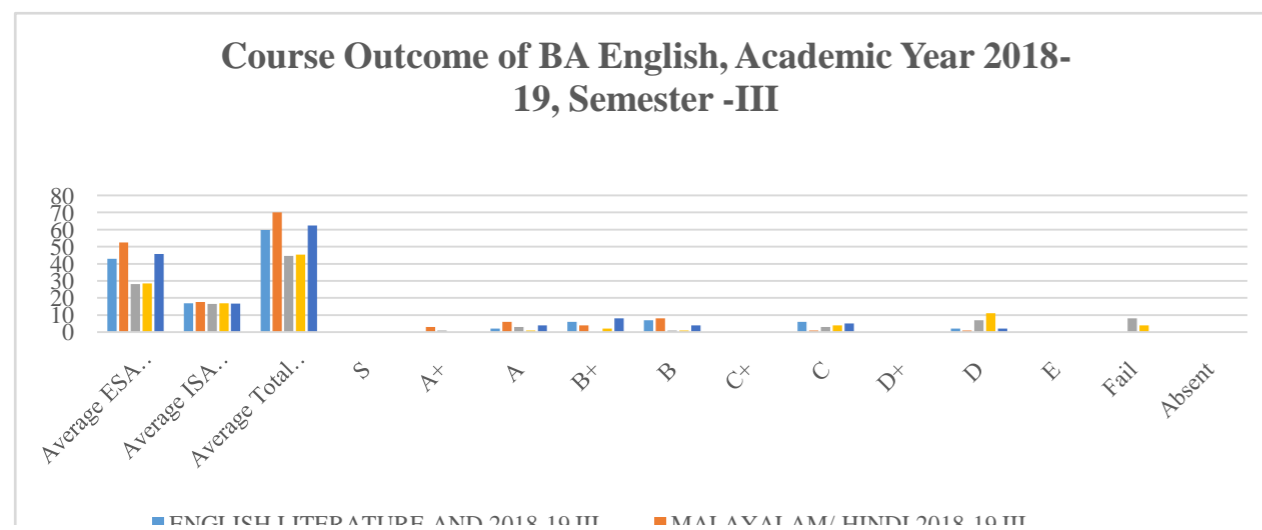
Programme	Course Code	Course	Academic Year	Semester	Handl	Average ESA (80)	Average ISA (20)	Average Total	S	A+	A	B+	B	C+	C	D+	D	E	Fail	Absent	Total Count	Average Total	Average	Total	Total Fail	Total Studen
BA English	EN2CCT03	English-Issues That Matter	2017-18	II		46.1739	18.3478	64.5217	-	1	5	5	7	-	3	-	2	-	-	-	23	329.83	6.815	22	1	23
BA English		Hindi/Malayalam	2017-18	II		64.4783	19.0435	83.5217	2	#	7	4	-	-	-	-	-	-	-	-	23					
BA English	EN2CCT04	English-Savouring The Classics	2017-18	II		38	18.2174	56.2174	-	-	1	4	8	-	8	-	2	-	-	-	23					
BA English	EN2CRT02	Introducing Language & Literature	2017-18	II		38.6087	17.5652	56.1739	-	2	1	5	2	-	8	-	4	-	1	-	23					

BA English	HY2CMT03	Transition to the Contemp	2017-18	II		51.1739	18.2174	69.3913	1	4	4	7	-	-	6	-	1	-	-	-	23					
------------	----------	---------------------------	---------	----	--	---------	---------	---------	---	---	---	---	---	---	---	---	---	---	---	---	----	--	--	--	--	--



Overall Pass %
95.65

Course & Programme outcome of BA English, Academic Year 2018-19, Semester - III																										
Programme	Course Code	Course	Academic Year	Semester	Handl	Average ESA (80)	Average ISA (20)	Average Total	S	A+	A	B+	B	C+	C	D+	D	E	Fail	Abse nt	Total Count	Averag e Total	Avera ge	Tota l	Total Fail	Total Stude
BA English	EN3CCT05	ENGLISH LITERATURE AND	2018-19	III		42.91	16.78	59.70	-	-	2	6	7	-	6	-	2	-	-	-	23	282.13	6.243	14	9	23
BA English		MALAYALAM/ HINDI	2018-19	III		52.48	17.57	70.04	-	3	6	4	8	-	1	-	1	-	-	-	23					
BA English	EN3CMT03	EVOLUTION OF LITERARY M	2018-19	III		28.1304	16.4348	44.5652	-	1	3	-	1	-	3	-	7	-	8	-	23					
BA English	EN3CRT04	SYMPHONY OF VERSE	2018-19	III		28.48	16.91	45.39	-	-	1	2	1	-	4	-	11	-	4	-	23					
BA English	EN3CRT03	HARMONY OF PROSE	2018-19	III		45.6957	16.7391	62.4348	-	-	4	8	4	-	5	-	2	-	-	-	23					



Overall Pass %
60.87

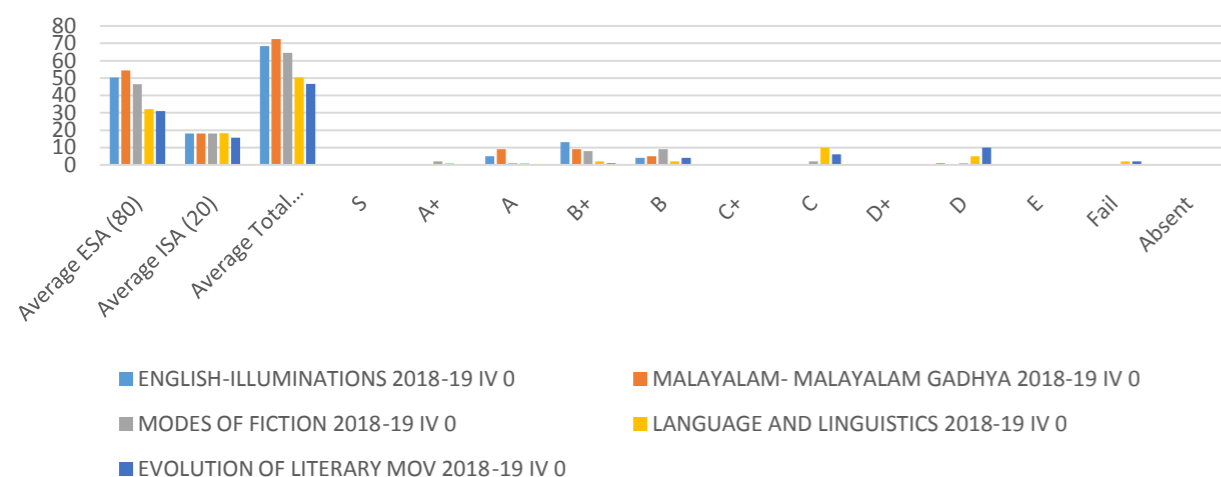
■ ENGLISH LITERATURE AND 2018-19 III ■ MALAYALAM- MALAYALAM 2018-19 III
 ■ EVOLUTION OF LITERARY MOV 2018-19 III ■ SYMPHONY OF VERSE 2018-19 III
 ■ HARMONY OF PROSE 2018-19 III



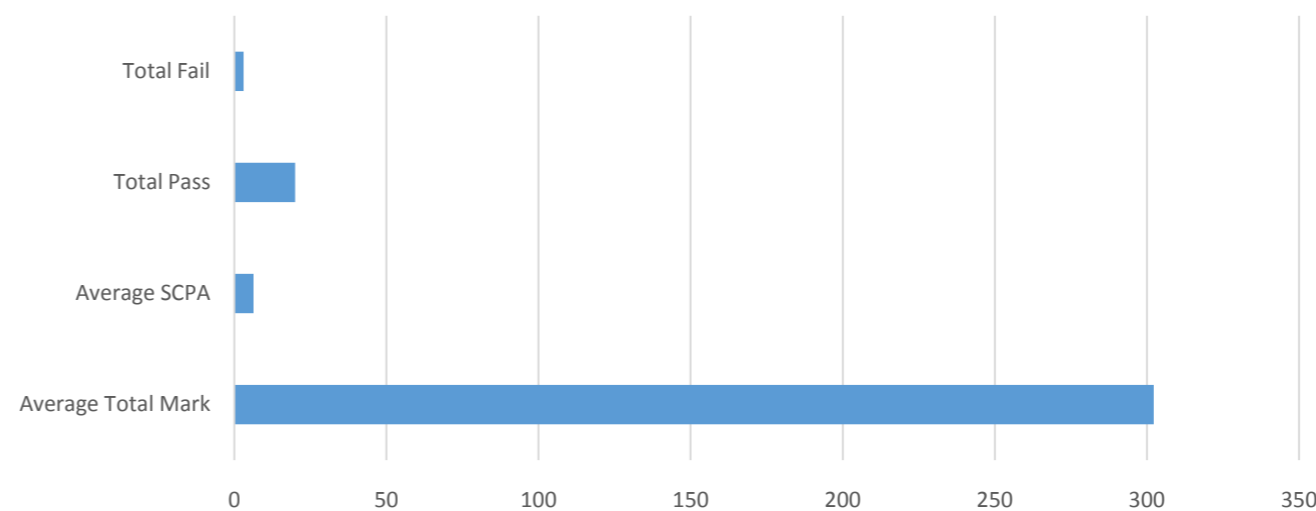
Course & Programme outcome of BA English, Academic Year 2018-19, Semester - IV

Programme	Course Code	Course	Academic Year	Semester	Handl	Average ESA (80)	Average ISA (20)	Average Total	S	A+	A	B+	B	C+	C	D+	D	E	Fail	Absent	Total Count	Average Total	Average	Total	Total Fail	Total Studen
BA English	EN4CCT06	ENGLISH-ILLUMINATIONS	2018-19	IV		50.2609	18.087	68.35	-	-	5	13	4	-	-	-	1	-	-	-	23	302.22	6.285	20	3	23
BA English	ML4CCT04	MALAYALAM- MALAYALAM	2018-19	IV		54.3913	18	72.3913	-	-	9	9	5	-	-	-	-	-	-	-	23					
BA English	EN4CRT05	MODES OF FICTION	2018-19	IV		46.5217	18	64.5217	-	2	1	8	9	-	2	-	1	-	-	-	23					
BA English	EN4CRT06	LANGUAGE AND LINGUISTICS	2018-19	IV		32.13	18.22	50.35	-	1	1	2	2	-	10	-	5	-	2	-	23					
BA English	EN4CMT04	EVOLUTION OF LITERARY MOV	2018-19	IV		30.9565	15.6522	46.6087	-	-	-	1	4	-	6	-	10	-	2	-	23					

Course outcome of BA English, Academic Year 2018-19, Semester - IV



Programme Outcome of BA English, Academic Year 2018-19, Semester - IV



Overall Pass %

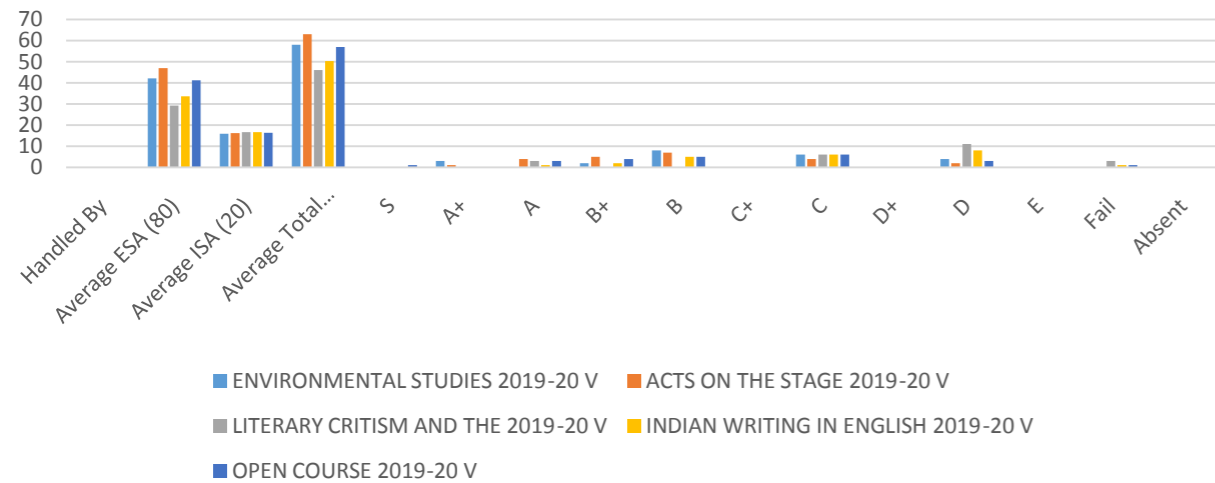
86.96

Course & Programme outcome of BA English, Academic Year 2019-20, Semester - V

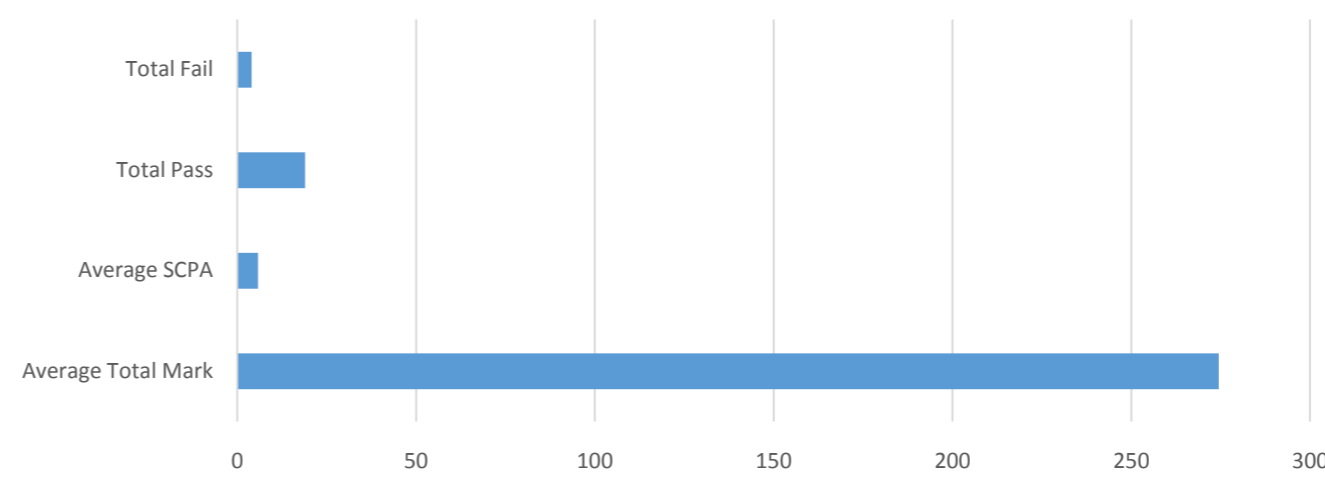
Programme	Course Code	Course	Academic Year	Semester	Handl	Average ESA (80)	Average ISA (20)	Average Total	S	A+	A	B+	B	C+	C	D+	D	E	Fail	Absent	Total Count	Average Total	Average	Total	Total Fail	Total Studen
BA English	EN5CRT01	ENVIRONMENTAL STUDIES	2019-20	V		42.1304	15.913	58.0435	-	3	-	2	8	-	6	-	4	-	-	-	23	274.48	5.86	19	4	23
BA English	EN5CRT07	ACTS ON THE STAGE	2019-20	V		46.913	16.1739	63.087	-	1	4	5	7	-	4	-	2	-	-	-	23					
BA English	EN5CRT08	LITERARY CRITISM AND TH	2019-20	V		29.2609	16.7391	46	-	-	3	-	-	-	6	-	11	-	3	-	23					

BA English	EN5CRT09	INDIAN WRITING IN ENGLISH	2019-20	V		33.6087	16.6957	50.3043	-	-	1	2	5	-	6	-	8	-	1	-	23
BA English		OPEN COURSE	2019-20	V		41.2174	16.4348	57.0435	1	-	3	4	5	-	6	-	3	-	1	-	23

Course outcome of BA English, Academic Year 2019-20, Semester - V



Programme outcome of BA English, Academic Year 2019-20, Semester - V

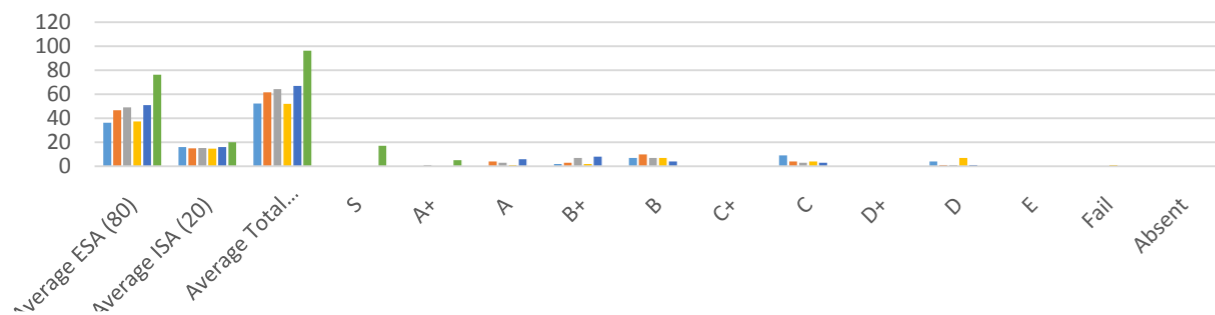


Overall Pass %
82.61

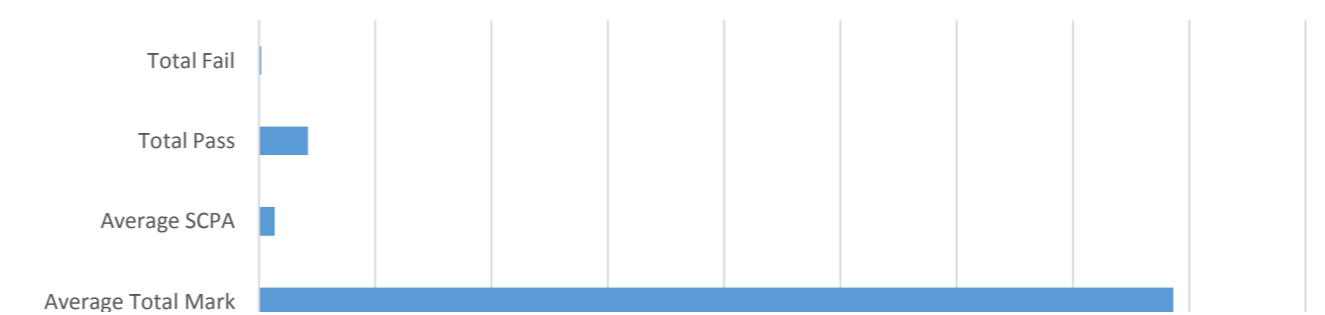
Course & Programme outcome of BA English, Academic Year 2019-20, Semester - VI

Programme	Course Code	Course	Academic Year	Semester	Handled By	Average ESA (80)	Average ISA (20)	Average Total (100)	S	A+	A	B+	B	C+	C	D+	D	E	Fail	Absent	Total Count of Grades	Average Total Mark	Average SCPA	Total Pass	Total Fail	Total Students Count
BA English	EN6CBT03	Regional Literature	2019-20	VI		36.2727	16.0455	52.3182	-	-	-	2	7	-	9	-	4	-	-	-	22	393.14	6.72	21	1	22
BA English	EN6CRT10	Postcolonial Literatures	2019-20	VI		46.7727	14.8182	61.5909	-	-	4	3	10	-	4	-	1	-	-	-	22					
BA English	EN6CRT11	Women Writing	2019-20	VI		48.9545	15.3182	64.2727	-	1	3	7	7	-	3	-	1	-	-	-	22					
BA English	EN6CRT12	American Literature	2019-20	VI		37.3182	14.5909	51.9091	-	-	1	2	7	-	4	-	7	-	1	-	22					
BA English	EN6CRT13	Modern World Literature	2019-20	VI		51	15.9091	66.9091	-	-	6	8	4	-	3	-	1	-	-	-	22					
BA English	EN6PRT02	Project	2019-20	VI		76.1364	20	96.1364	17	5	-	-	-	-	-	-	-	-	-	-	22					

Course Outcome of BA English, Academic Year 2019-20, Semester - VI

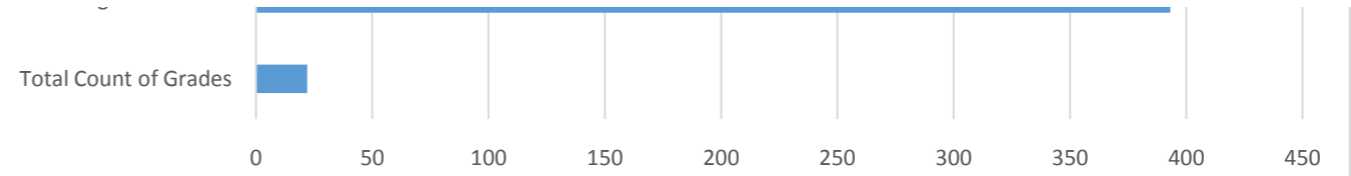


Programme Outcome of BA English, Academic Year 2019-20, Semester - VI



Overall Pass %
95.45

- Regional Literature 2019-20 VI
- Postcolonial Literatures 2019-20 VI
- Women Writing 2019-20 VI
- American Literature 2019-20 VI
- Modern World Literature 2019-20 VI
- Project 2019-20 VI

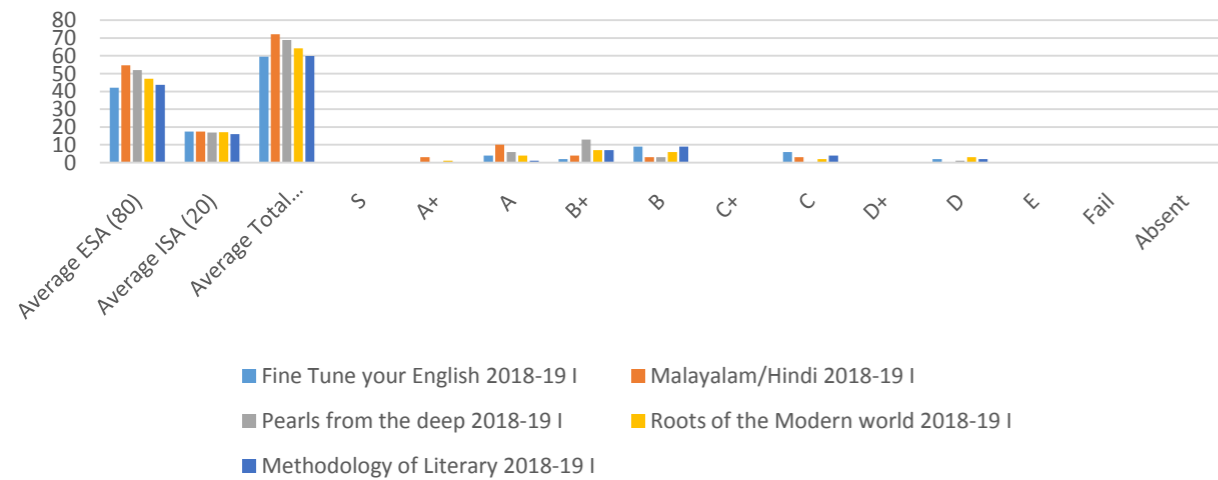


Admission Batch : 2018-21

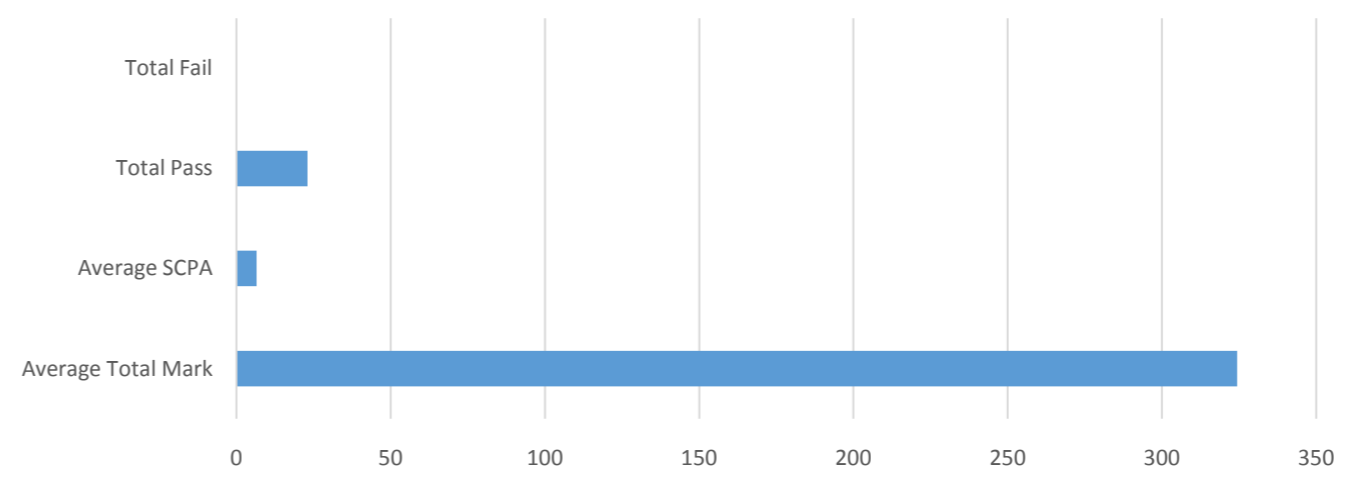
Course & Programme outcome of B.A English, Academic Year 2018-19, Semester - I

Programme	Course Code	Course	Academic Year	Semester	Handled By	Average ESA (80)	Average ISA (20)	Average Total (100)	S	A+	A	B+	B	C+	C	D+	D	E	Fail	Absent	Total Count of Grades	Average Total Mark	Average SCPA	Total Pass	Total Fail	Total Students Count
B.A English	EN1CCT01	Fine Tune your English	2018-19	I		42.09	17.48	59.57	-	-	4	2	9	-	6	-	2	-	-	-	23	324.39	6.53	23	0	23
B.A English		Malayalam/Hindi	2018-19	I		54.74	17.39	72.13	-	3	10	4	3	-	3	-	-	-	-	-	23					
B.A English	EN1CCT02	Pearls from the deep	2018-19	I		51.87	16.91	68.78	-	-	6	13	3	-	-	-	1	-	-	-	23					
B.A English	HY1CMT01	Roots of the Modern world	2018-19	I		47.13	17.00	64.13	-	1	4	7	6	-	2	-	3	-	-	-	23					
B.A English	EN1CRT01	Methodology of Literary	2018-19	I		43.70	16.09	59.78	-	-	1	7	9	-	4	-	2	-	-	-	23					

Course outcome of B.A English, Academic Year 2018-19, Semester - I



Programme outcome of B.A English, Academic Year 2018-19, Semester - I

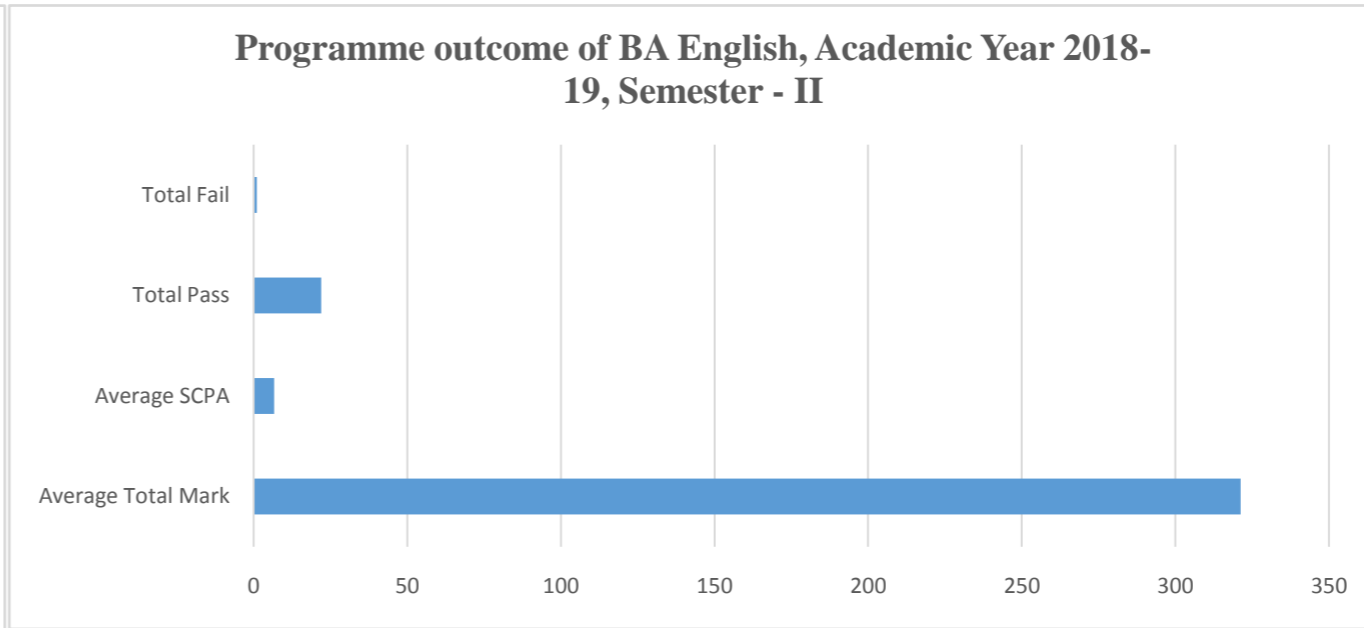
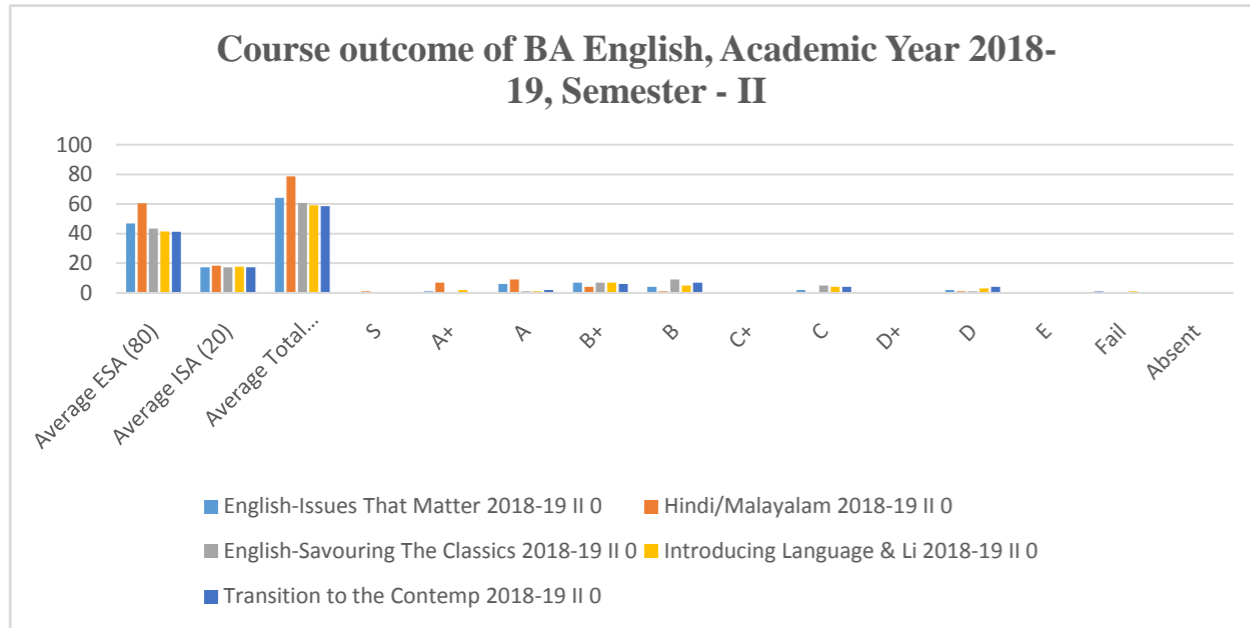


Overall Pass %
100.00

Course & Programme outcome of BA English, Academic Year 2018-19, Semester - II

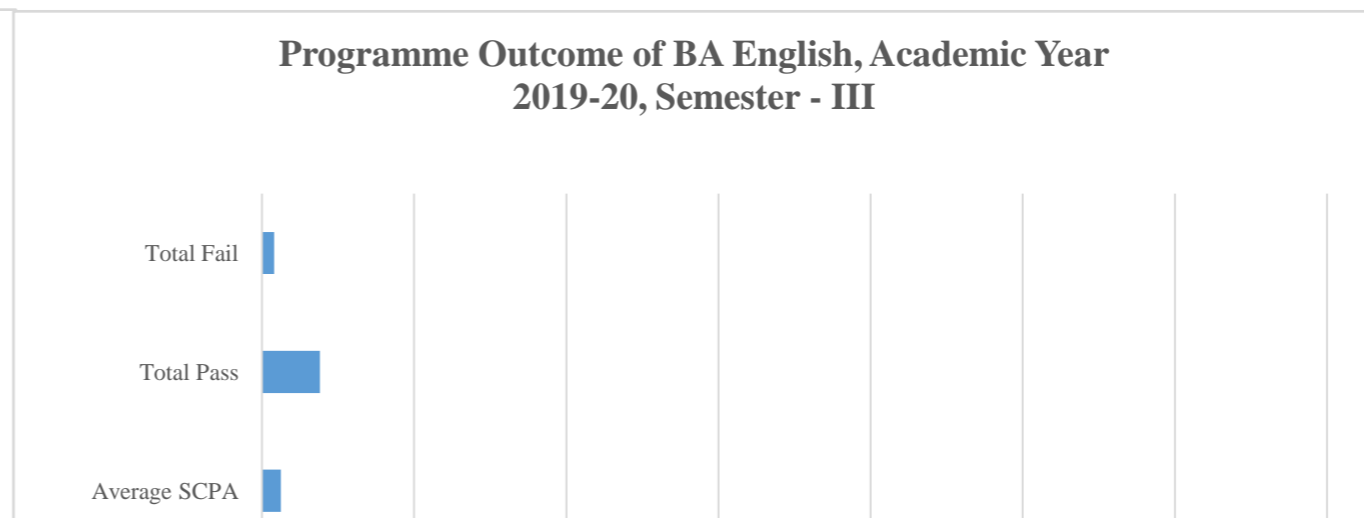
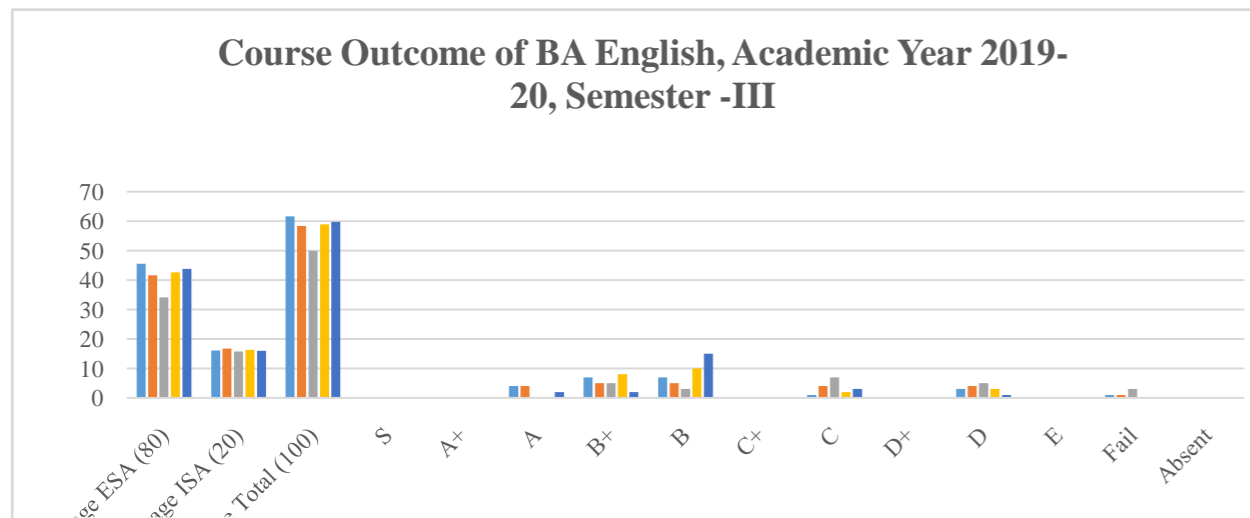
Programme	Course Code	Course	Academic Year	Semester	Handled By	Average ESA (80)	Average ISA (20)	Average Total (100)	S	A+	A	B+	B	C+	C	D+	D	E	Fail	Absent	Total Count of Grades	Average Total Mark	Average SCPA	Total Pass	Total Fail	Total Students Count
BA English	EN2CCT03	English-Issues That Matter	2018-19	II		46.8261	17.3478	64.1739	-	1	6	7	4	-	2	-	2	-	1	-	23					
BA English		Hindi/Malayalam	2018-19	II		60.3913	18.3043	78.6957	1	7	9	4	1	-	-	-	1	-	-	-	23					

BA English	EN2CCT04	English-Savouring The Classics	2018-19	II		43.3478	17.3478	60.6957	-	-	1	7	9	-	5	-	1	-	-	-	23	321.22	6.642	22	1	23
BA English	EN2CRT02	Introducing Language & Li	2018-19	II		41.4348	17.6957	59.1304	-	2	1	7	5	-	4	-	3	-	1	-	23					
BA English	HY2CMT03	Transition to the Contemp	2018-19	II		41.1739	17.3478	58.5217	-	-	2	6	7	-	4	-	4	-	-	-	23					

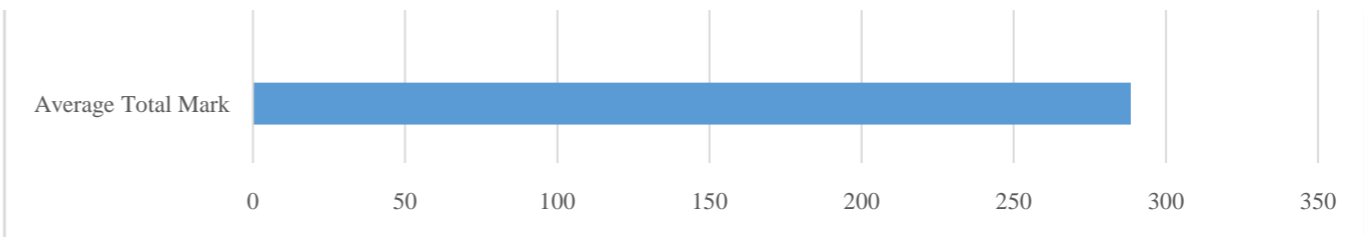


Overall Pass %
95.65

Course & Programme outcome of BA English, Academic Year 2019-20, Semester - III																										
Programme	Course Code	Course	Academic Year	Semester	Handled By	Average ESA (80)	Average ISA (20)	Average Total (100)	S	A+	A	B+	B	C+	C	D+	D	E	Fail	Absent	Total Count of Grades	Average Total Mark	Average SCPA	Total Pass	Total Fail	Total Students Count
BA English	EN3CCT05	ENGLISH LITERATURE AND	2019-20	III		45.57	16.09	61.65	-	-	4	7	7	-	1	-	3	-	1	-	23	288.48	6.179	19	4	23
BA English	EN3CMT03	EVOLUTION OF LITERARY M	2019-20	III		41.61	16.74	58.35	-	-	4	5	5	-	4	-	4	-	1	-	23					
BA English	EN3CRT04	SYMPHONY OF VERSE	2019-20	III		34.087	15.7826	49.8696	-	-	-	5	3	-	7	-	5	-	3	-	23					
BA English	EN3CRT03	HARMONY OF PROSE	2019-20	III		42.57	16.30	58.87	-	-	-	8	10	-	2	-	3	-	-	-	23					
BA English		MALAYALAM	2019-20	III		43.7826	15.9565	59.7391	-	-	2	2	15	-	3	-	1	-	-	-	23					



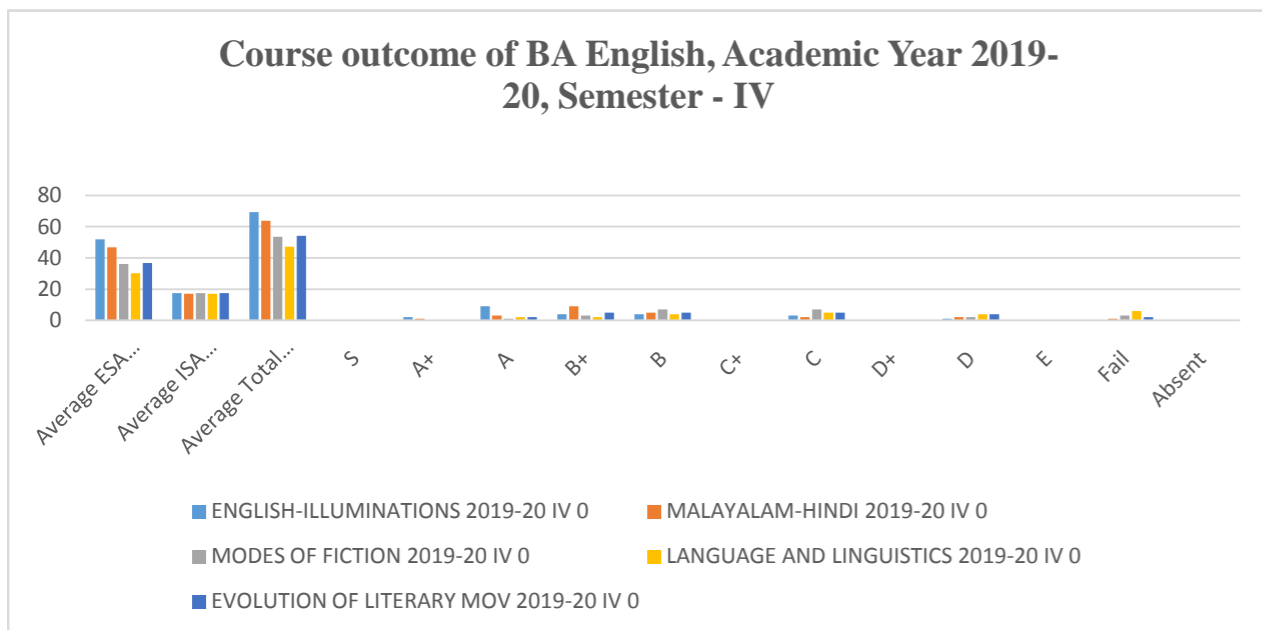
Overall Pass %
82.61



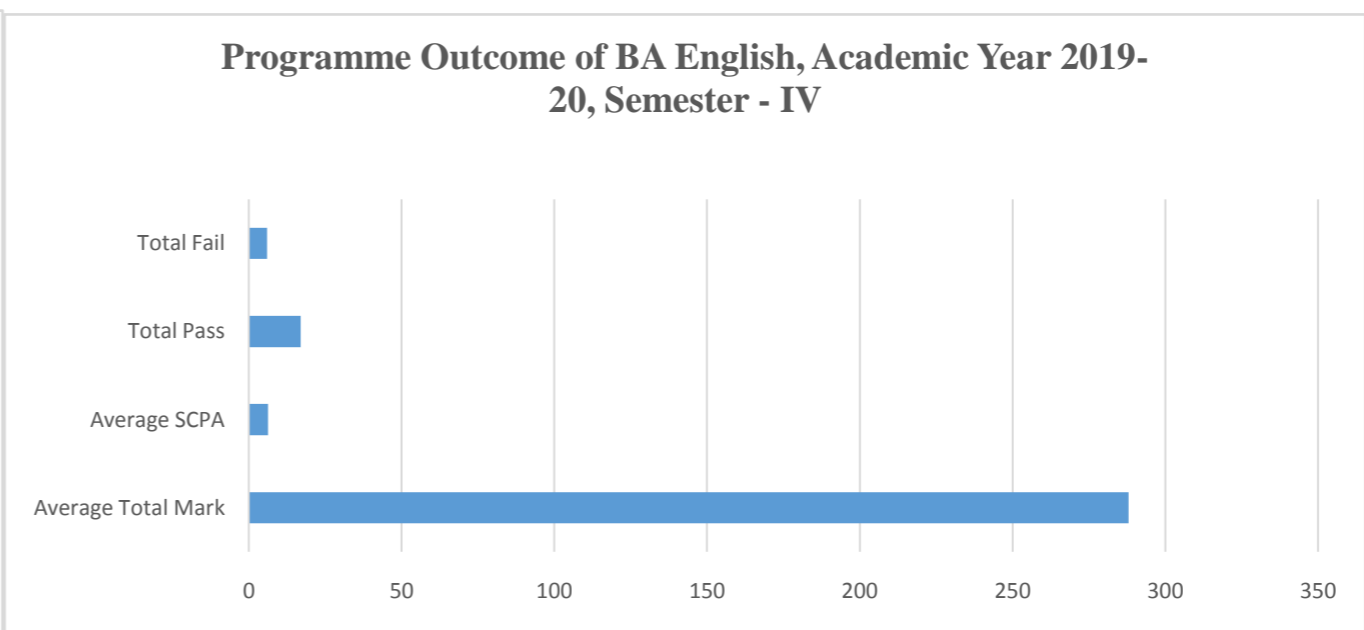
Course & Programme outcome of BA English, Academic Year 2019-20, Semester - IV

Programme	Course Code	Course	Academic Year	Semester	Handled By	Average ESA (80)	Average ISA (20)	Average Total (100)	S	A+	A	B+	B	C+	C	D+	D	E	Fail	Absent	Total Count of Grades	Average Total Mark	Average SCPA	Total Pass	Total Fail	Total Students Count
BA English	EN4CCT06	ENGLISH-ILLUMINATIONS	2019-20	IV		51.8261	17.4783	69.30	-	2	9	4	4	-	3	-	1	-	-	-	23	287.91	6.294	17	6	23
BA English		MALAYALAM-HINDI	2019-20	IV		46.7826	17	63.7826	-	1	3	9	5	-	2	-	2	-	1	-	23					
BA English	EN4CRT05	MODES OF FICTION	2019-20	IV		36.1739	17.3478	53.5217	-	-	1	3	7	-	7	-	2	-	3	-	23					
BA English	EN4CRT06	LANGUAGE AND LINGUISTICS	2019-20	IV		30.13	17.00	47.13	-	-	2	2	4	-	5	-	4	-	6	-	23					
BA English	EN4CMT04	EVOLUTION OF LITERARY MOV	2019-20	IV		36.7826	17.3913	54.1739	-	-	2	5	5	-	5	-	4	-	2	-	23					

Course outcome of BA English, Academic Year 2019-20, Semester - IV



Programme Outcome of BA English, Academic Year 2019-20, Semester - IV



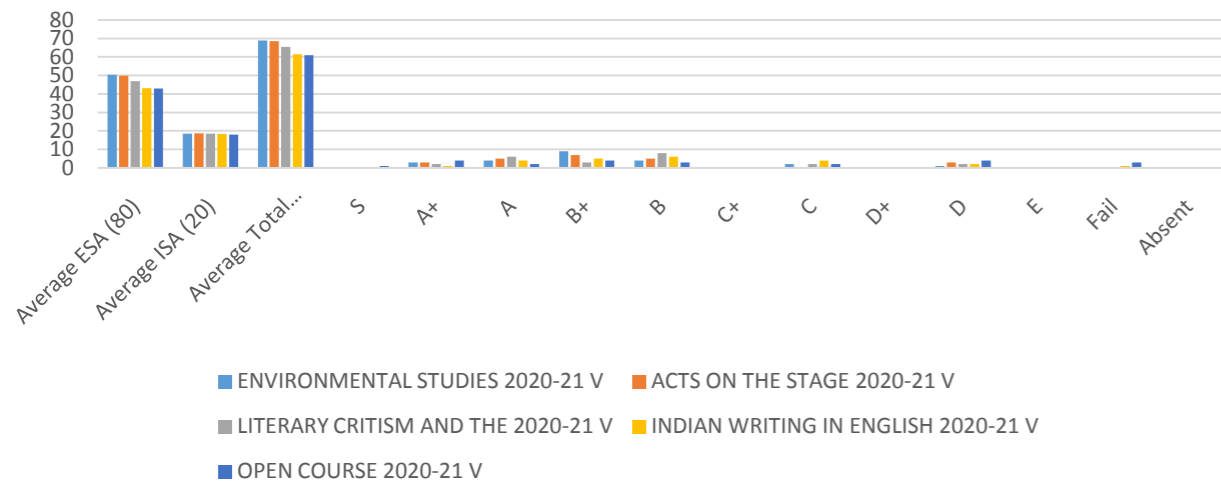
Overall Pass %
73.91

Course & Programme outcome of BA English, Academic Year 2020-21, Semester - V

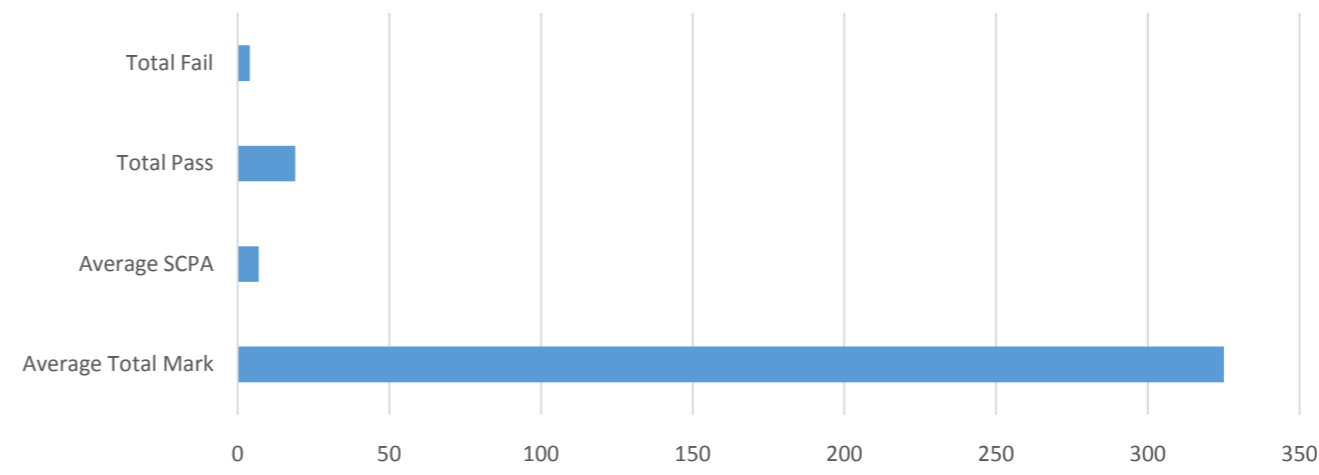
Programme	Course Code	Course	Academic Year	Semester	Handled By	Average ESA (80)	Average ISA (20)	Average Total (100)	S	A+	A	B+	B	C+	C	D+	D	E	Fail	Absent	Total Count of Grades	Average Total Mark	Average SCPA	Total Pass	Total Fail	Total Students Count
BA English	EN5CRT01	ENVIRONMENTAL STUDIES	2020-21	V		50.39	18.57	68.96	-	3	4	9	4	-	2	-	1	-	-	-	23					
BA English	EN5CRT07	ACTS ON THE STAGE	2020-21	V		49.87	18.65	68.52	-	3	5	7	5	-	-	-	3	-	-	-	23					

BA English	EN5CRT08	LITERARY CRITISM AND TH	2020-21	V		46.87	18.52	65.39	-	2	6	3	8	-	2	-	2	-	-	-	23	325.13	6.94	19	4	23
BA English	EN5CRT09	INDIAN WRITING IN ENGLIS	2020-21	V		43.04	18.35	61.39	-	1	4	5	6	-	4	-	2	-	1	-	23					
BA English		OPEN COURSE	2020-21	V		42.87	18	60.87	1	4	2	4	3	-	2	-	4	-	3	-	23					

Course outcome of BA English, Academic Year 2020-21, Semester - V



Programme outcome of BA English, Academic Year 2020-21, Semester - V



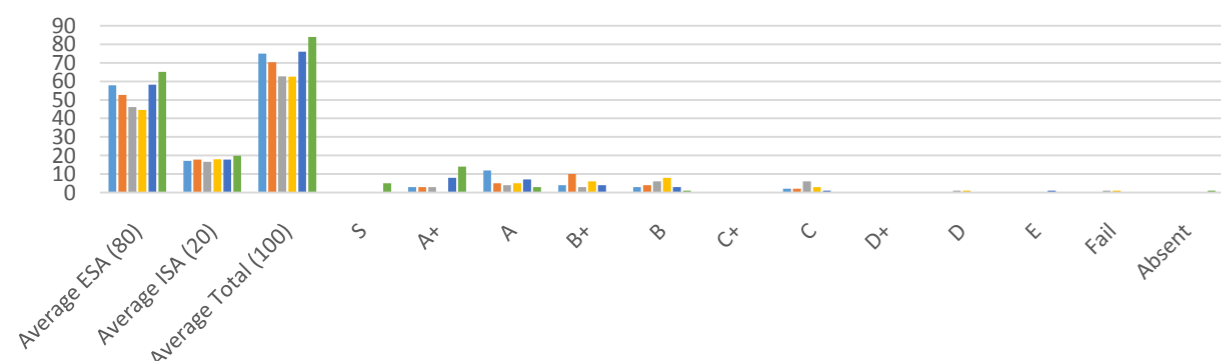
Overall Pass %

82.61

Course & Programme outcome of BA English, Academic Year 2020-21, Semester - VI

Programme	Course Code	Course	Academic Year	Semester	Handled By	Average ESA (80)	Average ISA (20)	Average Total (100)	S	A+	A	B+	B	C+	C	D+	D	E	Fail	Absent	Total Count of Grad es	Average Total Mark	Average SCPA	Total Pass	Total Fail	Total Students Count
BA English	EN6CBT03	Regional Literature	2020-21	VI		57.875	17.125	75	-	3	12	4	3	-	2	-	-	-	-	-	24	430.542	7.597	21	3	24
BA English	EN6CRT10	Postcolonial Literatures	2020-21	VI		52.66667	17.70833	70.375	-	3	5	10	4	-	2	-	-	-	-	-	24					
BA English	EN6CRT11	Women Writing	2020-21	VI		46.04167	16.66667	62.70833	-	3	4	3	6	-	6	-	1	-	1	-	24					
BA English	EN6CRT12	American Literature	2020-21	VI		44.58333	17.91667	62.5	-	-	5	6	8	-	3	-	1	-	1	-	24					
BA English	EN6CRT13	Modern World Literature	2020-21	VI		58.20833	17.75	75.95833	-	8	7	4	3	-	1	-	-	1	-	-	24					
BA English	EN6PRT02	Project	2020-21	VI		65.04167	19.79167	84	5	14	3	-	1	-	-	-	-	-	-	1	24					

Course Outcome of BA English, Academic Year 2020-21, Semester - VI



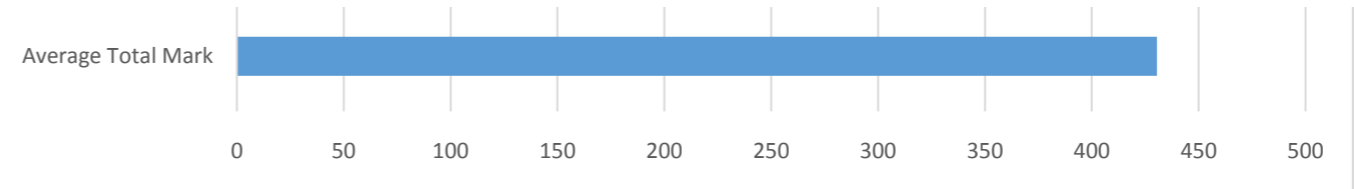
Programme Outcome of BA English, Academic Year 2020-21, Semester - VI



Overall Pass %

87.50

- Regional Literature 2020-21 VI
- Postcolonial Literatures 2020-21 VI
- Women Writing 2020-21 VI
- American Literature 2020-21 VI
- Modern World Literature 2020-21 VI
- Project 2020-21 VI

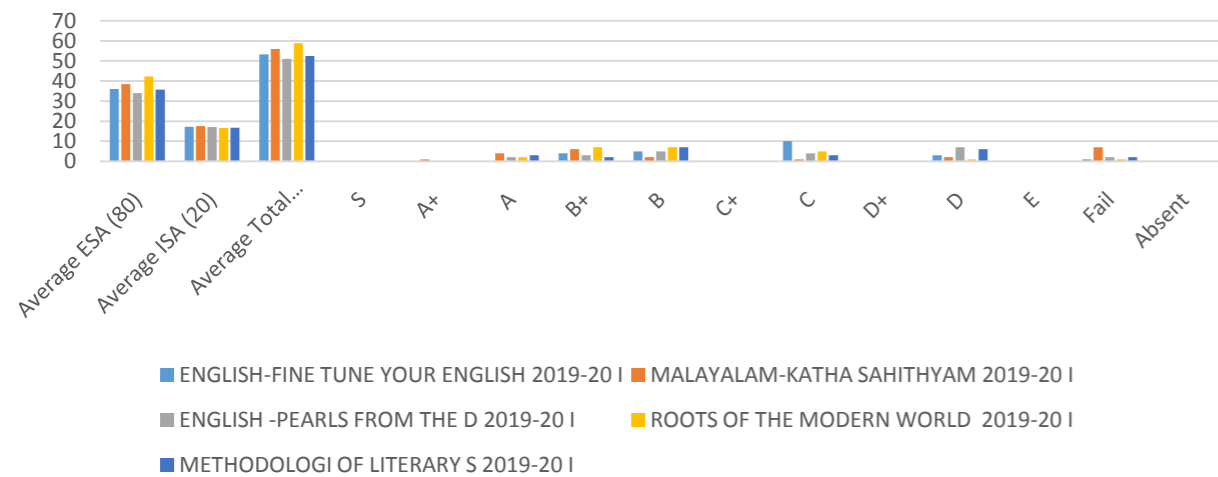


Admission Batch : 2019-22

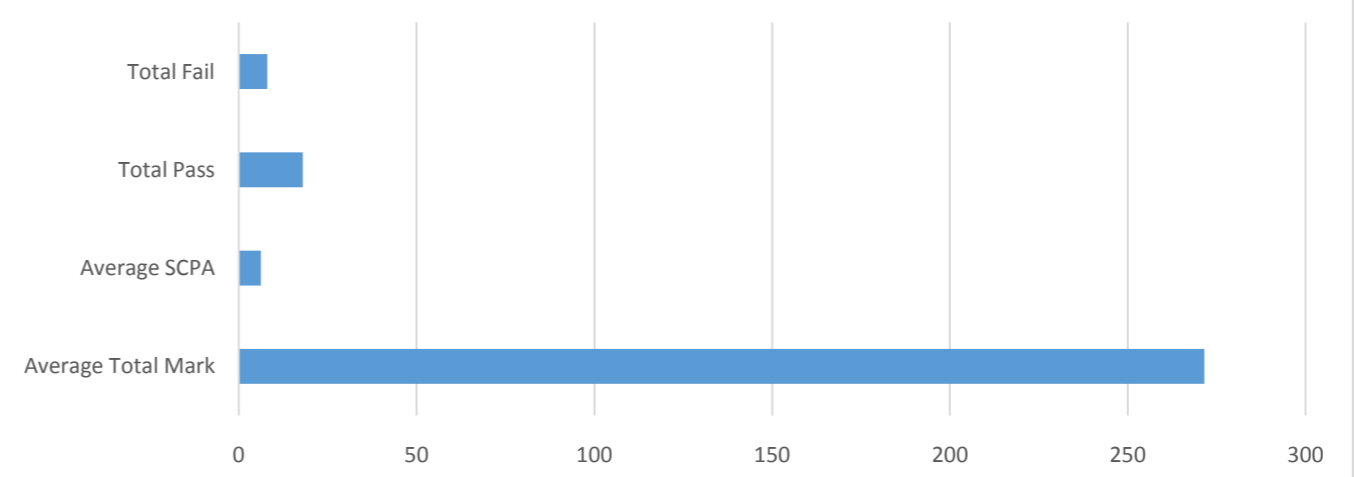
Course & Programme outcome of B.A English, Academic Year 2019-20, Semester - I

Programme	Course Code	Course	Academic Year	Semester	Handled By	Average ESA (80)	Average ISA (20)	Average Total (100)	S	A+	A	B+	B	C+	C	D+	D	E	Fail	Absent	Total Count of Grades	Average Total Mark	Average SCPA	Total Pass	Total Fail	Total Students Count
B.A English	EN1CCT01	ENGLISH-FINE TUNE YOUR ENGLISH	2019-20	I		36.12	17.15	53.27	-	-	-	4	5	-	10	-	3	-	1	-	23	271.54	6.20	18	8	26
B.A English		MALAYALAM-KATHA SAHITHYAM	2019-20	I		38.42	17.58	56.00	-	1	4	6	2	-	1	-	2	-	7	-	23					
B.A English	EN1CCT02	ENGLISH -PEARLS FROM THE PAST	2019-20	I		33.92	17.04	50.96	-	-	2	3	5	-	4	-	7	-	2	-	23					
B.A English	HY1CMT01	ROOTS OF THE MODERN WORLD	2019-20	I		42.23	16.62	58.85	-	-	2	7	7	-	5	-	1	-	1	-	23					
B.A English	EN1CRT01	METHODOLOGI OF LITERARY STUDIES	2019-20	I		35.69	16.77	52.46	-	-	3	2	7	-	3	-	6	-	2	-	23					

Course outcome of B.A English, Academic Year 2019-20, Semester - I



Programme outcome of B.A English, Academic Year 2019-20, Semester - I



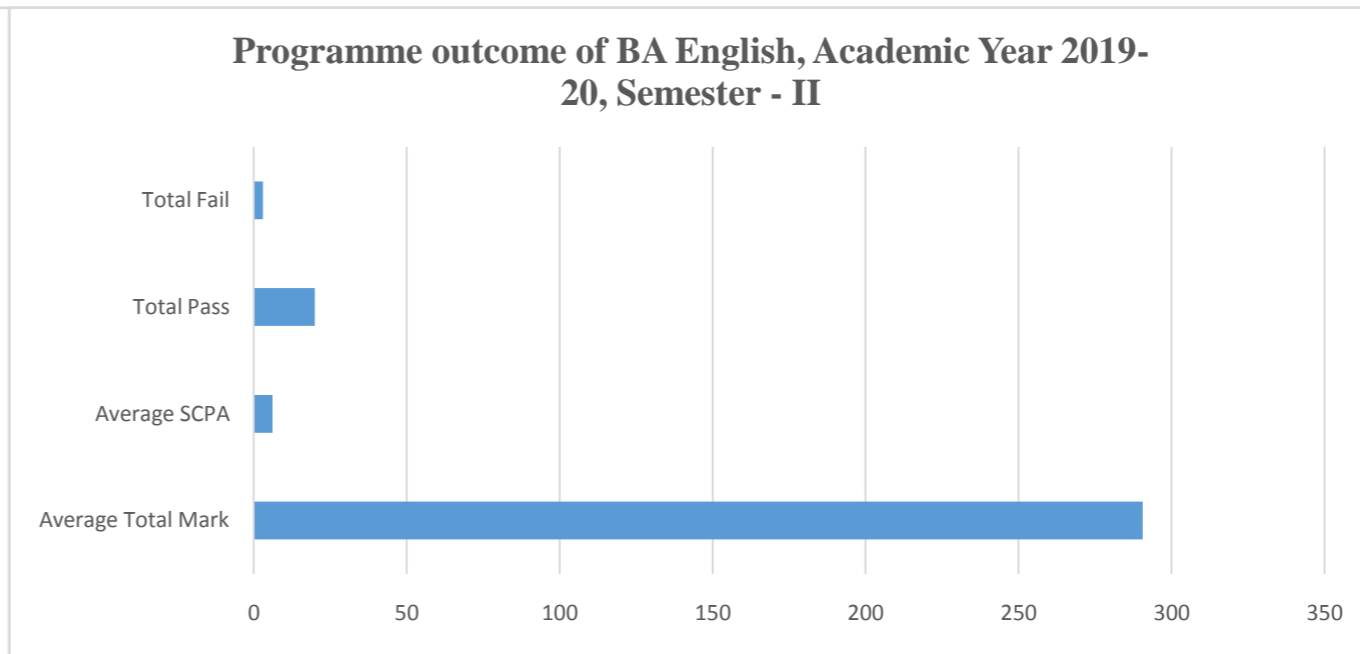
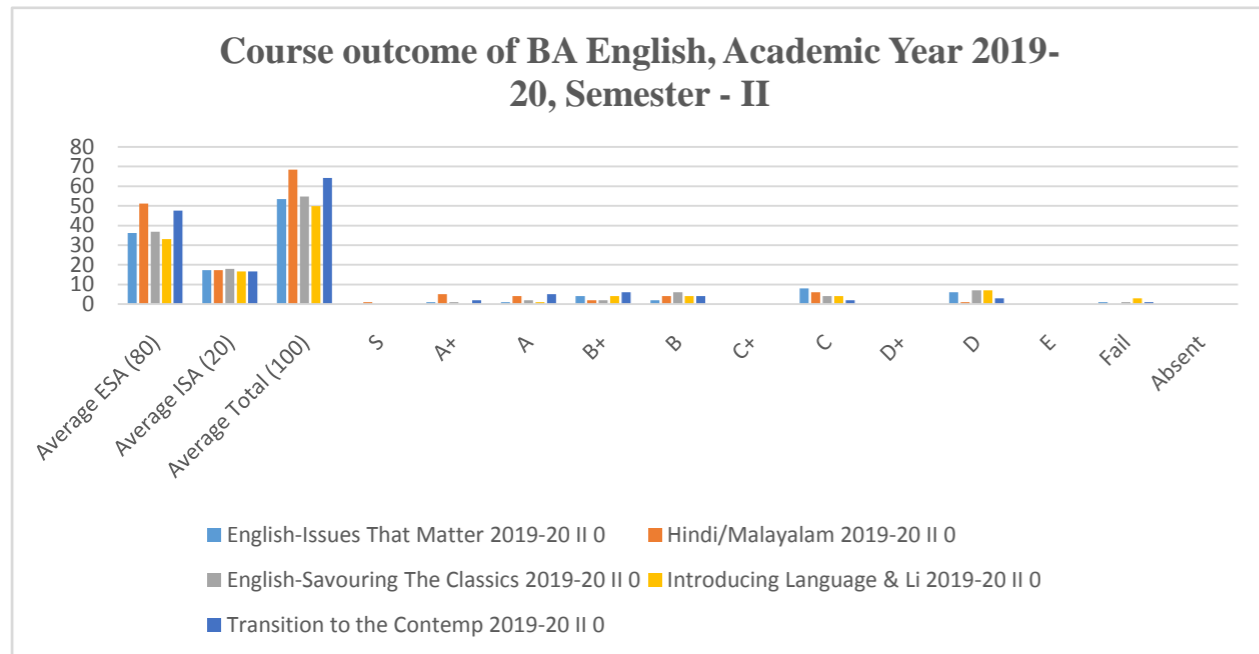
Overall Pass %

69.23

Course & Programme outcome of BA English, Academic Year 2019-20, Semester - II

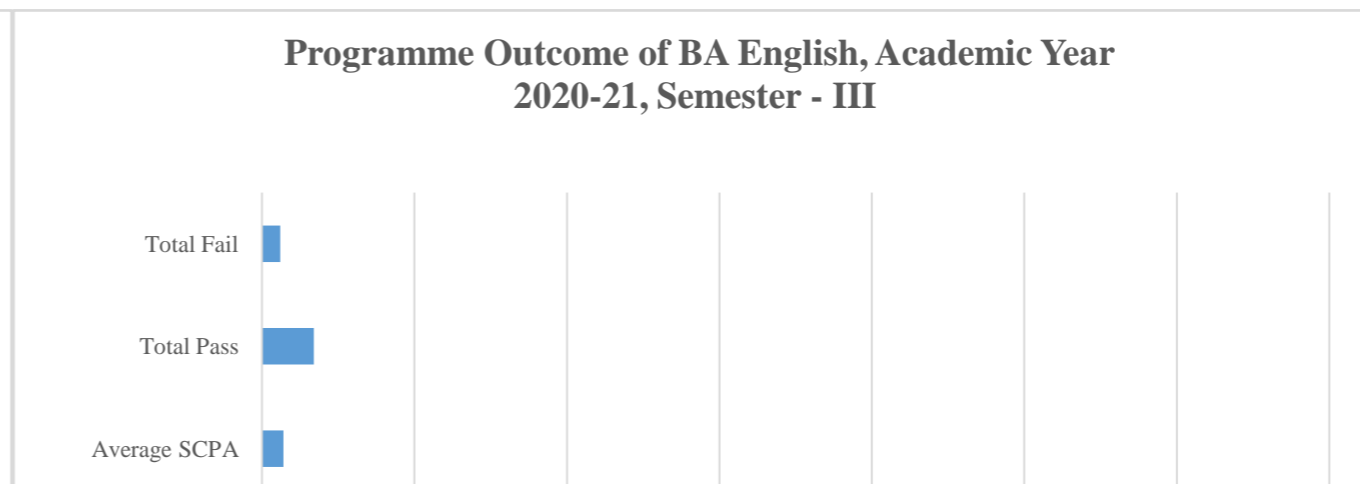
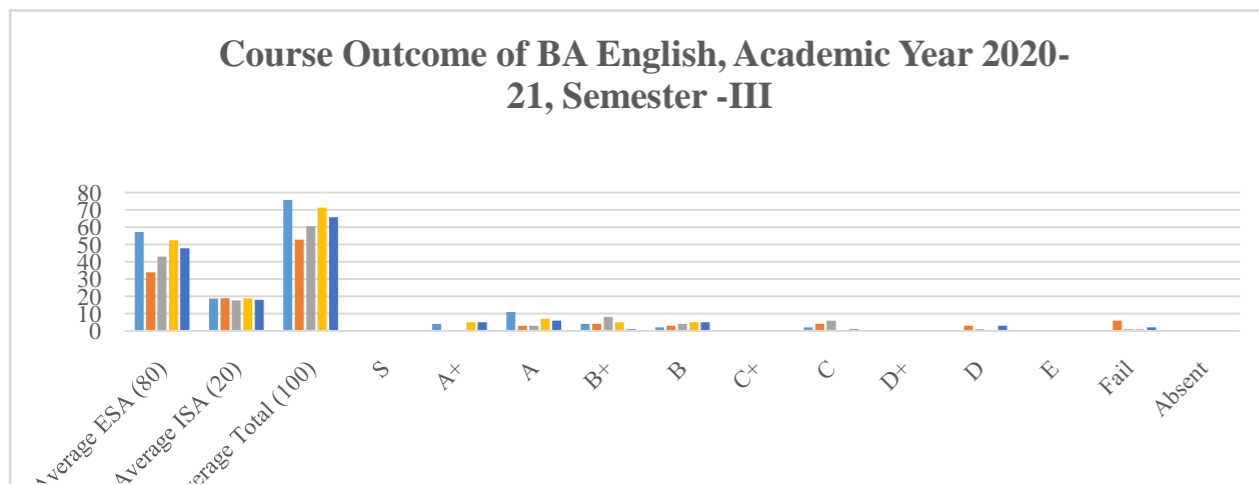
Programme	Course Code	Course	Academic Year	Semester	Handled By	Average ESA (80)	Average ISA (20)	Average Total (100)	S	A+	A	B+	B	C+	C	D+	D	E	Fail	Absent	Total Count of Grades	Average Total Mark	Average SCPA	Total Pass	Total Fail	Total Students Count
BA English	EN2CCT03	English-Issues That Matter	2019-20	II		36.1304	17.2609	53.3913	-	1	1	4	2	-	8	-	6	-	1	-	23					

BA English		Hindi/Malayalam	2019-20	II		51.087	17.3478	68.4348	1	5	4	2	4	-	6	-	1	-	-	-	23	290.57	6.181	20	3	23
BA English	EN2CCT04	English-Savouring The Classics	2019-20	II		36.8696	17.8696	54.7391	-	1	2	2	6	-	4	-	7	-	1	-	23					
BA English	EN2CRT02	Introducing Language & Li	2019-20	II		33.1304	16.6957	49.8261	-	-	1	4	4	-	4	-	7	-	3	-	23					
BA English	HY2CMT03	Transition to the Contemp	2019-20	II		47.6087	16.5652	64.1739	-	2	5	6	4	-	2	-	3	-	1	-	23					

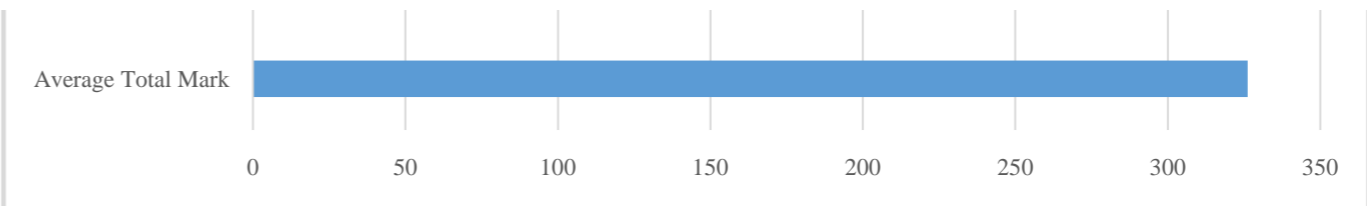


Overall Pass %
86.96

Course & Programme outcome of BA English, Academic Year 2020-21, Semester - III																										
Programme	Course Code	Course	Academic Year	Semester	Handled By	Average ESA (80)	Average ISA (20)	Average Total (100)	S	A+	A	B+	B	C+	C	D+	D	E	Fail	Abse nt	Total Count of Grad es	Average Total Mark	Average SCPA	Total Pass	Total Fail	Total Students Count
BA English	EN3CCT05	ENGLISH LITERATURE AND	2020-21	III		57.13	18.70	75.83	-	4	11	4	2	-	2	-	-	-	-	-	23	326.17	7.035	17	6	23
BA English	EN3CMT03	EVOLUTION OF LITERARY M	2020-21	III		33.83	18.91	52.74	-	-	3	4	3	-	4	-	3	-	6	-	23					
BA English	EN3CRT04	SYMPHONY OF VERSE	2020-21	III		43	17.5217	60.5217	-	-	3	8	4	-	6	-	1	-	1	-	23					
BA English	EN3CRT03	HARMONY OF PROSE	2020-21	III		52.39	18.96	71.35	-	5	7	5	5	-	-	-	-	-	1	-	23					
BA English		MALAYALAM	2020-21	III		47.7391	18	65.7391	-	5	6	1	5	-	1	-	3	-	2	-	23					



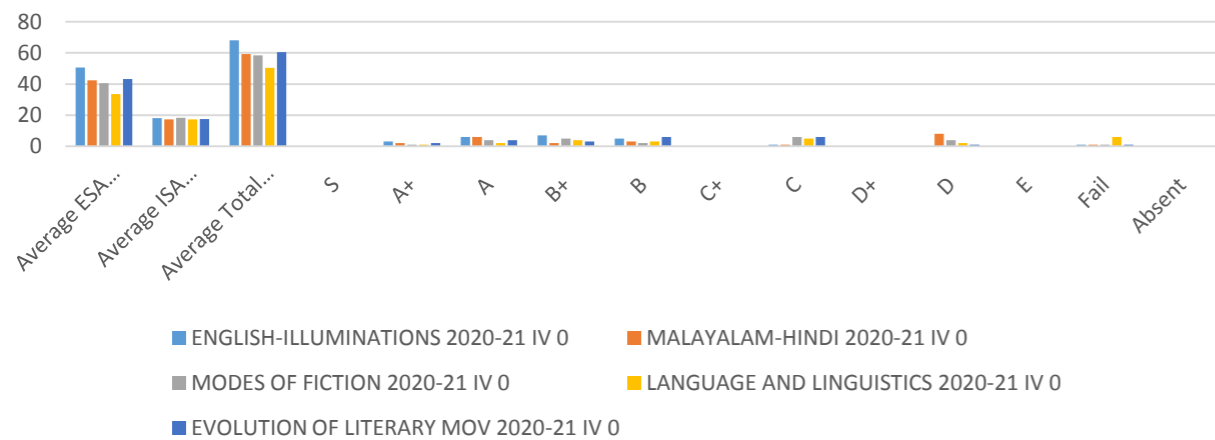
Overall Pass %
73.91



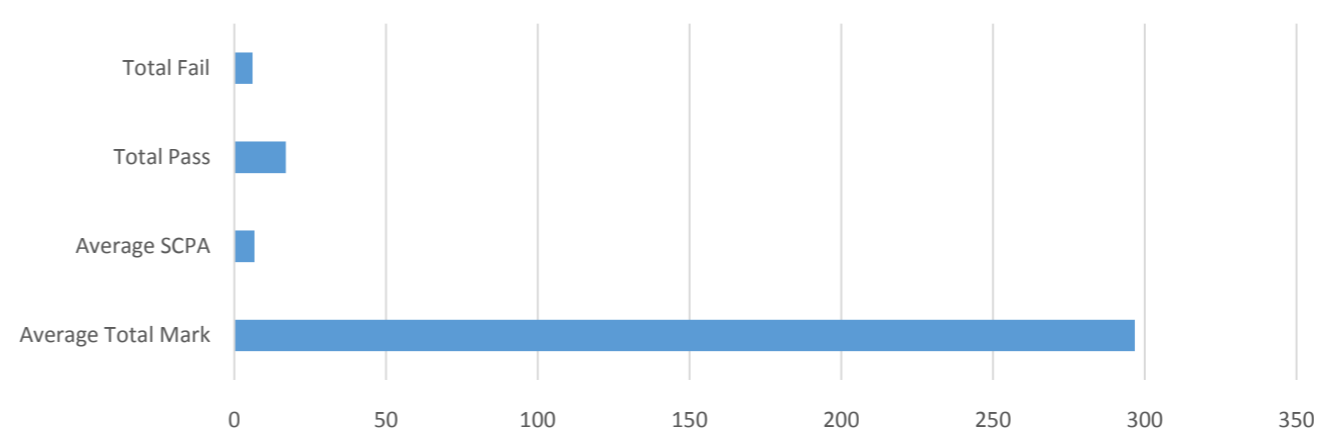
Course & Programme outcome of BA English, Academic Year 2020-21, Semester - IV

Programme	Course Code	Course	Academic Year	Semester	Handled By	Average ESA (80)	Average ISA (20)	Average Total (100)	S	A+	A	B+	B	C+	C	D+	D	E	Fail	Absent	Total Count of Grades	Average Total Mark	Average SCPA	Total Pass	Total Fail	Total Students Count
BA English	EN4CCT06	ENGLISH-ILLUMINATIONS	2020-21	IV		50.5652	18.0435	68.13	-	3	6	7	5	-	1	-	-	-	1	-	23	296.78	6.635	17	6	23
BA English		MALAYALAM-HINDI	2020-21	IV		42.4348	17.2174	59.2609	-	2	6	2	3	-	1	-	8	-	1	-	23					
BA English	EN4CRT05	MODES OF FICTION	2020-21	IV		40.5217	18.3043	58.3913	-	1	4	5	2	-	6	-	4	-	1	-	23					
BA English	EN4CRT06	LANGUAGE AND LINGUISTICS	2020-21	IV		33.52	17.35	50.43	-	1	2	4	3	-	5	-	2	-	6	-	23					
BA English	EN4CMT04	EVOLUTION OF LITERARY MOV	2020-21	IV		43.087	17.5652	60.5652	-	2	4	3	6	-	6	-	1	-	1	-	23					

Course outcome of BA English, Academic Year 2020-21, Semester - IV



Programme Outcome of BA English, Academic Year 2020-21, Semester - IV



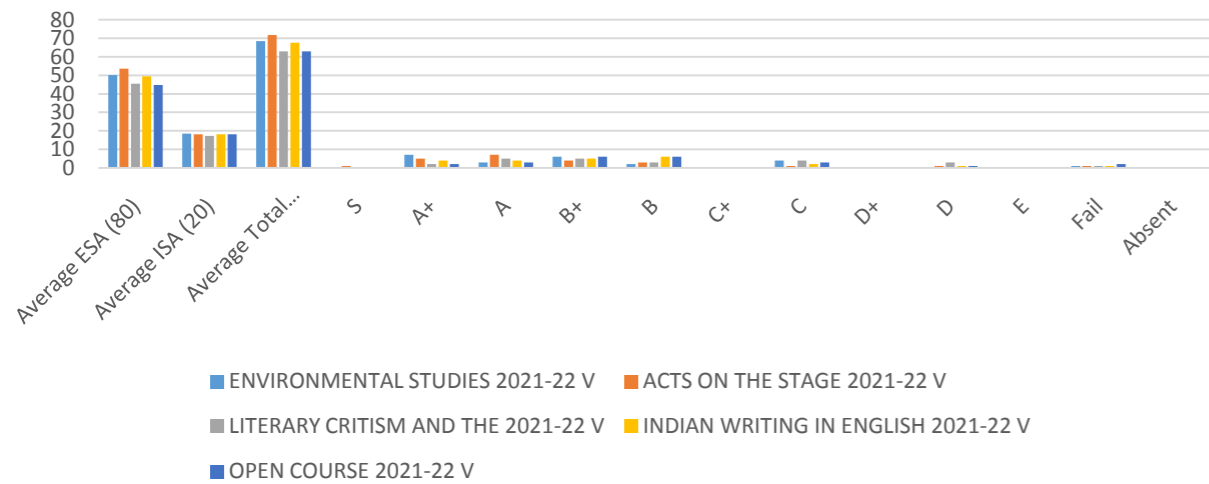
Overall Pass %
73.91

Course & Programme outcome of BA English, Academic Year 2021-22, Semester - V

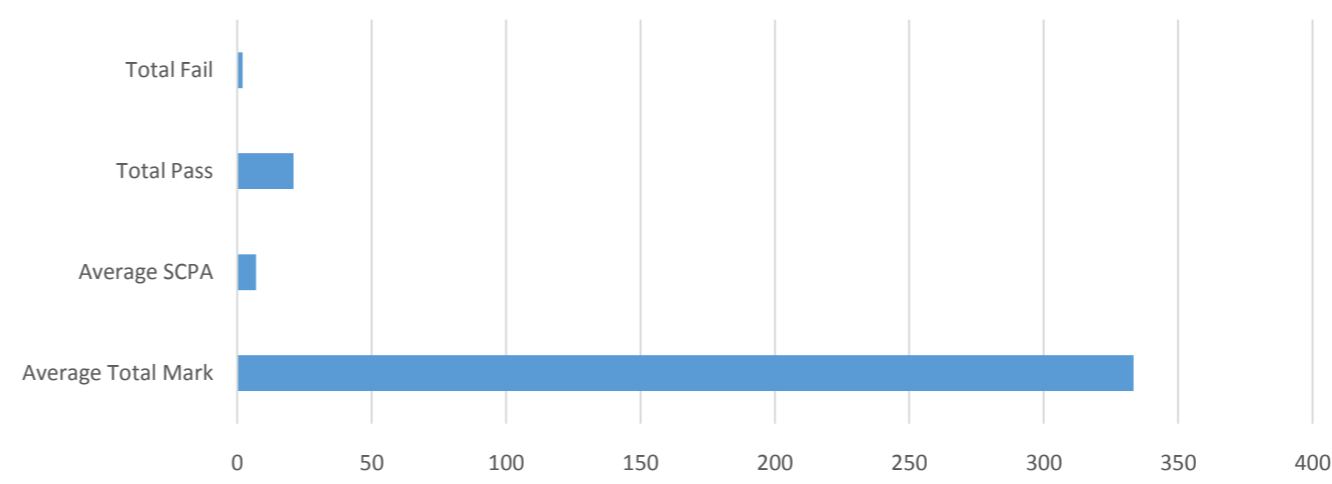
Programme	Course Code	Course	Academic Year	Semester	Handled By	Average ESA (80)	Average ISA (20)	Average Total (100)	S	A+	A	B+	B	C+	C	D+	D	E	Fail	Absent	Total Count of Grades	Average Total Mark	Average SCPA	Total Pass	Total Fail	Total Students Count
BA English	EN5CRT01	ENVIRONMENTAL STUDIES	2021-22	V		50.0435	18.4348	68.4783	-	7	3	6	2	-	4	-	-	-	1	-	23					
BA English	EN5CRT07	ACTS ON THE STAGE	2021-22	V		53.6087	18.087	71.6957	1	5	7	4	3	-	1	-	1	-	1	-	23					

BA English	EN5CRT08	LITERARY CRITISM AND TH	2021-22	V		45.5217	17.3043	62.8261	-	2	5	5	3	-	4	-	3	-	1	-	23	333.48	7.08	21	2	23
BA English	EN5CRT09	INDIAN WRITING IN ENGLIS	2021-22	V		49.3913	18.1304	67.5217	-	4	4	5	6	-	2	-	1	-	1	-	23					
BA English		OPEN COURSE	2021-22	V		44.7826	18.1739	62.9565	-	2	3	6	6	-	3	-	1	-	2	-	23					

Course outcome of BA English, Academic Year 2021-22, Semester - V



Programme outcome of BA English, Academic Year 2021-22, Semester - V

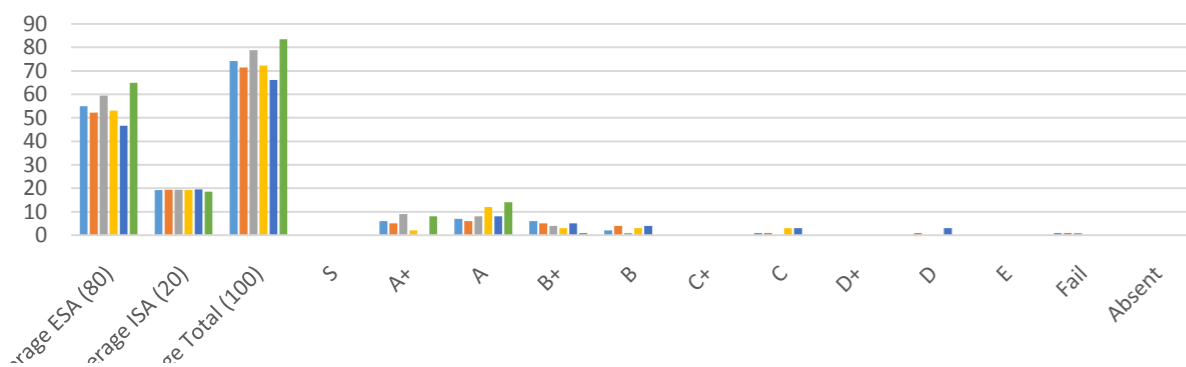


Overall Pass %
91.30

Course & Programme outcome of BA English, Academic Year 2021-22, Semester - VI

Programme	Course Code	Course	Academic Year	Semester	Handled By	Average ESA (80)	Average ISA (20)	Average Total (100)	S	A+	A	B+	B	C+	C	D+	D	E	Fail	Absent	Total Count of Grad es	Average Total Mark	Average SCPA	Total Pass	Total Fail	Total Students Count
BA English	EN6CBT03	Regional Literature	2021-22	VI		54.95652	19.17391	74.13043	-	6	7	6	2	-	1	-	-	-	1	-	23	446.261	7.587	21	3	24
BA English	EN6CRT10	Postcolonial Literatures	2021-22	VI		52.17391	19.30435	71.47826	-	5	6	5	4	-	1	-	1	-	1	-	23					
BA English	EN6CRT11	Women Writing	2021-22	VI		59.43478	19.34783	78.78261	-	9	8	4	1	-	-	-	-	-	1	-	23					
BA English	EN6CRT12	American Literature	2021-22	VI		53.04348	19.21739	72.26087	-	2	12	3	3	-	3	-	-	-	-	-	23					
BA English	EN6CRT13	Modern World Literature	2021-22	VI		46.65217	19.52174	66.17391	-	-	8	5	4	-	3	-	3	-	-	-	23					
BA English	EN6PRT02	Project	2021-22	VI		64.86957	18.56522	83.43478	-	8	14	1	-	-	-	-	-	-	-	-	23					

Course Outcome of BA English, Academic Year 2021-22, Semester - VI



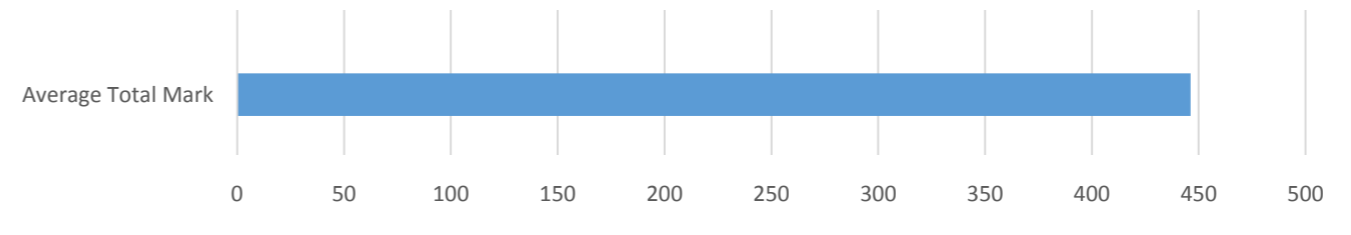
Programme Outcome of BA English, Academic Year 2021-22, Semester - VI



Overall Pass %
87.50

Ave.
Ave.
Average

- Regional Literature 2021-22 VI
- Postcolonial Literatures 2021-22 VI
- Women Writing 2021-22 VI
- American Literature 2021-22 VI
- Modern World Literature 2021-22 VI
- Project 2021-22 VI

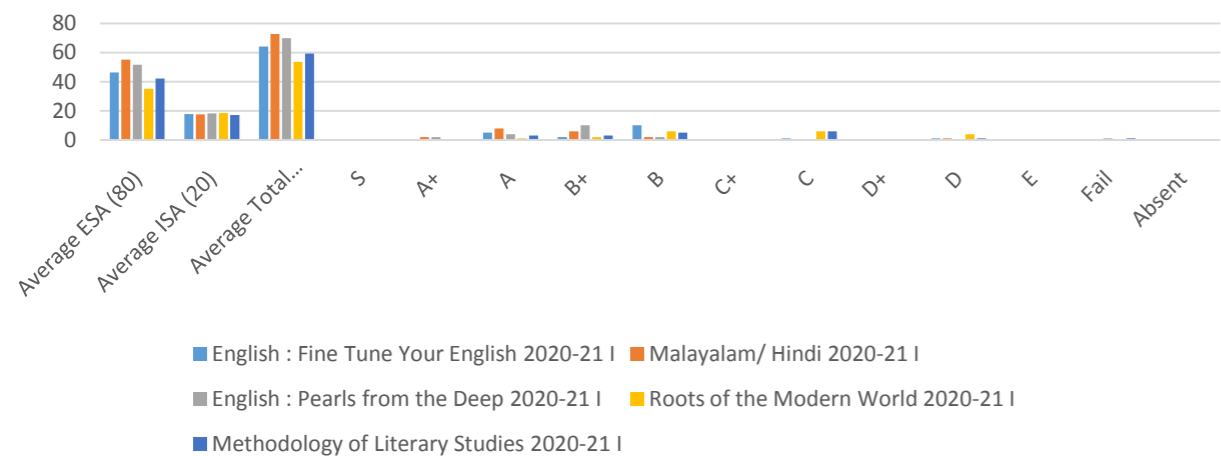


Admission Batch : 2020-23

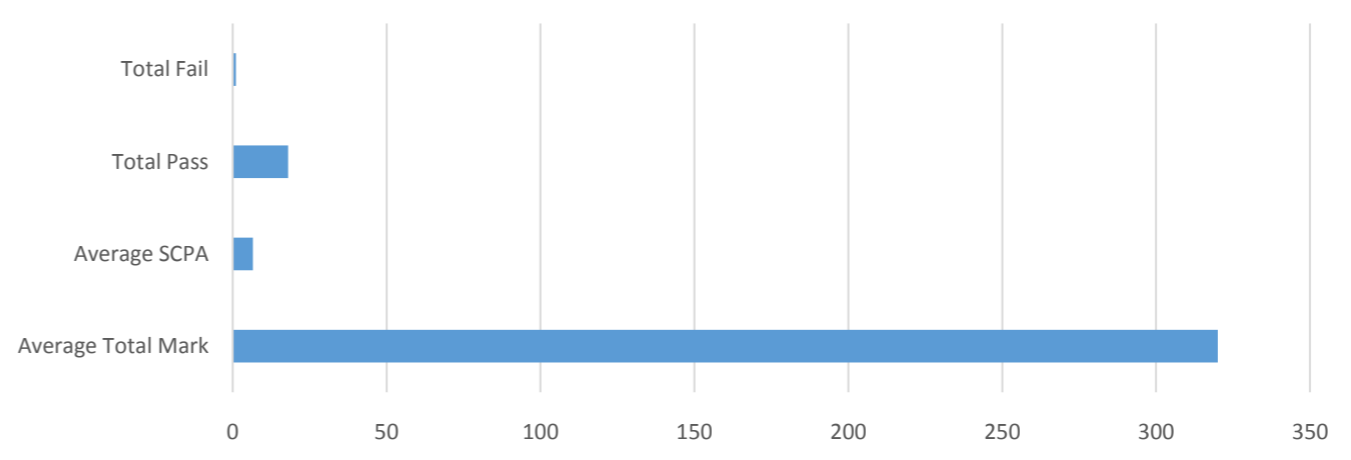
Course & Programme Outcome of B.A English, Academic Year 2020-21, Semester - I

Programme	Course Code	Course	Academic Year	Semester	Handled By	Average ESA (80)	Average ISA (20)	Average Total (100)	S	A+	A	B+	B	C+	C	D+	D	E	Fail	Absent	Total Count of Grades	Average Total Mark	Average SCPA	Total Pass	Total Fail	Total Students Count
BA English	EN1CCT01	English : Fine Tune Your English	2020-21	I		46.37	17.89	64.26	-	-	5	2	10	-	1	-	1	-	-	-	19	320.00	6.55	18	1	19
BA English		Malayalam/ Hindi	2020-21	I		55.26	17.58	72.84	-	2	8	6	2	-	-	-	1	-	-	-	19					
BA English	EN1CCT02	English : Pearls from the Deep	2020-21	I		51.74	18.16	69.89	-	2	4	10	2	-	-	-	-	-	1	-	19					
BA English	HY1CMT01	Roots of the Modern World	2020-21	I		35.16	18.47	53.63	-	-	1	2	6	-	6	-	4	-	-	-	19					
BA English	EN1CRT01	Methodology of Literary Studies	2020-21	I		42.21	17.16	59.37	-	-	3	3	5	-	6	-	1	-	1	-	19					

Course Outcome of BA English, Academic Year 2020-21, Semester - I



Programme Outcome of BA English, Academic Year 2020-21, Semester - I



Overall Pass %

94.74