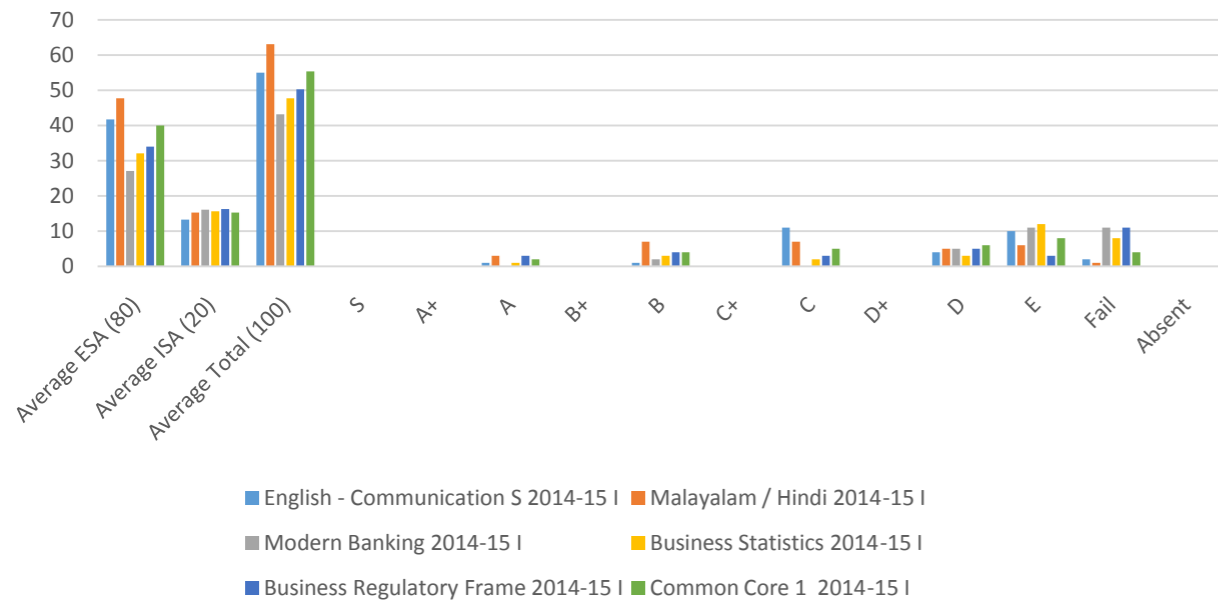


Admission Batch : 2014-17

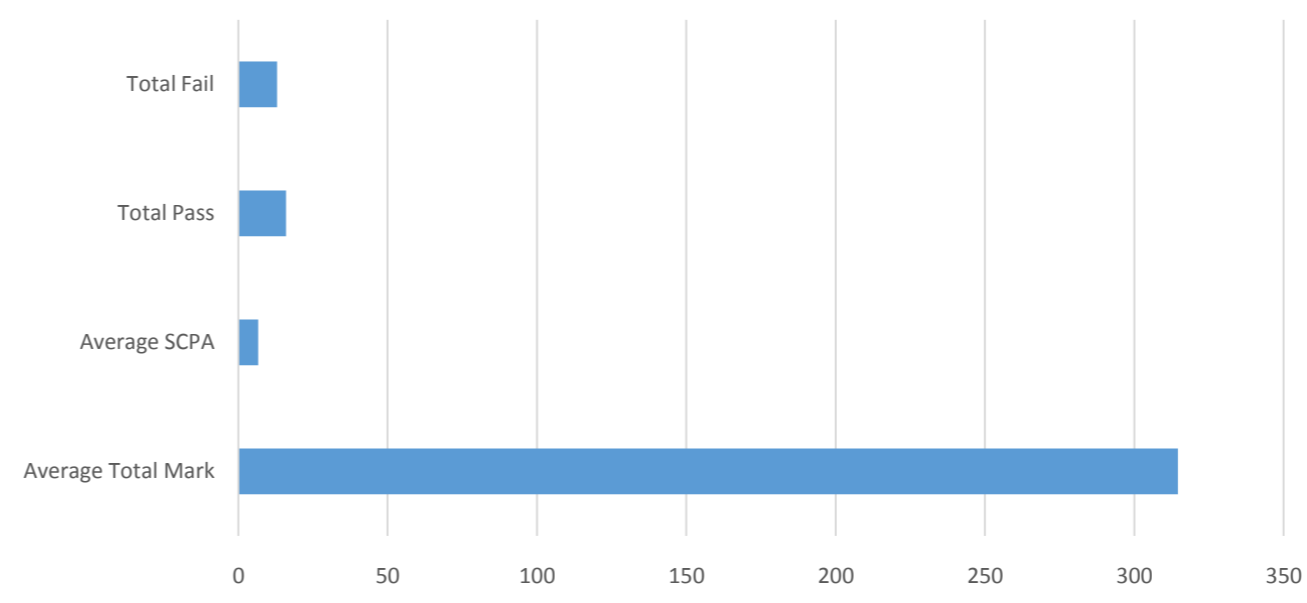
Course & Programme outcome of B.Com Computer Application, Academic Year 2014-15, Semester - I

Program me	Course Code	Course	Academ ic Year	Se mes ter	Handl ed By	Average ESA (80)	Average ISA (20)	Average Total (100)	S	A+	A	B+	B	C+	C	D+	D	E	Fail	Abse nt	Total Coun t of Grad es	Average Total Mark	Aver age SCP A	Total Pass	Total Fail	Total Studen ts Coun t
B.Com CA	EN01AA	English - Communication S	2014-15	I		41.6897	13.31	55.00	-	-	1	-	1	-	11	-	4	10	2	-	29	314.66	6.66	16	13	29
B.Com CA		Malayalam / Hindi	2014-15	I		47.7586	15.31	63.07	-	-	3	-	7	-	7	-	5	6	1	-	29					
B.Com CA	CM01BA	Modern Banking	2014-15	I		27.10	16.10	43.21	-	-	-	-	2	-	-	-	5	11	11	-	29					
B.Com CA	CM01CR	Business Statistics	2014-15	I		32.10	15.62	47.72	-	-	1	-	3	-	2	-	3	12	8	-	29					
B.Com CA	CM01CR	Business Regulatory Frame	2014-15	I		34.00	16.31	50.31	-	-	3	-	4	-	3	-	5	3	11	-	29					
B.Com CA	M01BA9	Common Core 1	2014-15	I		40.03	15.31	55.34	-	-	2	-	4	-	5	-	6	8	4	-	29					

Course outcome of B.Com Computer Application, Academic Year 2014-15, Semester - I



Programme outcome of B.Com Computer Application, Academic Year 2014-15, Semester - I

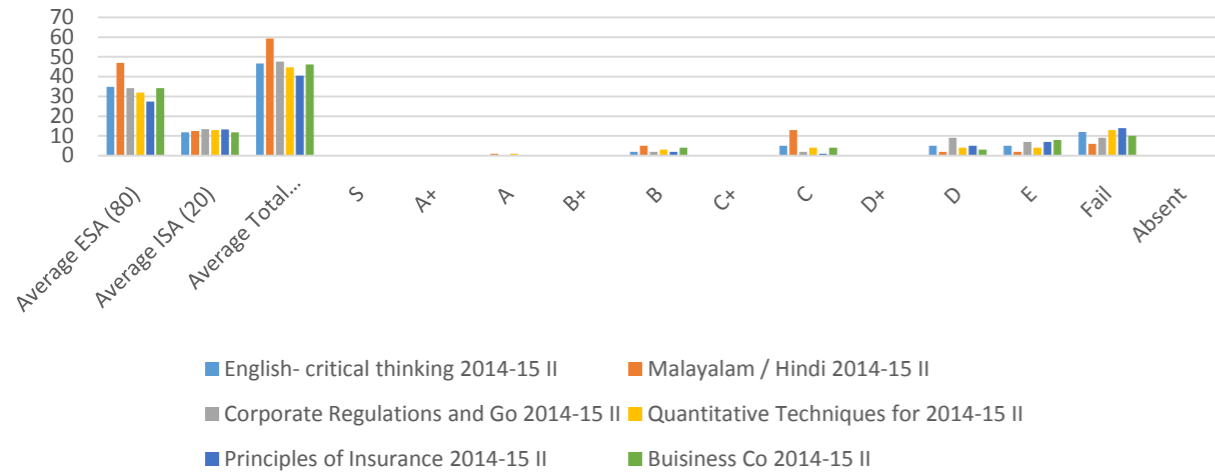


Overall Pass %
55.17

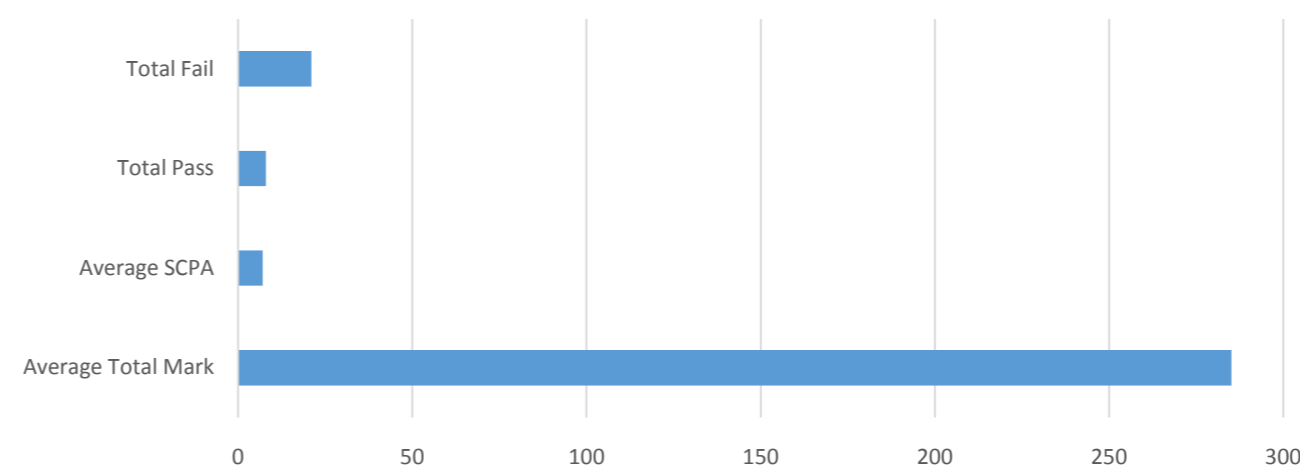
Course & Programme outcome of B.Com Computer Application, Academic Year 2014-15, Semester - II

Program me	Course Code	Course	Academ ic Year	Se mes ter	Handl ed By	Average ESA (80)	Average ISA (20)	Average Total (100)	S	A+	A	B+	B	C+	C	D+	D	E	Fail	Abse nt	Total Coun t of Grad es	Average Total Mark	Aver age SCP A	Total Pass	Total Fail	Total Studen ts Coun t
B.Com CA	EN02AA9	English- critical thinking	2014-15	II		34.8276	11.8621	46.6897	-	-	-	-	2	-	5	-	5	5	12	-	29	285.14	7.11	8	21	29
B.Com CA		Malayalam / Hindi	2014-15	II		46.931	12.4483	59.3793	-	-	1	-	5	-	13	-	2	2	6	-	29					
B.Com CA	CM02BA	Corporate Regulations and Go	2014-15	II		34.1724	13.4138	47.5862	-	-	-	-	2	-	2	-	9	7	9	-	29					
B.Com CA	CM02CR	Quantitative Techniques for	2014-15	II		31.8966	12.8966	44.7931	-	-	1	-	3	-	4	-	4	4	13	-	29					
B.Com CA	CM02CR	Principles of Insurance	2014-15	II		27.3793	13.2069	40.5862	-	-	-	-	2	-	1	-	5	7	14	-	29					
B.Com CA	CM02BA	Buisness Co	2014-15	II		34.2414	11.8621	46.1034	-	-	-	-	4	-	4	-	3	8	10	-	29					

Course outcome of B.Com Computer Application, Academic Year 2014-15, Semester - II



Programme outcome of B.Com Computer Application, Academic Year 2014-15, Semester - II



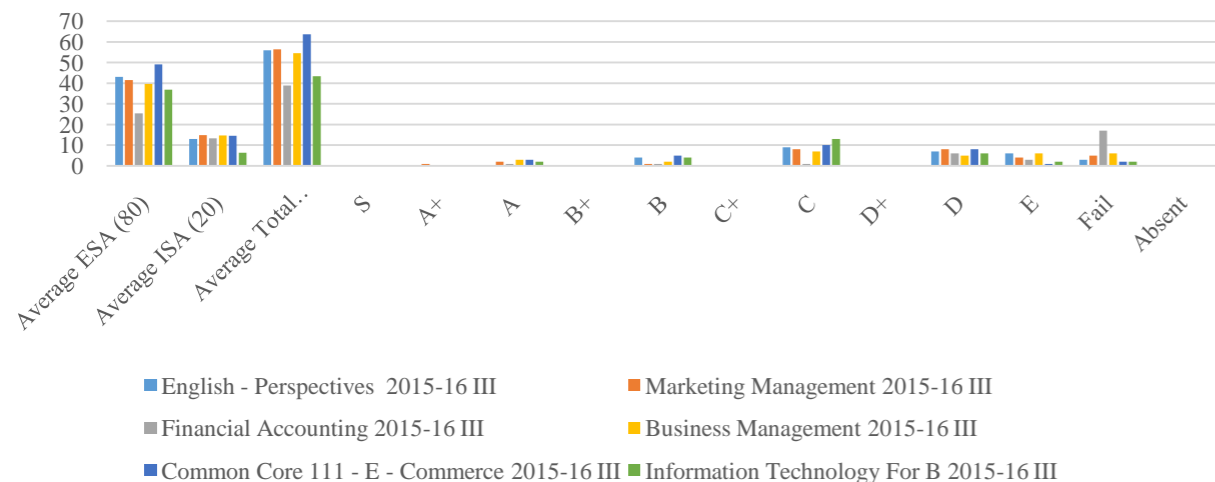
Overall Pass %

27.59

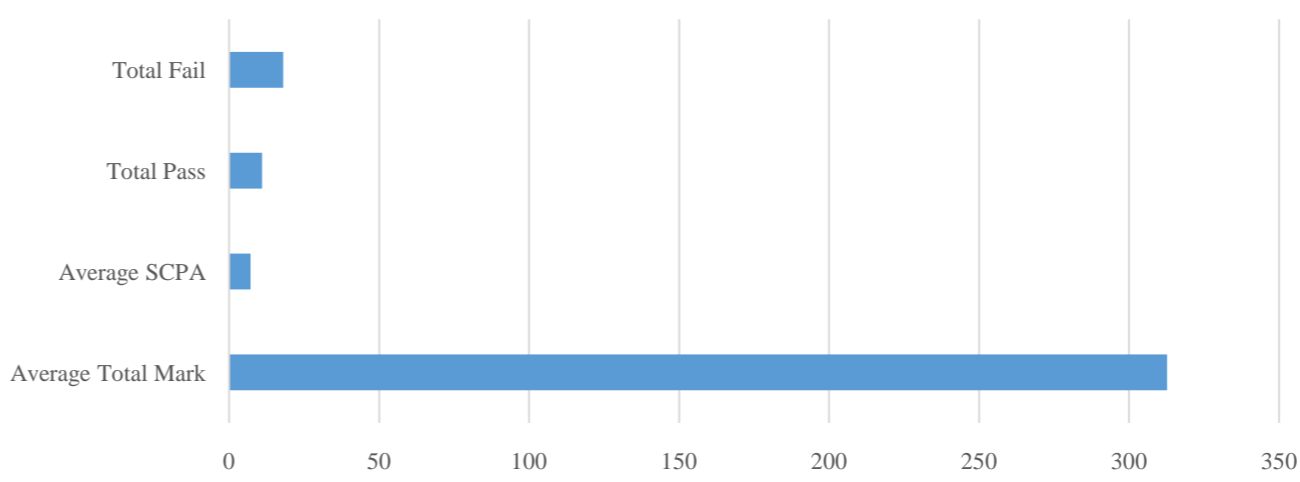
Course & Programme outcome of B.Com Computre Application, Academic Year 2015-16, Semester - III

Program me	Course Code	Course	Academ ic Year	Se mes	Handl ed By	Average ESA (80)	Average ISA (20)	Average Total	S	A+	A	B+	B	C+	C	D+	D	E	Fail	Abse nt	Total Coun	Average Total	Aver age	Total Pass	Total Fail	Total Stude
B.Com CA	EN03AA9	English - Perspectives	2015-16	III		43	12.9655	55.9655	-	-	-	-	4	-	9	-	7	6	3	-	29	312.621	7.17	11	18	29
B.Com CA	CM03BA	Marketing Management	2015-16	III		41.4828	14.8966	56.3793	-	1	2	-	1	-	8	-	8	4	5	-	29					
B.Com CA	CM03BA	Financial Accounting	2015-16	III		25.4483	13.3793	38.8276	-	-	1	-	1	-	1	-	6	3	17	-	29					
B.Com CA	CM03BA	Business Management	2015-16	III		39.6897	14.7586	54.4483	-	-	3	-	2	-	7	-	5	6	6	-	29					
B.Com CA	CM03BA	Common Core 111 - E - Commerce	2015-16	III		49.069	14.6207	63.6897	-	-	3	-	5	-	10	-	8	1	2	-	29					
B.Com CA	CM03BB	Information Technology For B	2015-16	III		36.8966	6.41379	43.3103	-	-	2	-	4	-	13	-	6	2	2	-	29					

Course Outcome of B.Com CA, Academic Year 2015-16, Semester -III



Programme Outcome of B.Com CA, Academic Year 2015-16, Semester - III



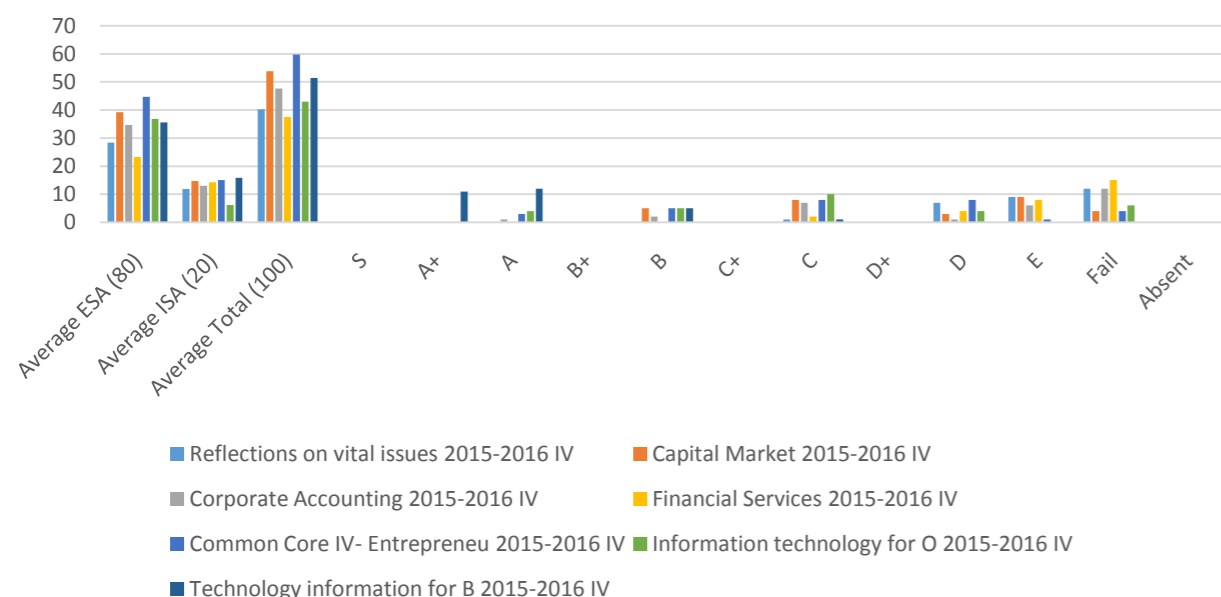
Overall Pass %

37.93

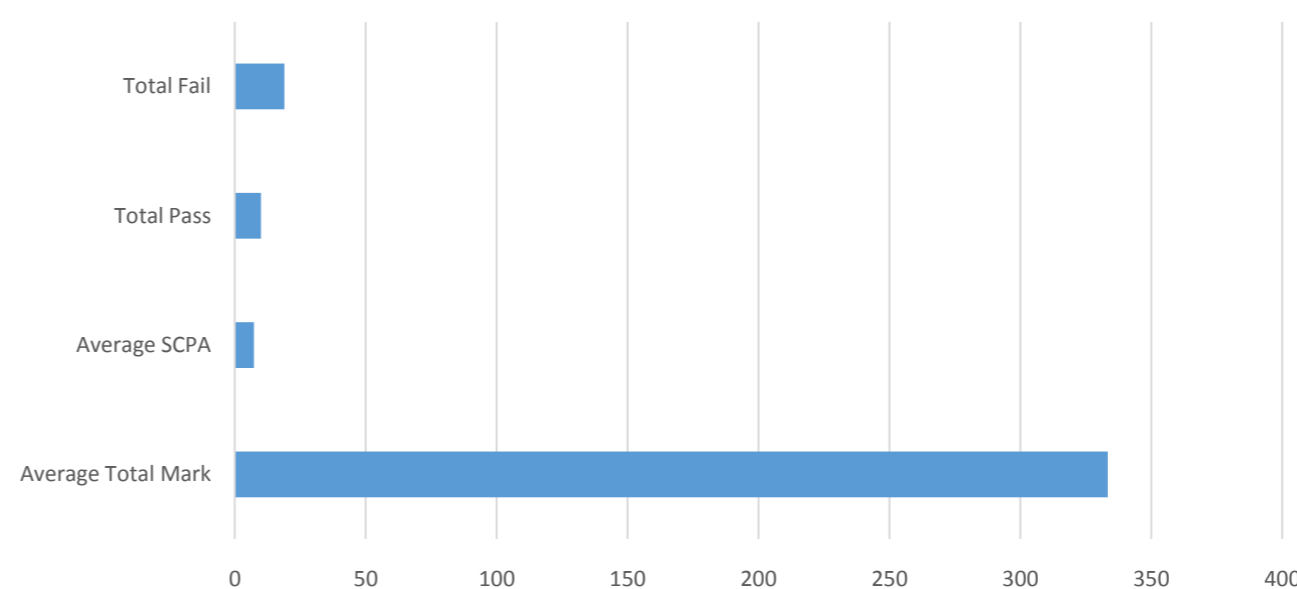
Course & Programme outcome of B.Com Computer Application, Academic Year 2015-16, Semester - IV

Program me	Course Code	Course	Academ ic Year	Se mes ter	Handl ed By	Average ESA (80)	Average ISA (20)	Average Total (100)	S	A+	A	B+	B	C+	C	D+	D	E	Fail	Abse nt	Total Coun t of Grad es	Average Total Mark	Aver age SCP A	Total Pass	Total Fail	Total Stude nts Coun t
B.Com CA	EN04AA	Reflections on vital issues	2015-2016	IV		28.3793	11.8621	40.2414	-	-	-	-	-	-	1	-	7	9	12	-	29	333.379	7.36	10	19	29
B.Com CA	CM04BA	Capital Market	2015-2016	IV		39.2069	14.6552	53.8621	-	-	-	-	5	-	8	-	3	9	4	-	29					
B.Com CA	CM04BA	Corporate Accounting	2015-2016	IV		34.6552	13	47.6552	-	-	1	-	2	-	7	-	1	6	12	-	29					
B.Com CA	CM04BA	Financial Services	2015-2016	IV		23.2759	14.2759	37.5517	-	-	-	-	-	-	2	-	4	8	15	-	29					
B.Com CA	CM04BA	Common Core IV- Entrepreneu	2015-2016	IV		44.6552	15.0345	59.6897	-	-	3	-	5	-	8	-	8	1	4	-	29					
B.Com CA	CM04BB	Information technology for O	2015-2016	IV		36.7931	6.13793	42.931	-	-	4	-	5	-	10	-	4	-	6	-	29					
B.Com CA	CM3BBA	Technology information for B	2015-2016	IV		35.6207	15.8276	51.4483	-	11	#	-	5	-	1	-	-	-	-	-	29					

Course Outcome of B.Com CA, Academic Year 2015-16, Semester - IV



Programme Outcome of B.Com CA, Academic Year 2015-16, Semester - IV



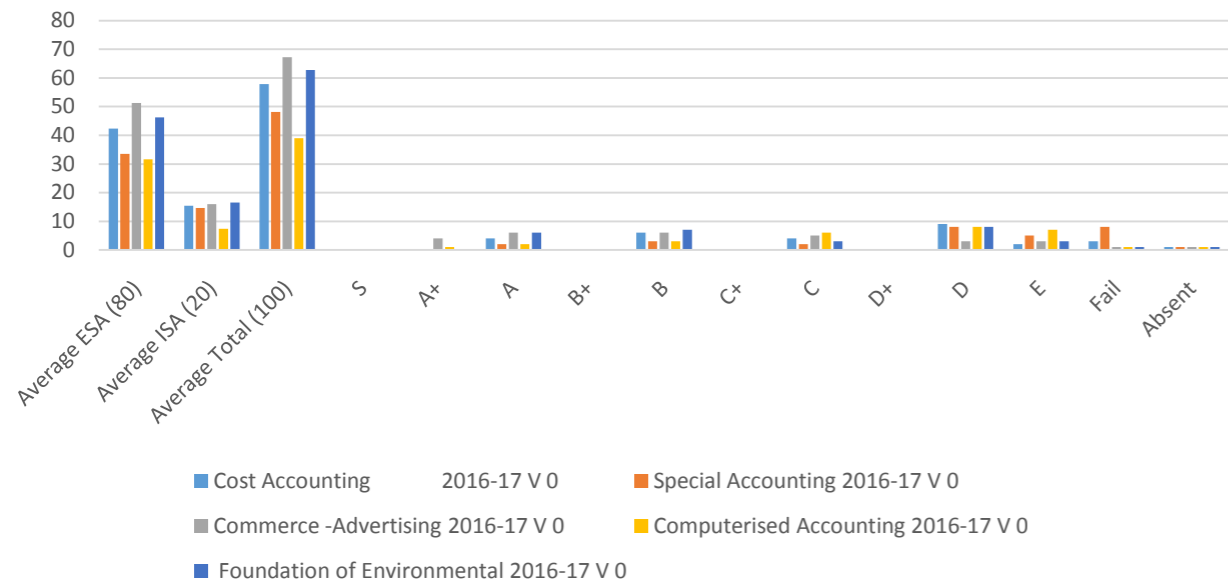
Overall Pass %

34.48

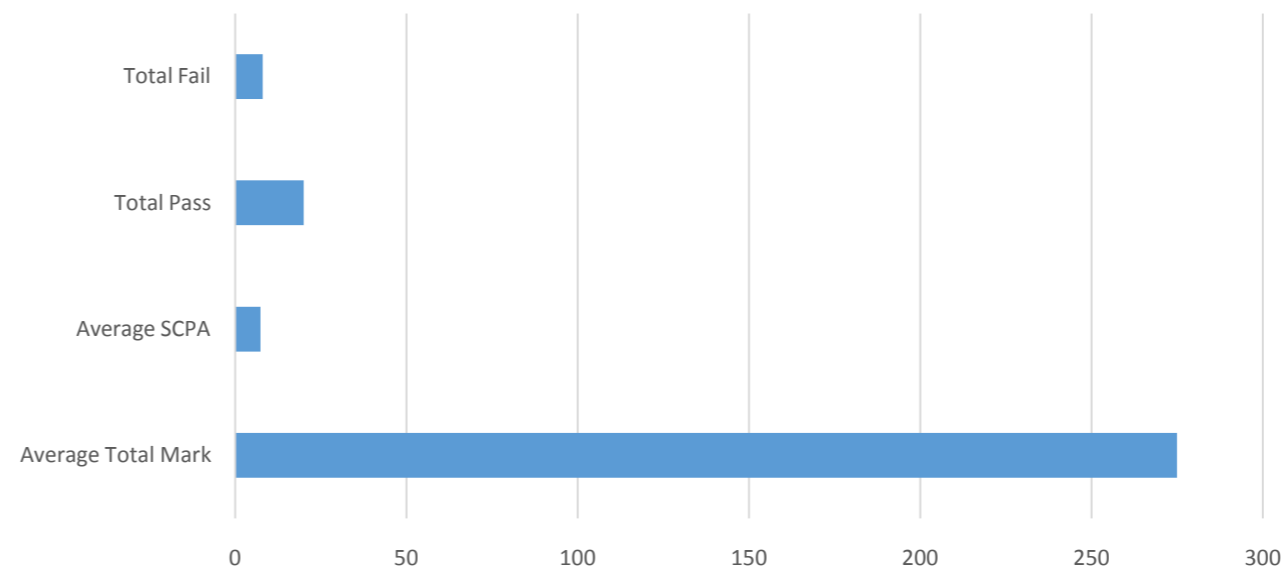
Course & Programme outcome of B.Com Computer Application, Academic Year 2016-17, Semester - V

Program me	Course Code	Course	Academ ic Year	Se mes ter	Handl ed By	Average ESA (80)	Average ISA (20)	Average Total (100)	S	A+	A	B+	B	C+	C	D+	D	E	Fail	Abse nt	Total Coun t of Grad es	Average Total Mark	Aver age SCP A	Total Pass	Total Fail	Total Stude nts Coun t
B.Com CA	M05BAA	Cost Accounting	2016-17	V		42.3793	15.4483	57.8276	-	-	4	-	6	-	4	-	9	2	3	1	29	275	7.37	20	8	28
B.Com CA	CM05CR0	Special Accounting	2016-17	V		33.4828	14.6552	48.1379	-	-	2	-	3	-	2	-	8	5	8	1	29					
B.Com CA	CM05CAA	Commerce -Advertising	2016-17	V		51.3103	15.9655	67.2759	-	4	6	-	6	-	5	-	3	3	1	1	29					
B.Com CA	CM05CR0	Computerised Accounting	2016-17	V		31.6207	7.34483	38.9655	-	1	2	-	3	-	6	-	8	7	1	1	29					
B.Com CA	EM05DAF	Foundation of Environmental	2016-17	V		46.2414	16.5517	62.7931	-	-	6	-	7	-	3	-	8	3	1	1	29					

Course outcome of B.Com Computer Application, Academic Year 2016-17, Semester - V



Programme Outcome of B.Com CA, Academic year 2016-17, Semester - V



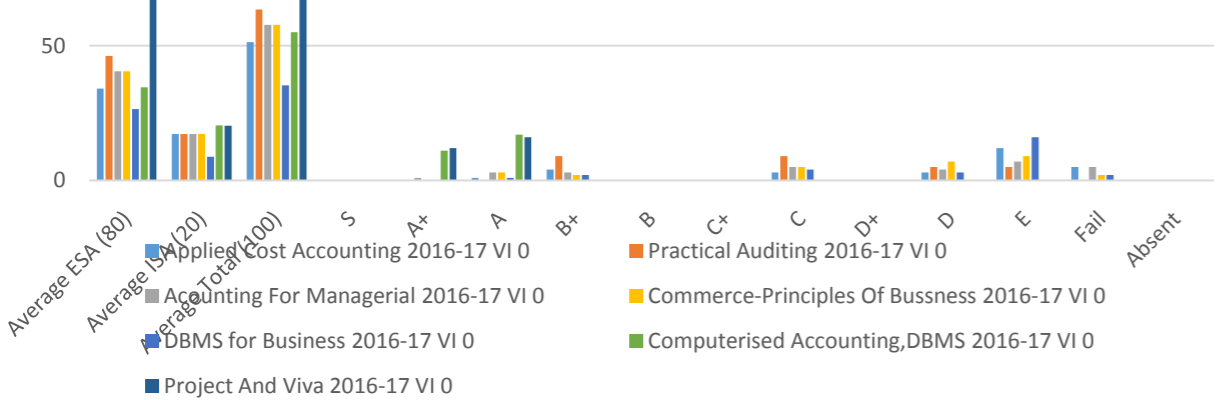
Overall Pass %

71.43

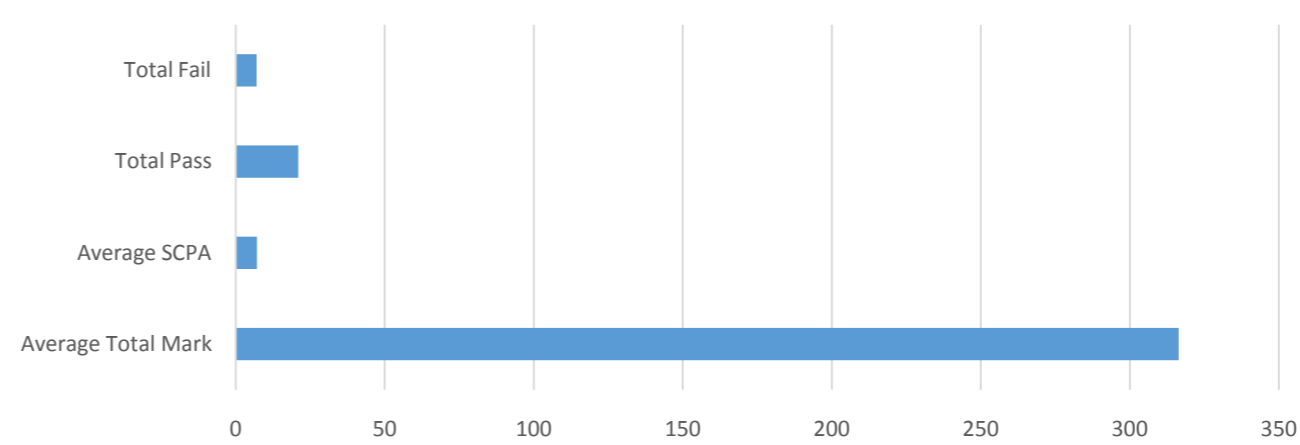
Course & Programme outcome of B.Com Computer Application, Academic Year 2016-17, Semester - VI

Program me	Course Code	Course	Academ ic Year	Se mes ter	Handl ed By	Average ESA (80)	Average ISA (20)	Average Total (100)	S	A+	A	B+	B	C+	C	D+	D	E	Fail	Abse nt	Total Count of Grade s	Average Total Mark	Avera ge SCPA	Total Pass	Total Fail	Total Studen ts Count
B.Com Con	CM06BA	Applied Cost Accounting	2016-17	VI		34.0741	17.1852	51.2593	-	-	1	4	-	-	3	-	3	12	5	-	28	316.37	7.14	21	7	28
B.Com Con	CM06BA	Practical Auditing	2016-17	VI		46.2222	17.1852	63.4074	-	-	-	9	-	-	9	-	5	5	-	-	28					
B.Com Con	CM06BA	Accounting For Managerial	2016-17	VI		40.4815	17.2593	57.7407	-	1	3	3	-	-	5	-	4	7	5	-	28					
B.Com Con	CM06CR	Commerce-Principles Of Busness	2016-17	VI		40.4815	17.2593	57.7407	-	-	3	2	-	-	5	-	7	9	2	-	28					
B.Com Con	CM06BB	DBMS for Business	2016-17	VI		26.4444	8.77778	35.2222	-	-	1	2	-	-	4	-	3	16	2	-	28					
B.Com Con	CM56BB	Computerised Accounting,DBMS	2016-17	VI		34.5556	20.4444	55	-	11	17	-	-	-	-	-	-	-	-	-	28					
B.Com Con	CM06BF	Project And Viva	2016-17	VI		72.2963	20.3333	92.6296	-	12	16	-	-	-	-	-	-	-	-	-	28					

Course Outcome of B. Com Computer Application, Academic Year 2016-17, Semester - VI



Programme Outcome of B.Com Computer Application, Academic Year 2016-17, Semester - VI



Overall Pass %

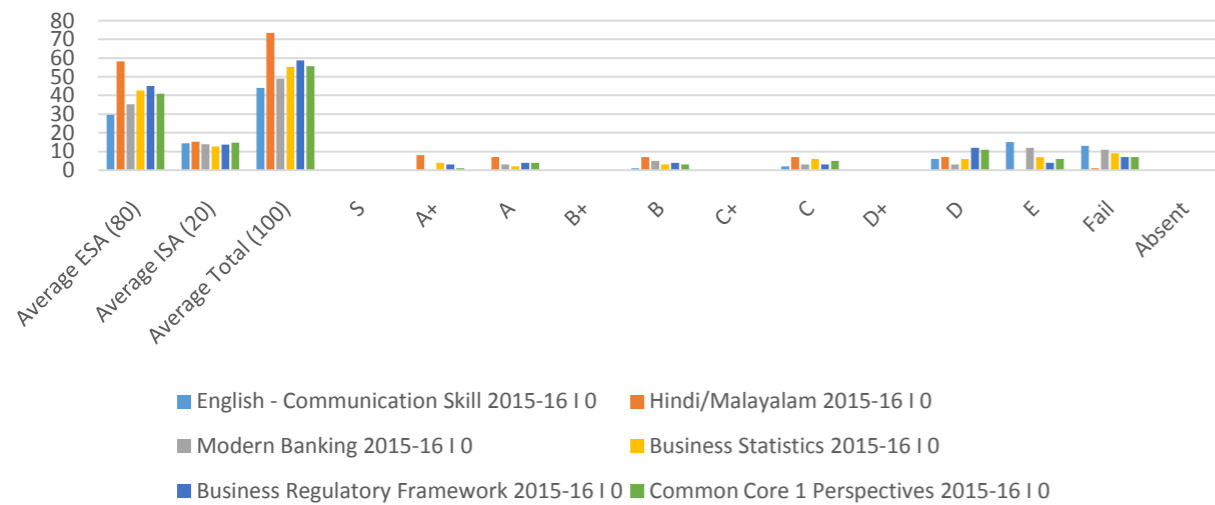
75.00

Admission Batch : 2015-18

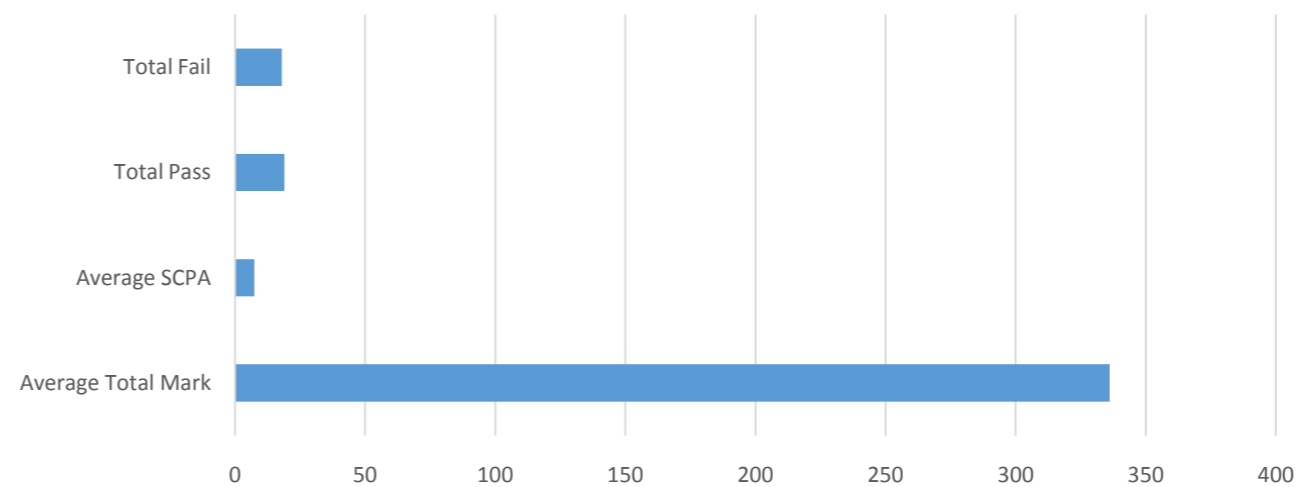
Course & Programme outcome of B.Com C.A, Academic Year 2015-16, Semester - I

Program me	Course Code	Course	Academ ic Year	Se mes ter	Handl ed By	Average ESA (80)	Average ISA (20)	Average Total (100)	S	A+	A	B+	B	C+	C	D+	D	E	1	Absent	Total Count of Grades	Average Total Mark	Aver age SCP A	Total Pass	Total Fail	Total Students Coun
B.Com C.A	EN01AA9	English - Communication Skill	2015-16	I		29.6216	14.3243	43.9459	-	-	-	-	1	-	2	-	6	15	13	-	37	336.189	7.36	19	18	37
B.Com C.A		Hindi/Malayalam	2015-16	I		58.2973	15.1622	73.4595	-	8	7	-	7	-	7	-	7	-	1	-	37					
B.Com C.A	CM01BA	Modern Banking	2015-16	I		35.2162	13.8378	49.0541	-	-	3	-	5	-	3	-	3	12	11	-	37					
B.Com C.A	CM01CR	Business Statistics	2015-16	I		42.6486	12.6486	55.2973	-	4	2	-	3	-	6	-	6	7	9	-	37					
B.Com C.A	CM01CR	Business Regulatory Framework	2015-16	I		45.027	13.6486	58.6757	-	3	4	-	4	-	3	-	12	4	7	-	37					
B.Com C.A	CM01BA	Common Core 1 Perspectives	2015-16	I		41	14.7568	55.7568	-	1	4	-	3	-	5	-	11	6	7	-	37					

Course Outcome of B.Com C.A, Academic Year 2015-16, Semester - I



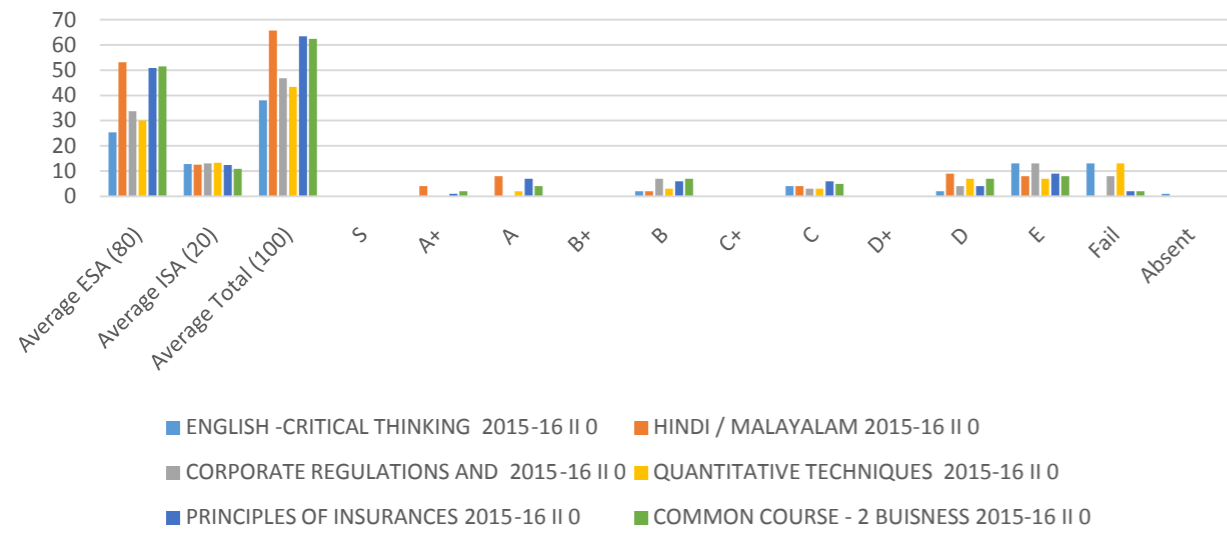
Programme Outcome of B.Com C.A, Academic Year 2015-16, Semester - I



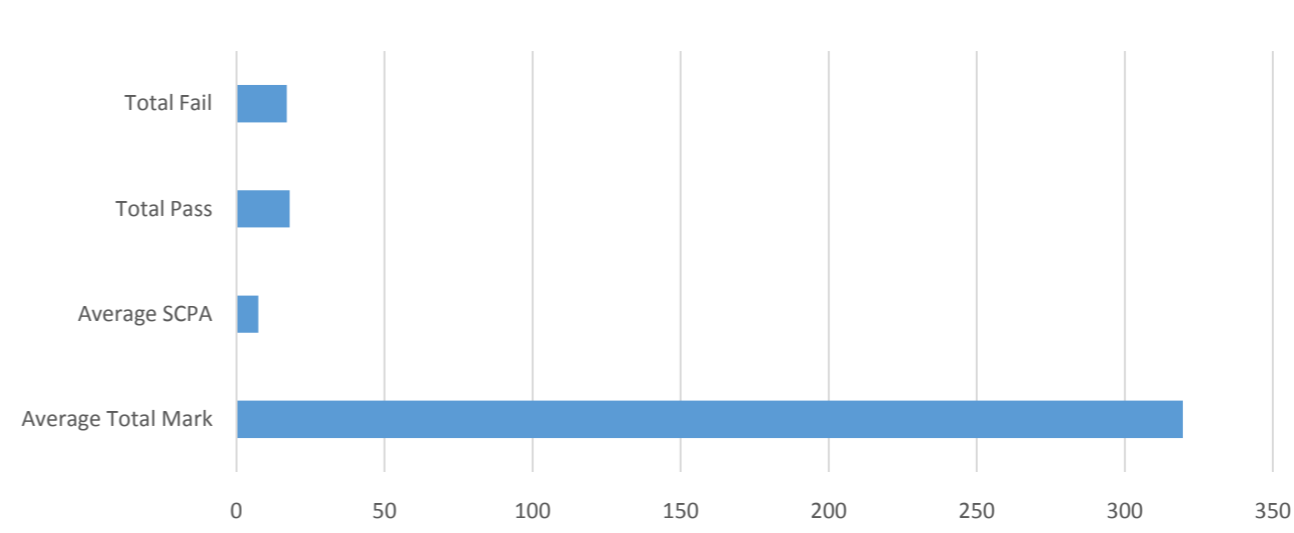
Course & Programme outcome of B.Com C.A, Academic Year 2015-16, Semester - II

Program me	Course Code	Course	Academ ic Year	Se mes ter	Handl ed By	Average ESA (80)	Average ISA (20)	Average Total (100)	S	A+	A	B+	B	C+	C	D+	D	E	Fail	Abse nt	Total Count of Grades	Average Total Mark	Aver age SCP A	Total Pass	Total Fail	Total Students Coun t
B.Com CA	EN02AA9	ENGLISH -CRITICAL THINKING	2015-16	II		25.4	12.8	38.0286	-	-	-	-	2	-	4	-	2	13	13	1	35	319.629	7.3	18	17	35
B.Com CA		HINDI / MALAYALAM	2015-16	II		53.1714	12.5143	65.6857	-	4	8	-	2	-	4	-	9	8	-	-	35					
B.Com CA	CM02BA	CORPORATE REGULATIONS AND	2015-16	II		33.7714	13.0571	46.8286	-	-	-	-	7	-	3	-	4	13	8	-	35					
B.Com CA	CM02CR	QUANTITATIVE TECHNIQUES	2015-16	II		30.0286	13.3143	43.3429	-	-	2	-	3	-	3	-	7	7	13	-	35					
B.Com CA	CM02CR	PRINCIPLES OF INSURANCES	2015-16	II		50.8571	12.4857	63.3429	-	1	7	-	6	-	6	-	4	9	2	-	35					
B.Com CA	CM02BA	COMMON COURSE - 2 BUISNESS	2015-16	II		51.4857	10.9143	62.4	-	2	4	-	7	-	5	-	7	8	2	-	35					

Course outcome of B.Com C.A, Academic Year 2015-16, Semester - II



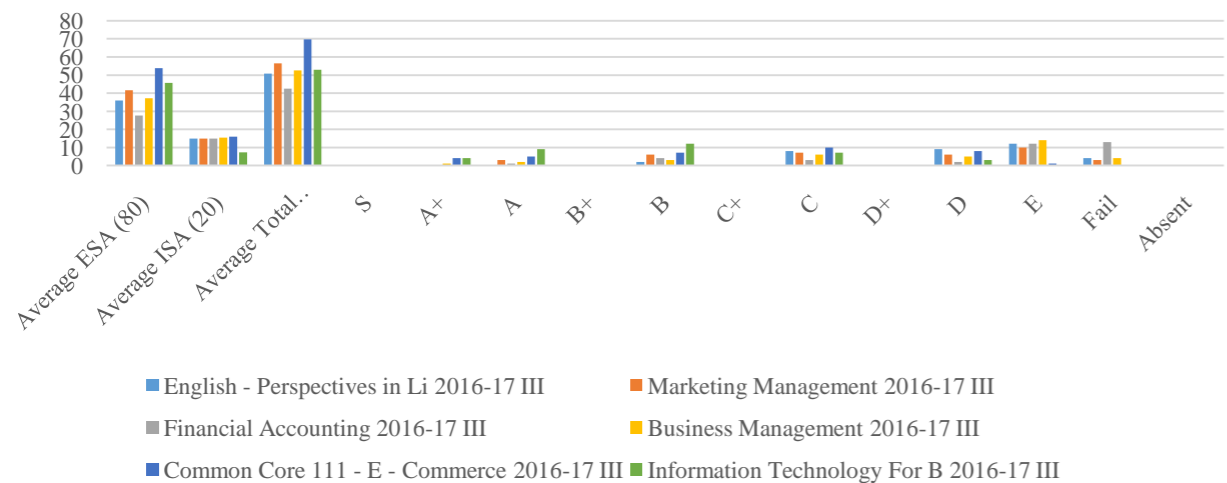
Programme Outcome of B.Com C.A, Academic Year 2015-16, Semester - II



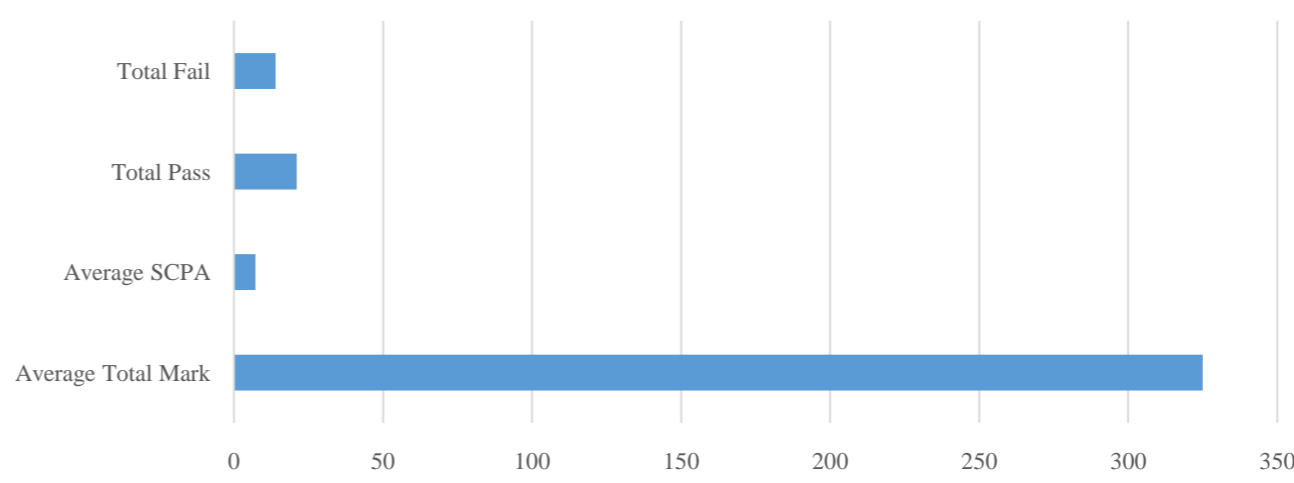
Course & Programme outcome of B.Com Computre Application, Academic Year 2016-17, Semester - III

Program me	Course Code	Course	Academ ic Year	Se mes ter	Handl ed By	Average ESA (80)	Average ISA (20)	Average Total (100)	S	A+	A	B+	B	C+	C	D+	D	E	Fail	Abse nt	Total Count of Grade s	Average Total Mark	Avera ge SCPA	Total Pass	Total Fail	Total Studen ts Count
B.Com CA	EN03AA9	English - Perspectives in Li	2016-17	III		35.94	14.89	50.83	-	-	-	-	2	-	8	-	9	12	4	-	35	325.029	7.16	21	14	35
B.Com CA	CM03BA	Marketing Management	2016-17	III		41.5714	14.9143	56.4857	-	-	3	-	6	-	7	-	6	10	3	-	35					
B.Com CA	CM03BA	Financial Accounting	2016-17	III		27.6	14.8	42.4	-	-	1	-	4	-	3	-	2	12	13	-	35					
B.Com CA	CM03BA	Business Management	2016-17	III		37.1429	15.4857	52.6286	-	1	2	-	3	-	6	-	5	14	4	-	35					
B.Com CA	CM03BA	Common Core 111 - E - Commerce	2016-17	III		53.8571	15.8857	69.7429	-	4	5	-	7	-	10	-	8	1	-	-	35					
B.Com CA	CM03BB	Information Technology For B	2016-17	III		45.6	7.34286	52.9429	-	4	9	-	12	-	7	-	3	-	-	-	35					

Course Outcome of B.Com CA , Academic Year 2016-17, Semester -III



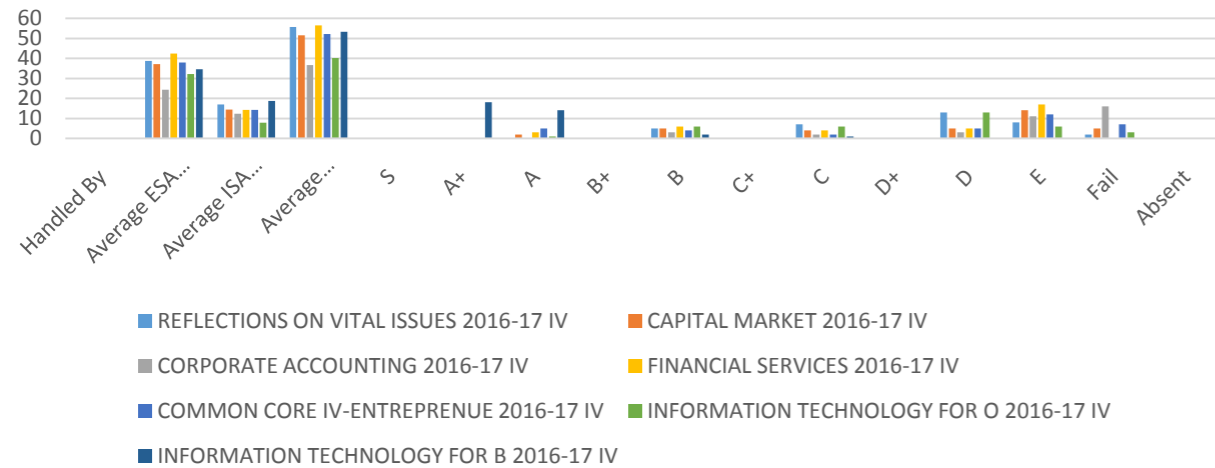
Programme Outcome of B.Com CA, Academic Year 2016-17, Semester - III



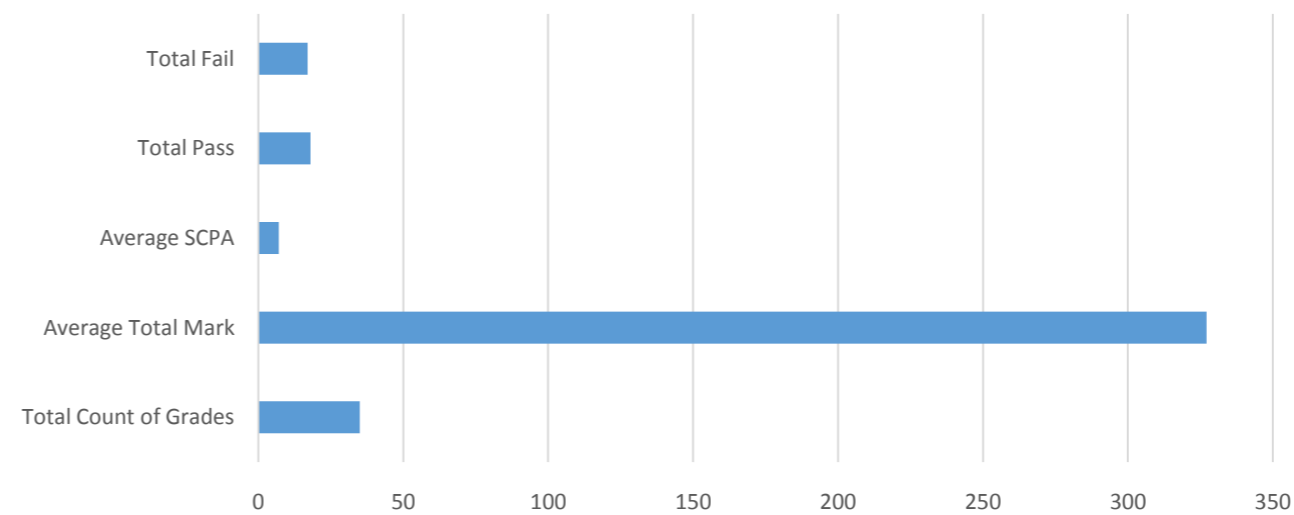
Course & Programme outcome of B.Com Computer Application, Academic Year 2016-17, Semester - IV

Program me	Course Code	Course	Academ ic Year	Se mes ter	Handl ed By	Average ESA (80)	Average ISA (20)	Average Total (100)	S	A+	A	B+	B	C+	C	D+	D	E	Fail	Abse nt	Total Coun t of Grad es	Average Total Mark	Aver age SCP A	Total Pass	Total Fail	Total Stude nts Coun t
B.Com CA	EN04AA9	REFLECTIONS ON VITAL ISSUES	2016-17	IV		38.66	16.97	55.63	-	-	-	-	5	-	7	-	13	8	2	-	35	327.135	7.04	18	17	35
B.Com CA	CM04BA	CAPITAL MARKET	2016-17	IV		37.11	14.40	51.54	-	-	2	-	5	-	4	-	5	14	5	-	35					
B.Com CA	CM04BA	CORPORATE ACCOUNTING	2016-17	IV		24.37	12.31	36.69	-	-	-	-	3	-	2	-	3	11	16	-	35					
B.Com CA	CM04BA	FINANCIAL SERVICES	2016-17	IV		42.37	14.17	56.54	-	-	3	-	6	-	4	-	5	17	-	-	35					
B.Com CA	CM04BA	COMMON CORE IV-ENTREPRENUE	2016-17	IV		37.89	14.20	52.09	-	-	5	-	4	-	2	-	5	12	7	-	35					
B.Com CA	CM04BB	INFORMATION TECHNOLOGY FOR	2016-17	IV		32.20	7.91	40.11	-	-	1	-	6	-	6	-	13	6	3	-	35					
B.Com CA	CM34BBA	INFORMATION TECHNOLOGY FOR B	2016-17	IV		34.54	18.69	53.23	-	18	#	-	2	-	1	-	-	-	-	-	35					

Course outcome of B.Com Computer Application, Academic Year 2016-17, Semester - IV



Programme outcome of B.Com Computer Application, Academic Year 2014-15, Semester - IV



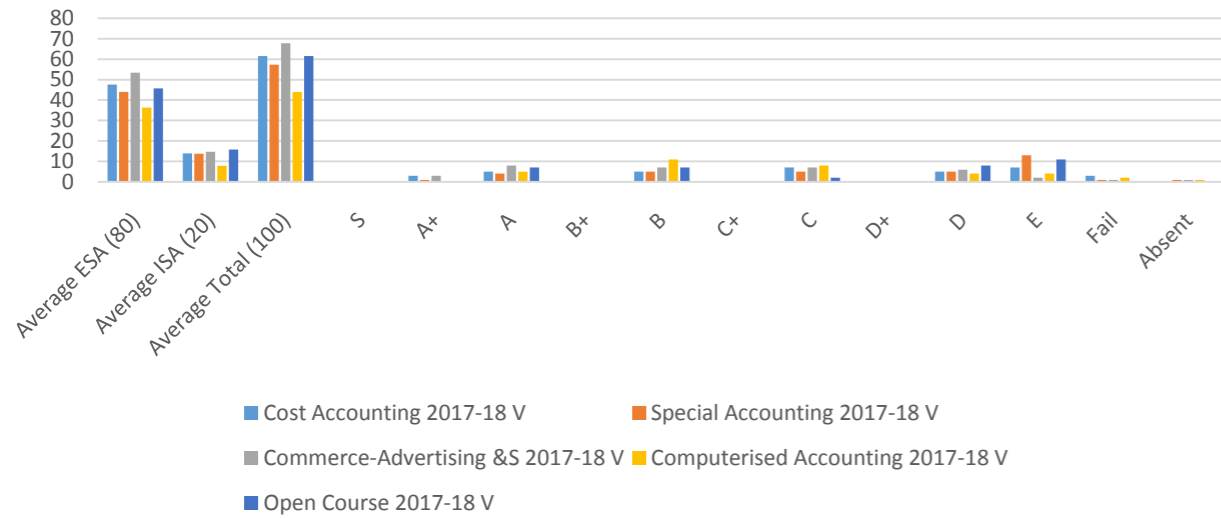
Overall Pass %

51.43

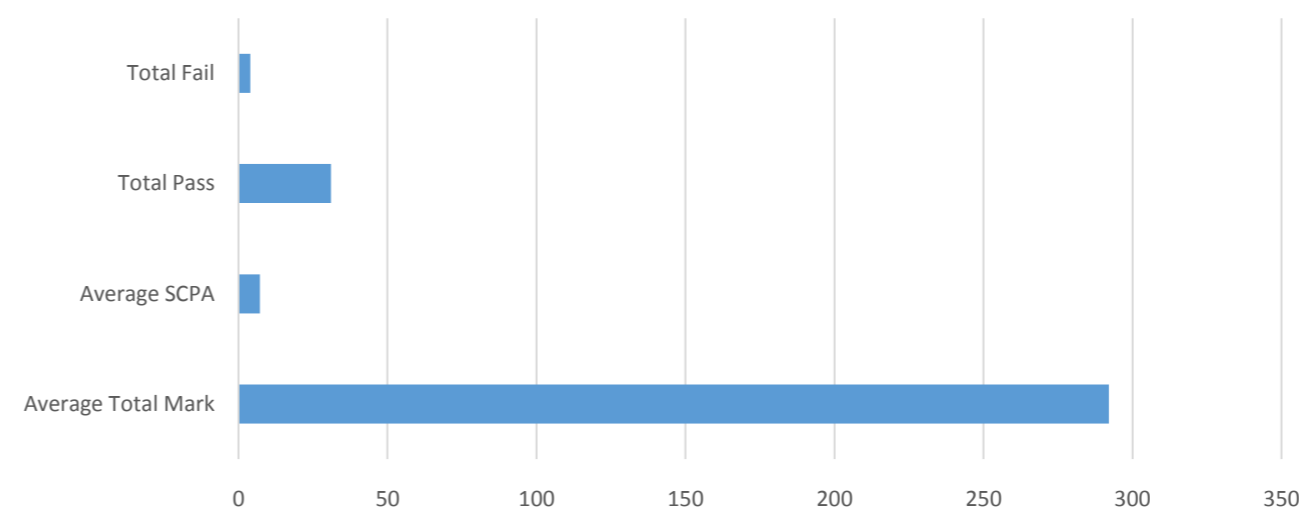
Course & Programme outcome of B.Com Computer Application, Academic Year 2017-18, Semester - V

Program me	Course Code	Course	Academ ic Year	Se mes ter	Handl ed By	Average ESA (80)	Average ISA (20)	Average Total (100)	S	A+	A	B+	B	C+	C	D+	D	E	Fail	Abse nt	Total Coun t of Grad es	Average Total Mark	Aver age SCP A	Total Pass	Total Fail	Total Stude nts Coun t
B.Com CA	CM05BA	Cost Accounting	2017-18	V		47.6286	13.8857	61.5143	-	3	5	-	5	-	7	-	5	7	3	-	35	292.143	7.2	31	4	35
B.Com CA	CM05CR	Special Accounting	2017-18	V		43.9143	13.7429	57.3714	-	1	4	-	5	-	5	-	5	13	1	1	35					
B.Com CA	CM05CA	Commerce-Advertising &S	2017-18	V		53.4	14.7143	67.7143	-	3	8	-	7	-	7	-	6	2	1	1	35					
B.Com CA	CM05CR	Computerised Accounting	2017-18	V		36.3143	7.88571	44	-	-	5	-	11	-	8	-	4	4	2	1	35					
B.Com CA		Open Course	2017-18	V		45.7143	15.8286	61.5429	-	-	7	-	7	-	2	-	8	11	-	-	35					

Course outcome of B.Com Computer Application, Academic Year 2017-18, Semester - V



Programme outcome of B.Com Computer Application, Academic Year 2017-18, Semester - V



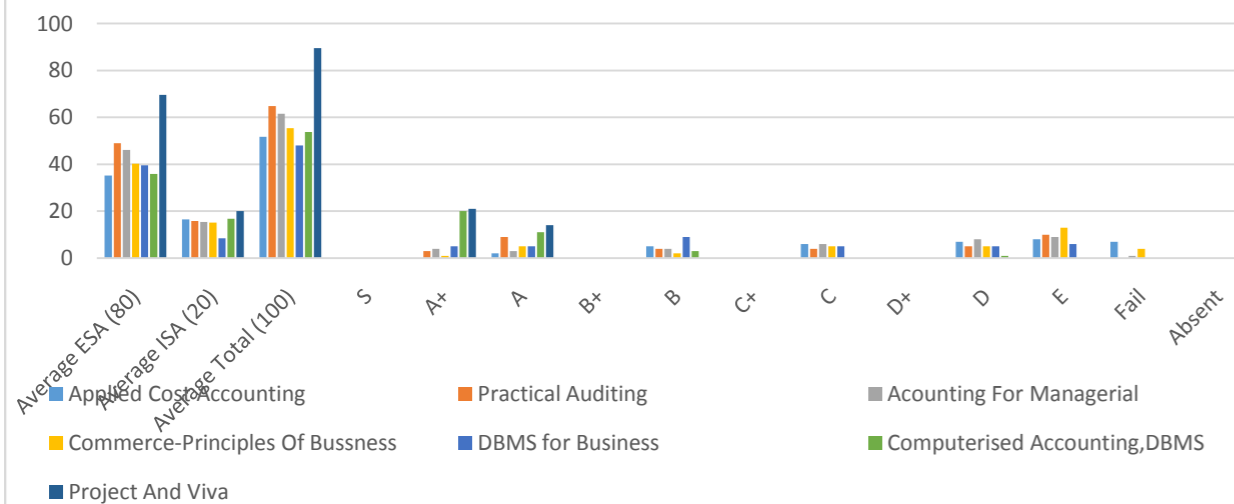
Overall Pass %

88.57

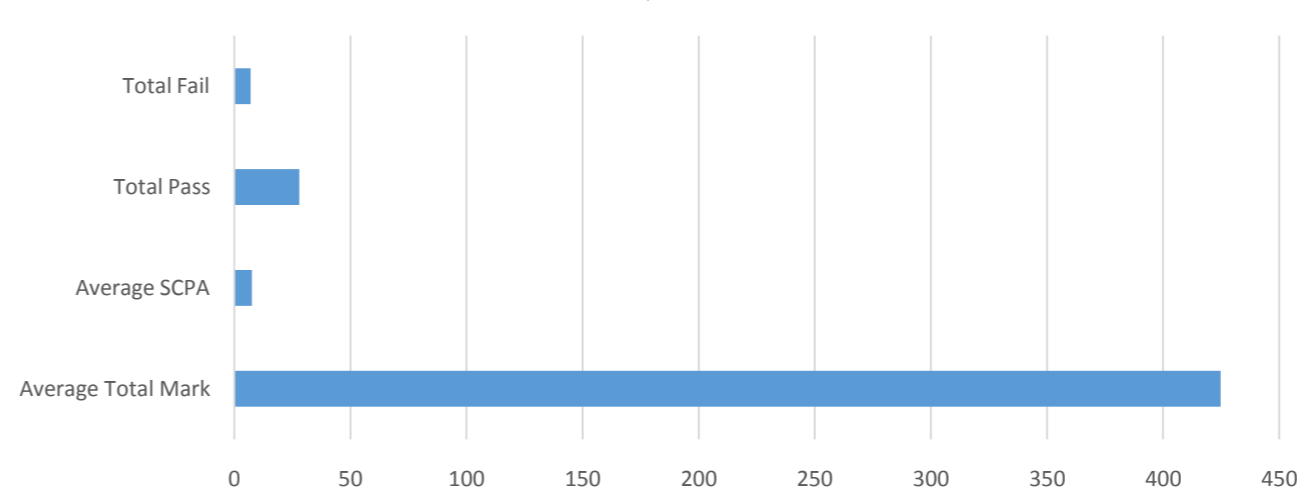
Course & Programme outcome of B.Com Computer Application, Academic Year 2017-18, Semester - VI

Program me	Course Code	Course	Academ ic Year	Se mes ter	Handl ed By	Average ESA (80)	Average ISA (20)	Average Total (100)	S	A+	A	B+	B	C+	C	D+	D	E	Fail	Abse nt	Total Count of Grade s	Average Total Mark	Avera ge SCPA	Total Pass	Total Fail	Total Studen ts Count
B.Com Con	CM06BA	Applied Cost Accounting	2017-18	VI		35.2286	16.5143	51.7429	-	-	2	-	5	-	6	-	7	8	7	-	35	424.743	7.6	28	7	35
B.Com Con	CM06BA	Practical Auditing	2017-18	VI		49.0286	15.7714	64.8	-	3	9	-	4	-	4	-	5	10	-	-	35					
B.Com Con	CM06BA	Accounting For Managerial	2017-18	VI		46.1429	15.4	61.5429	-	4	3	-	4	-	6	-	8	9	1	-	35					
B.Com Con	CM06CR	Commerce-Principles Of Busness	2017-18	VI		40.2571	15.1429	55.4	-	1	5	-	2	-	5	-	5	13	4	-	35					
B.Com Con	CM06BB	DBMS for Business	2017-18	VI		39.5714	8.42857	48	-	5	5	-	9	-	5	-	5	6	-	-	35					
B.Com Con	CM56BB	Computerised Accounting,DBMS	2017-18	VI		35.8286	16.7429	53.7143	-	20	11	-	3	-	-	-	1	-	-	-	35					
B.Com Con	CM06BF	Project And Viva	2017-18	VI		69.5429	20	89.5429	-	21	14	-	-	-	-	-	-	-	-	-	35					

Course Outcome of B. Com Computer Application, Academic Year 2017-18, Semester - VI



Programme Outcome of B.Com Computer Application, Academic Year 2017-18, Semester - VI



Overall Pass %

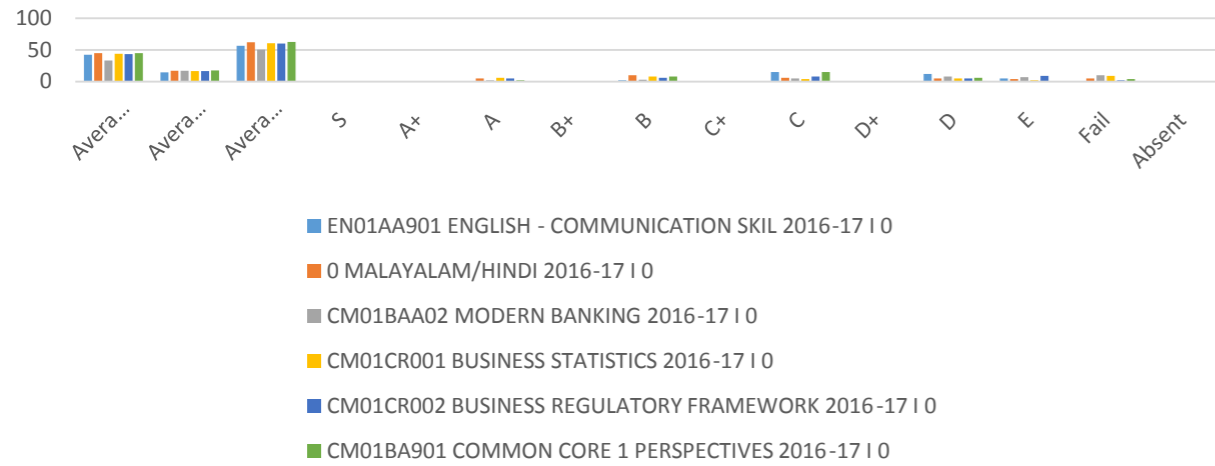
80.00

Admission Batch : 2016-19

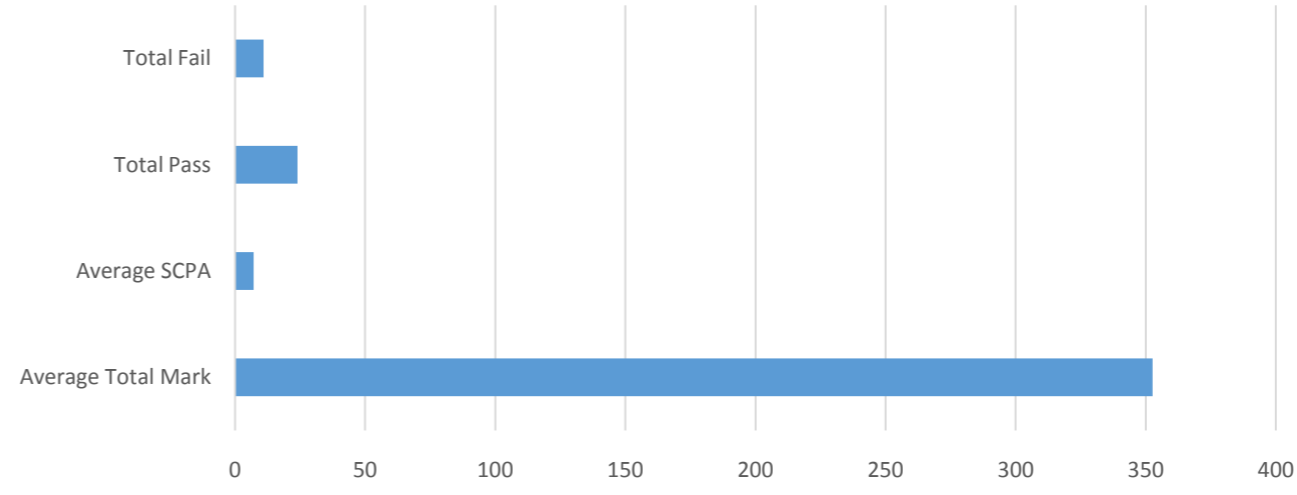
Course & Programme outcome of B.Com C.A, Academic Year 2016-17, Semester - I

Program me	Course Code	Course	Academ ic Year	Se mes ter	Handl ed By	Average ESA (80)	Average ISA (20)	Average Total (100)	S	A+	A	B+	B	C+	C	D+	D	E	Fail	Abse nt	Total Count of Grades	Average Total Mark	Aver age SCP A	Total Pass	Total Fail	Total Studen ts Count
B.Com C.A	EN01AA9	ENGLISH - COMMUNICATION SKIL	2016-17	I		42.3143	14.4857	56.8	-	-	-	-	2	-	15	-	12	5	1	-	35	352.629	7.17	24	11	35
B.Com C.A		MALAYALAM/HINDI	2016-17	I		45.0571	16.9429	62	-	-	5	-	10	-	6	-	5	4	5	-	35					
B.Com C.A	CM01BA	MODERN BANKING	2016-17	I		33.5429	17.1714	50.7143	-	-	2	-	3	-	5	-	8	7	10	-	35					
B.Com C.A	CM01CR	BUSINESS STATISTICS	2016-17	I		43.8286	16.5714	60.4	-	1	6	-	8	-	4	-	5	2	9	-	35					
B.Com C.A	CM01CR	BUSINESS REGULATORY FRAMEW	2016-17	I		43.4857	16.6571	60.1429	-	1	5	-	6	-	8	-	5	9	2	-	35					
B.Com C.A	CM01BA	COMMON CORE 1 PERSPECTIVES	2016-17	I		45	17.5714	62.5714	-	-	2	-	8	-	15	-	6	-	4	-	35					

Course outcome of B.Com C.A, Academic Year 2016-17, Semester - I



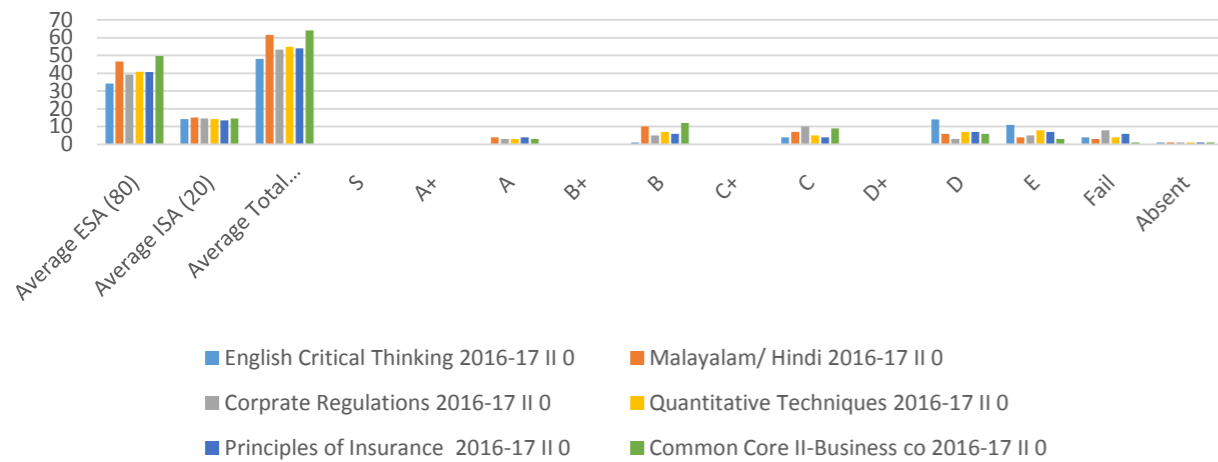
Programme outcome of B.Com C.A, Academic Year 2016-17, Semester - I



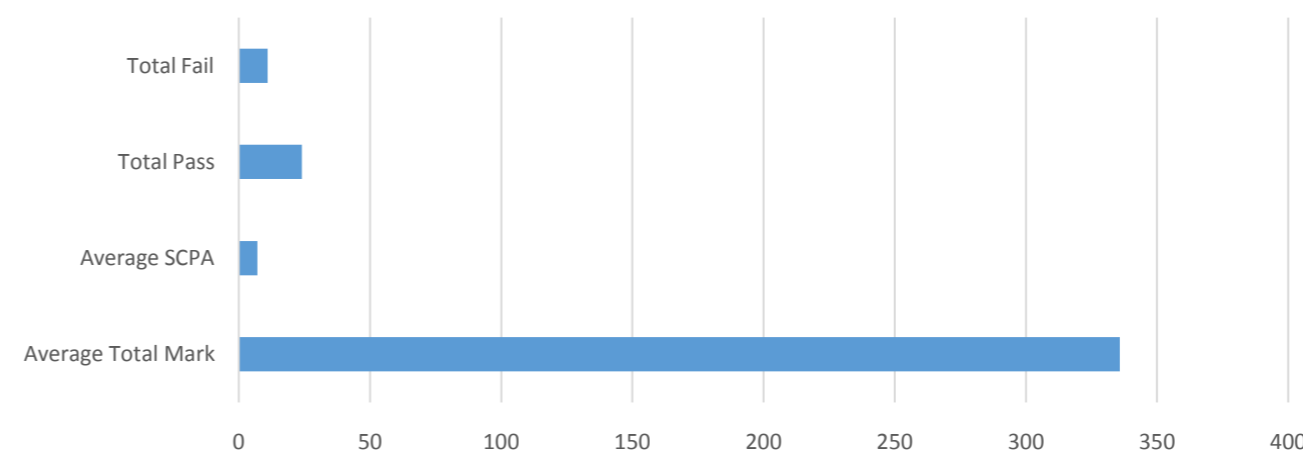
Course & Programme outcome of B.Com CA, Academic Year 2016-17, Semester - II

Program me	Course Code	Course	Academ ic Year	Se mes ter	Handl ed By	Average ESA (80)	Average ISA (20)	Average Total (100)	S	A+	A	B+	B	C+	C	D+	D	E	Fail	Abse nt	Total Count of Grades	Average Total Mark	Aver age SCPA	Total Pass	Total Fail	Total Studen ts Count
B.Com CA	EN02AA9	English Critical Thinking	2016-17	II		34.1429	14.2571	48.0857	-	-	-	-	1	-	4	-	14	11	4	1	35	336	7.05	24	11	35
B.Com CA		Malayalam/ Hindi	2016-17	II		46.5429	15.1714	61.4571	-	-	4	-	10	-	7	-	6	4	3	1	35					
B.Com CA	CM02BA	Corprate Regulations	2016-17	II		39.2	14.5714	53.2571	-	-	3	-	5	-	10	-	3	5	8	1	35					
B.Com CA	CM02CR	Quantitative Techniques	2016-17	II		40.8571	14.2286	54.8571	-	-	3	-	7	-	5	-	7	8	4	1	35					
B.Com CA	CM02CR	Principles of Insurance	2016-17	II		40.7143	13.5714	54.0571	-	-	4	-	6	-	4	-	7	7	6	1	35					
B.Com CA	CM02BA	Common Core II-Business co	2016-17	II		49.7143	14.6	64.0857	-	-	3	-	12	-	9	-	6	3	1	1	35					

Course outcome of B.Com CA, Academic Year 2016-17, Semester - II



Programme outcome of B.Com CA, Academic Year 2016-17, Semester - II

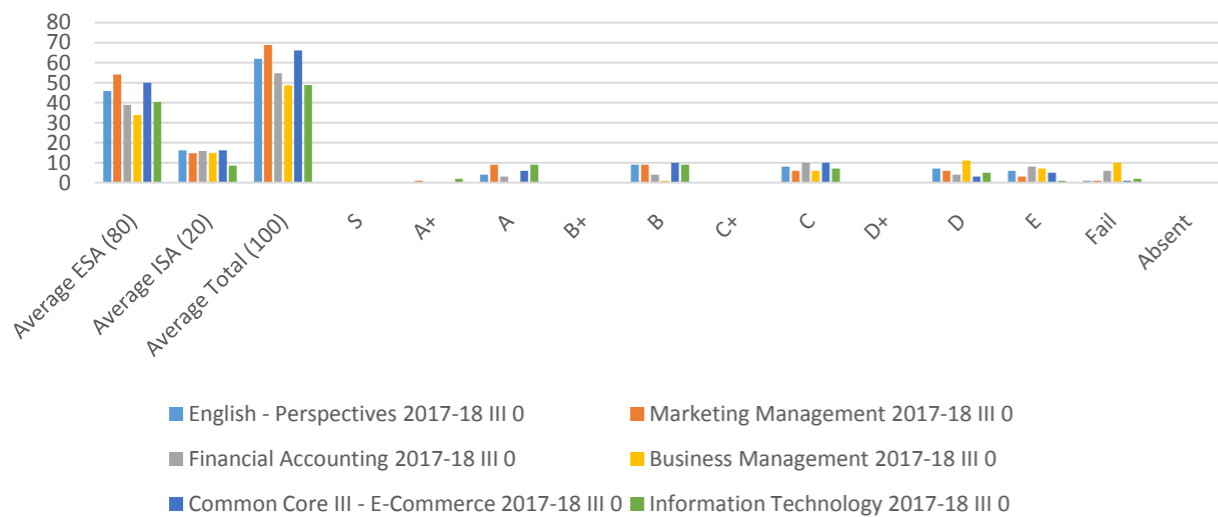


Overall Pass %
68.57

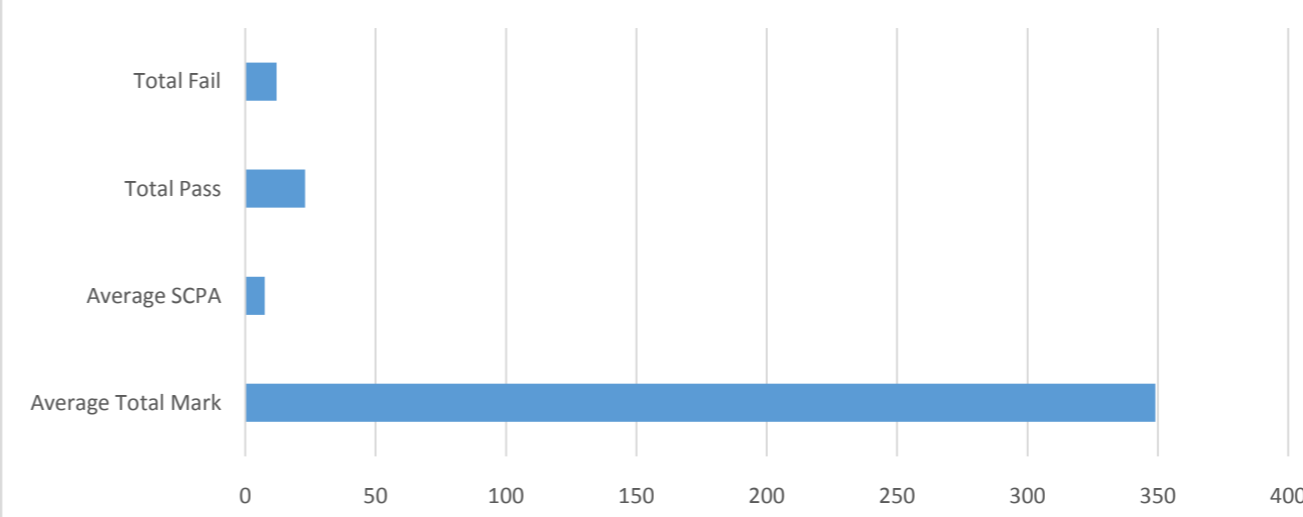
Course & Programme outcome of B.COM CA , Academic Year 2017-18, Semester - III

Program me	Course Code	Course	Academ ic Year	Se mes ter	Handl ed By	Average ESA (80)	Average ISA (20)	Average Total (100)	S	A+	A	B+	B	C+	C	D+	D	E	Fail	Abse nt	Total Coun t of Grad es	Average Total Mark	Aver age SCP A	Total Pass	Total Fail	Total Stude nts Coun t
B.COM CA	EN03AA9	English - Perspectives	2017-18	III		45.69	16.23	61.91	-	-	4	-	9	-	8	-	7	6	1	-	35	349	7.49	23	12	35
B.COM CA	CM03BA	Marketing Management	2017-18	III		54.0857	14.7429	68.8286	-	1	9	-	9	-	6	-	6	3	1	-	35					
B.COM CA	CM03BA	Financial Accounting	2017-18	III		38.9429	15.8	54.7429	-	-	3	-	4	-	10	-	4	8	6	-	35					
B.COM CA	CM03BA	Business Management	2017-18	III		33.7429	14.8857	48.6286	-	-	-	-	1	-	6	-	11	7	10	-	35					
B.COM CA	CM03BA	Common Core III - E-Commerce	2017-18	III		50	16.1429	66.1429	-	-	6	-	10	-	10	-	3	5	1	-	35					
B.COM CA	CM03BB	Information Technology	2017-18	III		40.3429	8.4	48.7429	-	2	9	-	9	-	7	-	5	1	2	-	35					

Course outcome of B.COM CA , Academic Year 2017-18, Semester - III



Programme Outcome of B.COM CA , Academic Year 2017-18, Semester - III

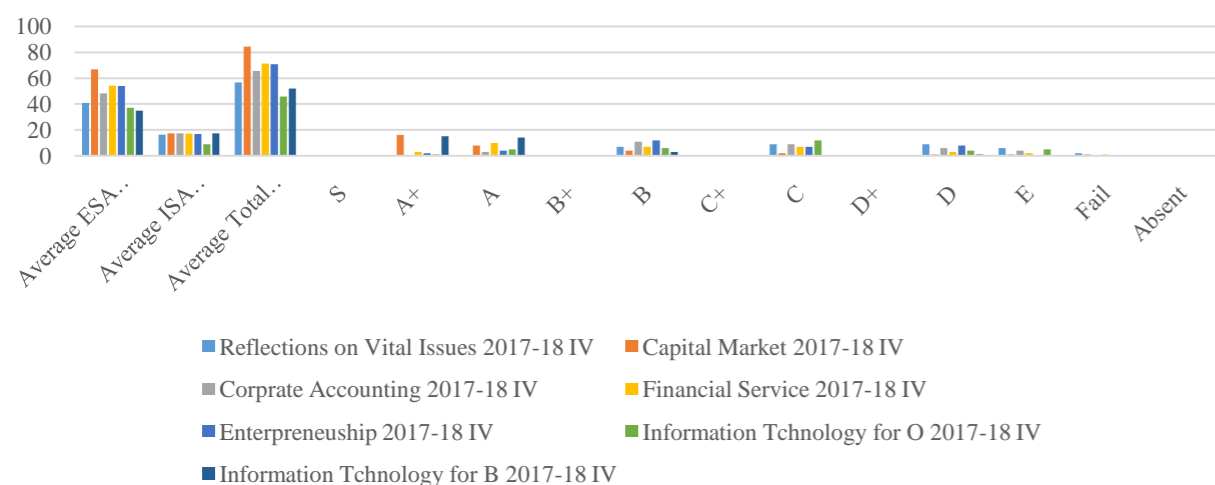


Overall Pass %
65.71

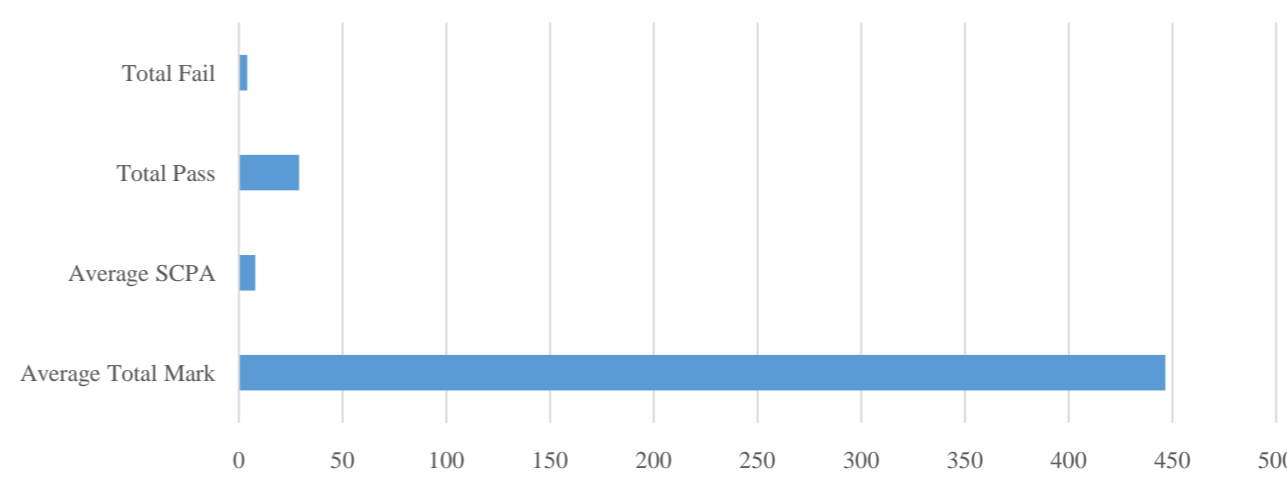
Course & Programme outcome of B.Com Computre Application, Academic Year 2017-18, Semester - IV

Program me	Course Code	Course	Academ ic Year	Se mes ter	Handl ed By	Average ESA (80)	Average ISA (20)	Average Total (100)	S	A+	A	B+	B	C+	C	D+	D	E	Fail	Abse nt	Total Coun t of Grad es	Average Total Mark	Aver age SCP A	Total Pass	Total Fail	Total Stude nts Coun t
B.Com CA	EN04AA9	Reflections on Vital Issues	2017-18	IV		40.91	16.24	56.67	-	-	-	-	7	-	9	-	9	6	2	-	33	446.576	7.93	29	4	33
B.Com CA	CM04BA	Capital Market	2017-18	IV		66.9091	17.3939	84.303	-	16	8	-	4	-	2	-	1	1	1	-	33					
B.Com CA	CM04BA	Corprate Accounting	2017-18	IV		48.2727	17.2727	65.5455	-	-	3	-	11	-	9	-	6	4	-	-	33					
B.Com CA	CM04BA	Financial Service	2017-18	IV		54.1818	17.1212	71.303	-	3	#	-	7	-	7	-	3	2	1	-	33					
B.Com CA	CM04BA	Enterpreneuship	2017-18	IV		54.0303	16.7879	70.8182	-	2	4	-	12	-	7	-	8	-	-	-	33					
B.Com CA	CM04BB	Information Tchnology for O	2017-18	IV		37.0909	8.81818	45.9091	-	1	5	-	6	-	12	-	4	5	-	-	33					
B.Com CA	CM34BB	Information Tchnology for B	2017-18	IV		34.8182	17.2121	52.0303	-	15	#	-	3	-	-	-	1	-	-	-	33					

Course Outcome of B.Com CA , Academic Year 2017-18, Semester -IV



Programme Outcome of B.Com CA, Academic Year 2017-18, Semester - IV

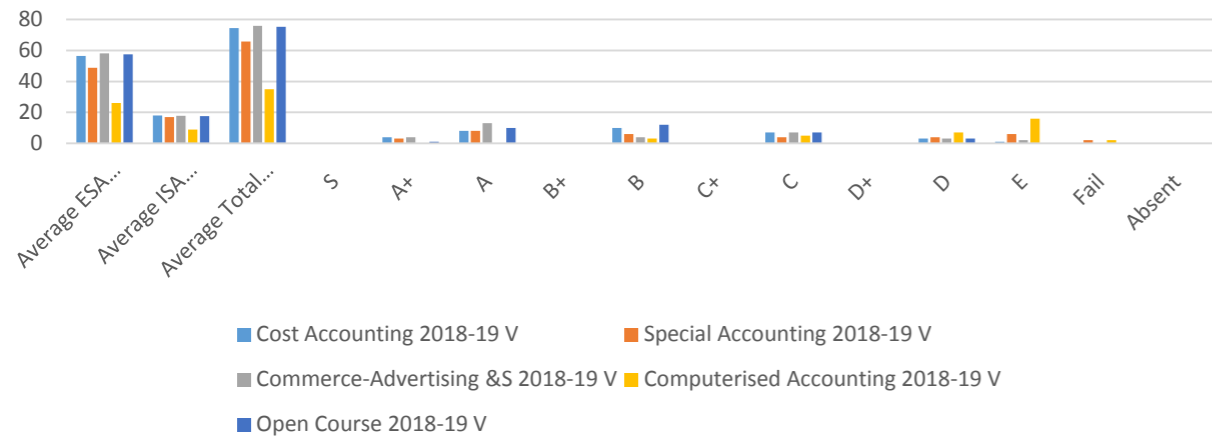


Overall Pass %
87.88

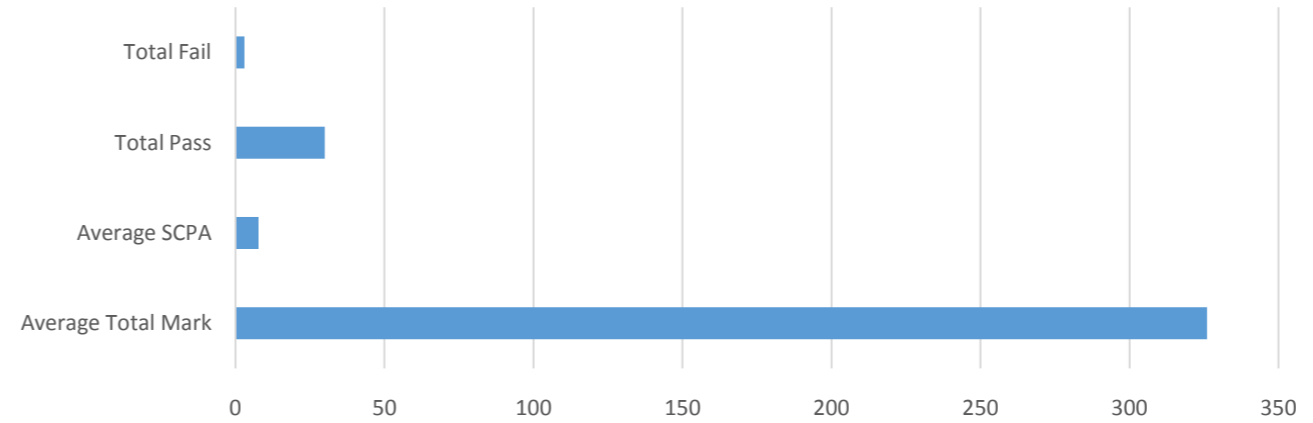
Course & Programme outcome of B.Com Computer Application, Academic Year 2018-19, Semester - V

Programme	Course Code	Course	Academic Year	Sem ester	Handled By	Average ESA (80)	Average ISA (20)	Average Total (100)	S	A+	A	B+	B	C+	C	D+	D	E	Fail	Absent	Total Count of Grade s	Average Total Mark	Avera ge SCPA	Total Pass	Total Fail	Total Studen ts Count
B.Com CA	CM05BA	Cost Accounting	2018-19	V		56.4242	18.0303	74.4545	-	4	8	-	10	-	7	-	3	1	-	-	33	326	7.76	30	3	33
B.Com CA	CM05CR	Special Accounting	2018-19	V		48.8788	16.8485	65.7273	-	3	8	-	6	-	4	-	4	6	2	-	33					
B.Com CA	CM05CA	Commerce-Advertising &S	2018-19	V		58.1212	17.7273	75.8485	-	4	#	-	4	-	7	-	3	2	-	-	33					
B.Com CA	CM05CR	Computerised Accounting	2018-19	V		26.0303	8.84848	34.8788	-	-	-	-	3	-	5	-	7	16	2	-	33					
B.Com CA		Open Course	2018-19	V		57.5152	17.6667	75.1818	-	1	#	-	12	-	7	-	3	-	-	-	33					

Course outcome of B.Com Computer Application, Academic Year 2018-19, Semester - V



Programme outcome of B.Com Computer Application, Academic Year 2018-19, Semester - V

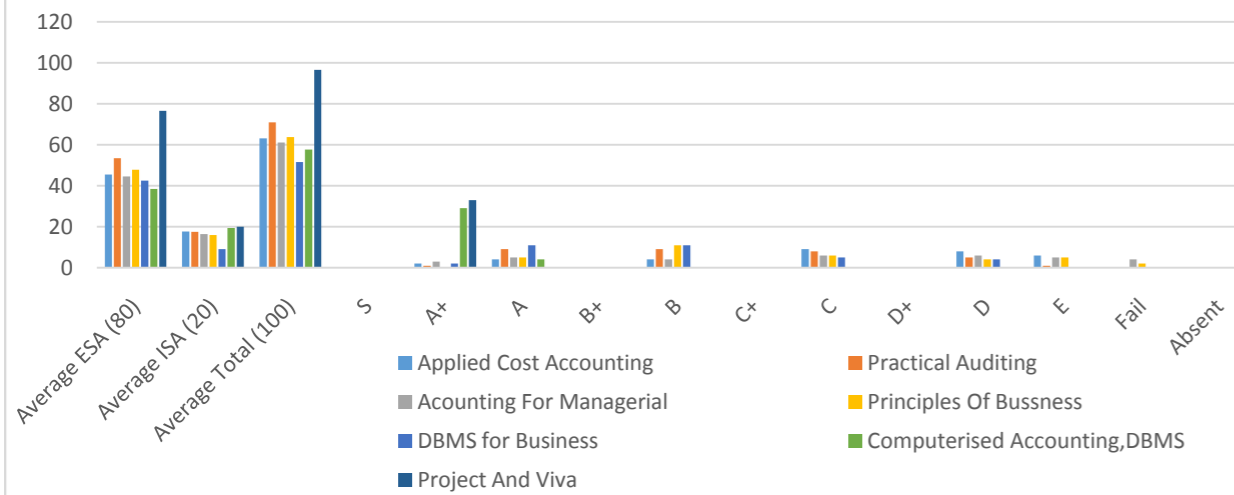


Overall Pass %
90.91

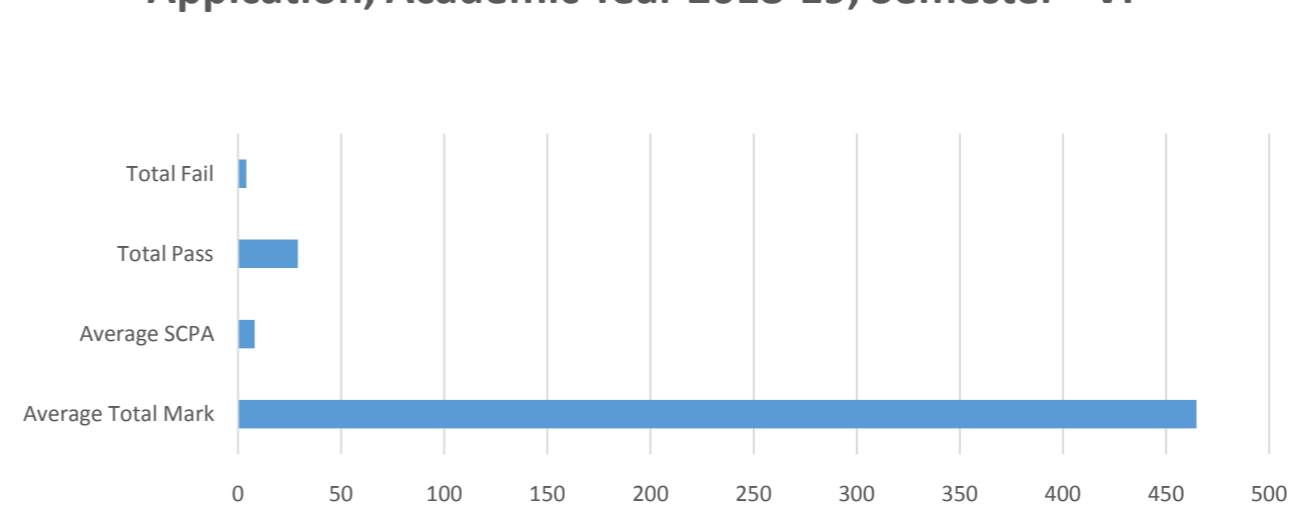
Course & Programme outcome of B.Com Travel and Tourism, Academic Year 2018-19, Semester - VI

Program me	Course Code	Course	Academ ic Year	Se mes ter	Handl ed By	Average ESA (80)	Average ISA (20)	Average Total (100)	S	A+	A	B+	B	C+	C	D+	D	E	Fail	Abse nt	Total Count of Grad es	Average Total Mark	Aver age SCP A	Total Pass	Total Fail	Total Studen ts Coun t
B.Com Con	CM06BA	Applied Cost Accounting	2018-19	VI		45.4848	17.6364	63.1212	-	2	4	-	4	-	9	-	8	6	-	-	33	464.697	8	29	4	33
B.Com Con	CM06BA	Practical Auditing	2018-19	VI		53.4848	17.5152	71	-	1	9	-	9	-	8	-	5	1	-	-	33					
B.Com Con	CM06BA	Accounting For Managerial	2018-19	VI		44.6061	16.4242	61.0303	-	3	5	-	4	-	6	-	6	5	4	-	33					
B.Com Con	CM06CR	Principles Of Bussness	2018-19	VI		47.8182	15.9394	63.7576	-	-	5	-	11	-	6	-	4	5	2	-	33					
B.Com Con	CM06BB	DBMS for Business	2018-19	VI		42.5758	9	51.5758	-	2	11	-	11	-	5	-	4	-	-	-	33					
B.Com Con	CM56BB	Computerised Accounting,DBMS	2018-19	VI		38.3636	19.3333	57.697	-	29	4	-	-	-	-	-	-	-	-	-	33					
B.Com Con	CM06BF	Project And Viva	2018-19	VI		76.5152	20	96.5152	-	33	-	-	-	-	-	-	-	-	-	-	33					

Course Outcome of B.Com Computer Appication, Academic Year 2018-19, Semester - VI



Programme Outcome of B.Com Computer Appication, Academic Year 2018-19, Semester - VI

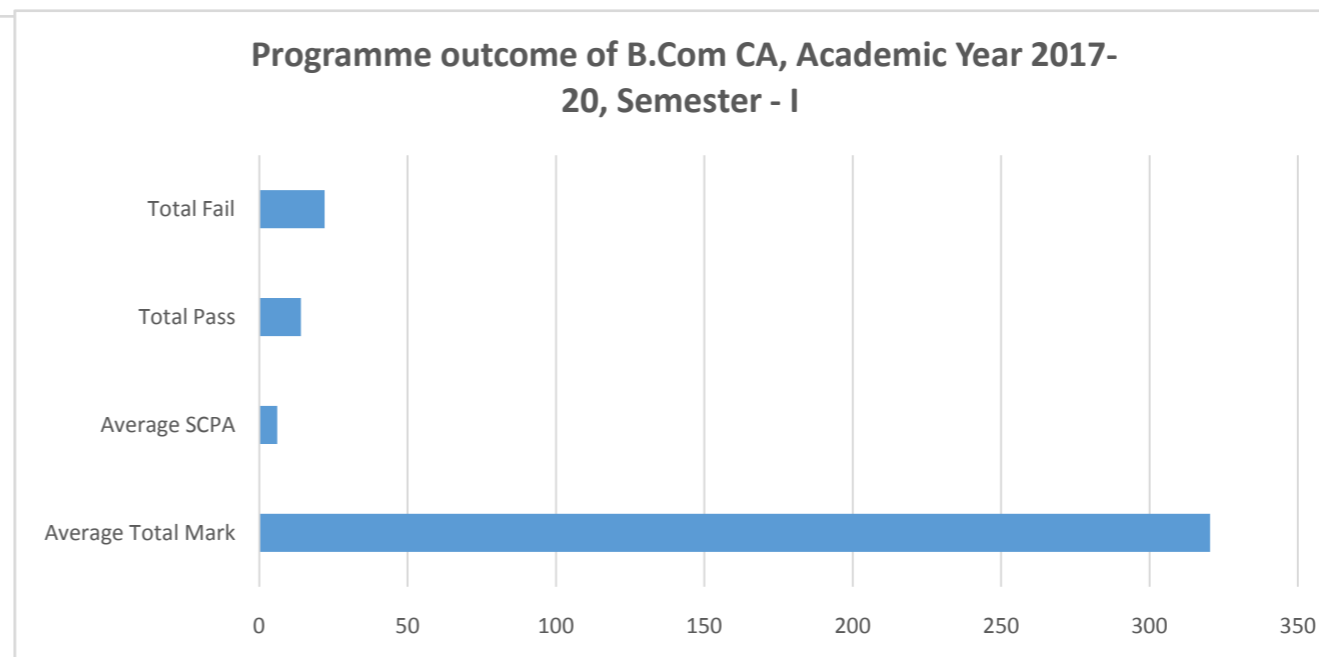
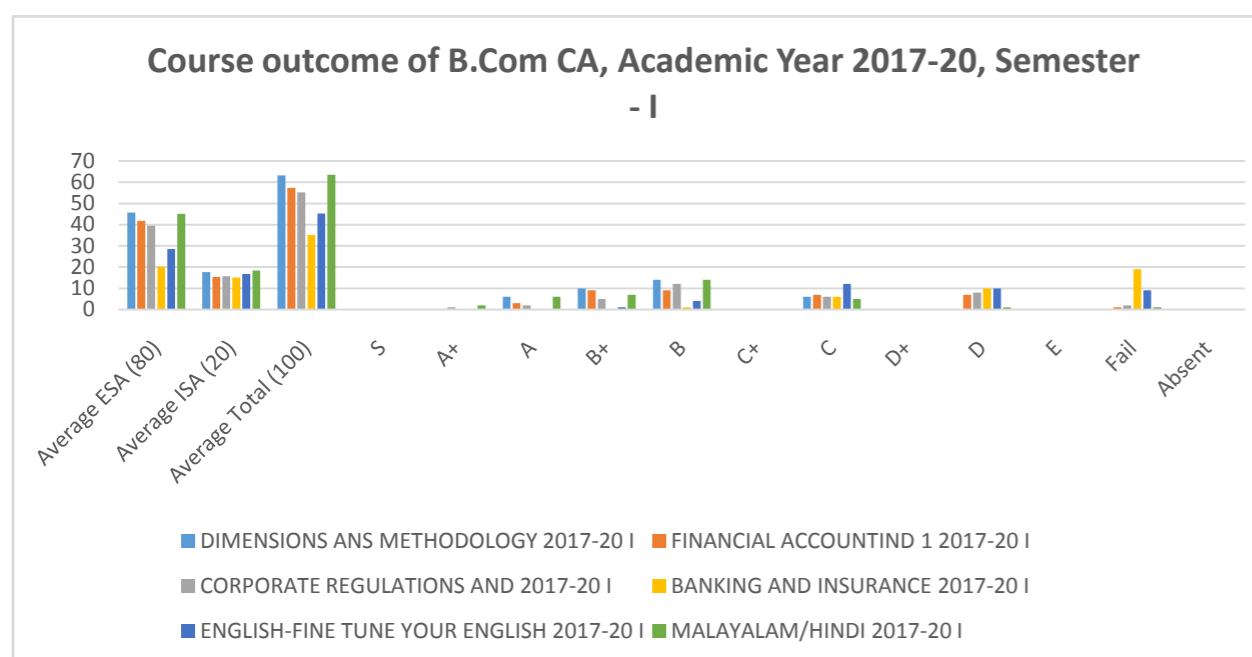


Overall Pass %
87.88

Admission Batch : 2017-20

Course & Programme outcome of B.Com CA, Academic Year 2017-20, Semester - I

Program me	Course Code	Course	Academ ic Year	Se mes ter	Handl ed By	Average ESA (80)	Average ISA (20)	Average Total (100)	S	A+	A	B+	B	C+	C	D+	D	E	Fail	Abse nt	Total Coun t of Grad es	Average Total Mark	Aver age SCP A	Total Pass	Total Fail	Total Stude nts Coun t	
B.Com CA	CO1CRT	DIMENSIONS ANS METHODOLOGY	2017-20	I		45.64	17.61	63.25	-	-	6	10	14	-	6	-	-	-	-	-	-	36	320	6.08	14	22	36
B.Com CA	CO1CRT	FINANCIAL ACCOUNTIND 1	2017-20	I		41.86	15.44	57.31	-	-	3	9	9	-	7	-	7	-	1	-	36						
B.Com CA	CO1CRT	CORPORATE REGULATIONS AND	2017-20	I		39.47	15.75	55.22	-	1	2	5	12	-	6	-	8	-	2	-	36						
B.Com CA	CO1CMT	BANKING AND INSURANCE	2017-20	I		20.17	15.06	35.22	-	-	-	-	1	-	6	-	10	-	19	-	36						
B.Com CA	EN1CCT	ENGLISH-FINE TUNE YOUR ENGLIS	2017-20	I		28.47	16.72	45.19	-	-	-	1	4	-	12	-	10	-	9	-	36						
B.Com CA		MALAYALAM/HINDI	2017-20	I		45.08	18.42	63.50	-	2	6	7	14	-	5	-	1	-	1	-	36						

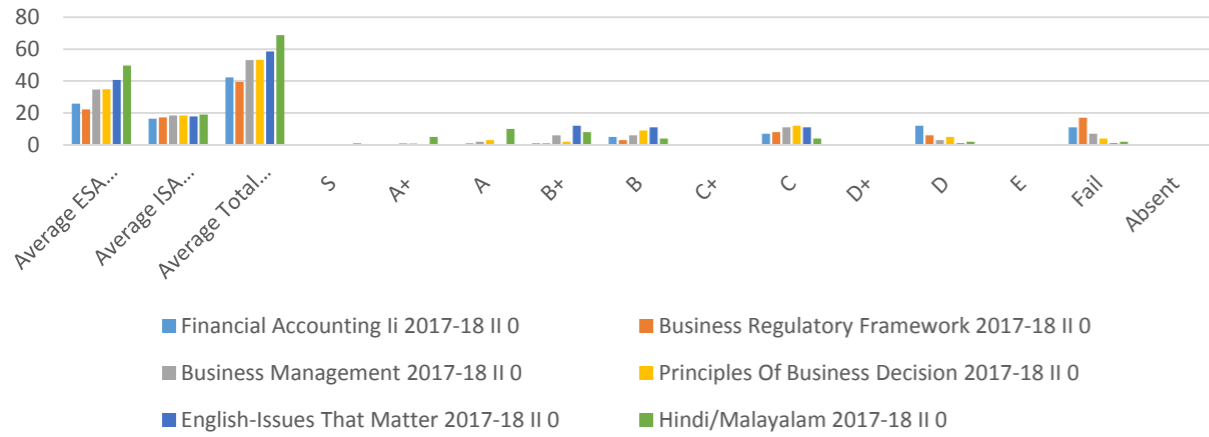


Overall Pass %
38.89

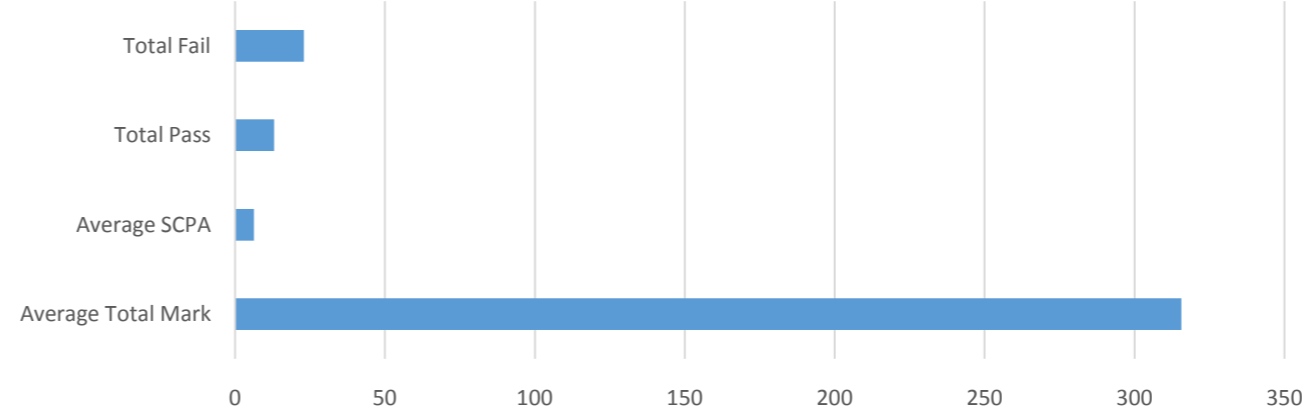
Course & Programme outcome of B.Com Computer Application, Academic Year 2017-18, Semester - II

Program me	Course Code	Course	Academ ic Year	Se mes ter	Handl ed By	Average ESA (80)	Average ISA (20)	Average Total (100)	S	A+	A	B+	B	C+	C	D+	D	E	Fail	Abse nt	Total Coun t of Grad es	Average Total Mark	Aver age SCP A	Total Pass	Total Fail	Total Stude nts Coun t
B.Com CA	CO2CRT	Financial Accounting Ii	2017-18	II		25.9444	16.3889	42.3333	-	-	-	1	5	-	7	-	12	-	11	-	36	315.583	6.312	13	23	36
B.Com CA	CO2CRT	Business Regulatory Framework	2017-18	II		22.1667	17.3333	39.5	-	-	1	1	3	-	8	-	6	-	17	-	36					
B.Com CA	CO2CRT	Business Management	2017-18	II		34.6667	18.4722	53.1389	-	1	2	6	6	-	11	-	3	-	7	-	36					
B.Com CA	CO2CMT	Principles Of Business Decision	2017-18	II		34.9167	18.4167	53.3333	-	1	3	2	9	-	12	-	5	-	4	-	36					
B.Com CA	EN2CCT	English-Issues That Matter	2017-18	II		40.7222	17.8056	58.5278	-	-	-	12	11	-	11	-	1	-	1	-	36					
B.Com CA		Hindi/Malayalam	2017-18	II		49.6667	19.0833	68.75	1	5	#	8	4	-	4	-	2	-	2	-	36					

Course outcome of B.Com Computer Application, Academic Year 2017-18, Semester - II



Programme outcome of B.Com Computer Application, Academic Year 2017-18, Semester - II

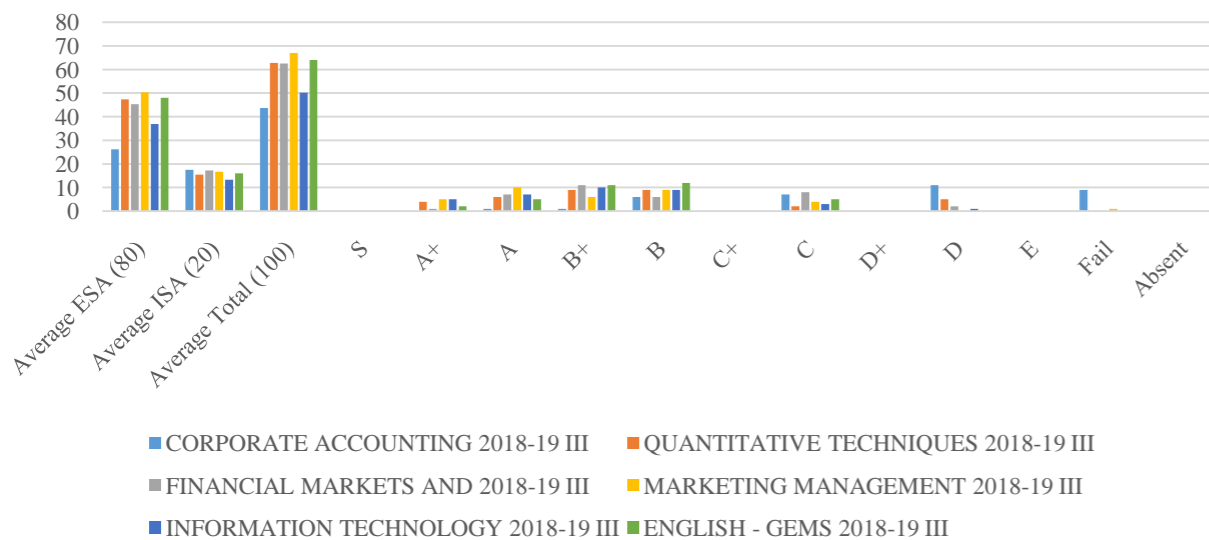


Overall Pass %
36.11

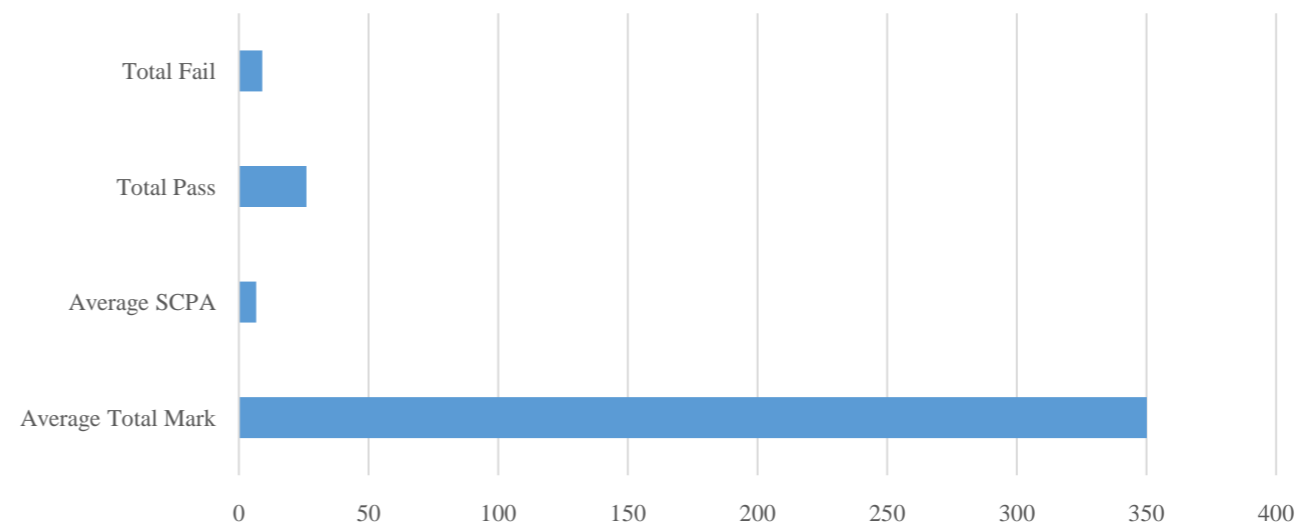
Course & Programme outcome of B.Com Computre Application, Academic Year 2018-19, Semester - III

Program me	Course Code	Course	Academ ic Year	Se mes ter	Handl ed By	Average ESA (80)	Average ISA (20)	Average Total (100)	S	A+	A	B+	B	C+	C	D+	D	E	Fail	Abse nt	Total Count of Grad es	Average Total Mark	Aver age SCP A	Total Pass	Total Fail	Total Studen ts Coun t
B.Com CA	CO3CRT	CORPORATE ACCOUNTING	2018-19	III		26.19	17.47	43.67	-	-	1	1	6	-	7	-	11	-	9	-	35	350.139	6.71	26	9	35
B.Com CA	CO3CRT	QUANTITATIVE TECHNIQUES	2018-19	III		47.3056	15.5	62.8056	-	4	6	9	9	-	2	-	5	-	-	-	35					
B.Com CA	CO3CRT	FINANCIAL MARKETS AND	2018-19	III		45.25	17.2222	62.4722	-	1	7	11	6	-	8	-	2	-	-	-	35					
B.Com CA	CO3CRT	MARKETING MANAGEMENT	2018-19	III		50.2778	16.6667	66.9444	-	5	#	6	9	-	4	-	-	-	1	-	35					
B.Com CA	CO3OCT	INFORMATION TECHNOLOGY	2018-19	III		36.9444	13.2778	50.2222	-	5	7	10	9	-	3	-	1	-	-	-	35					
B.Com CA	EN3CCT	ENGLISH - GEMS	2018-19	III		48	16.0278	64.0278	-	2	5	11	12	-	5	-	-	-	-	-	35					

Course Outcome of B.Com CA , Academic Year 2018-19, Semester -III



Programme Outcome of B.Com CA , Academic Year 2018-19, Semester - III

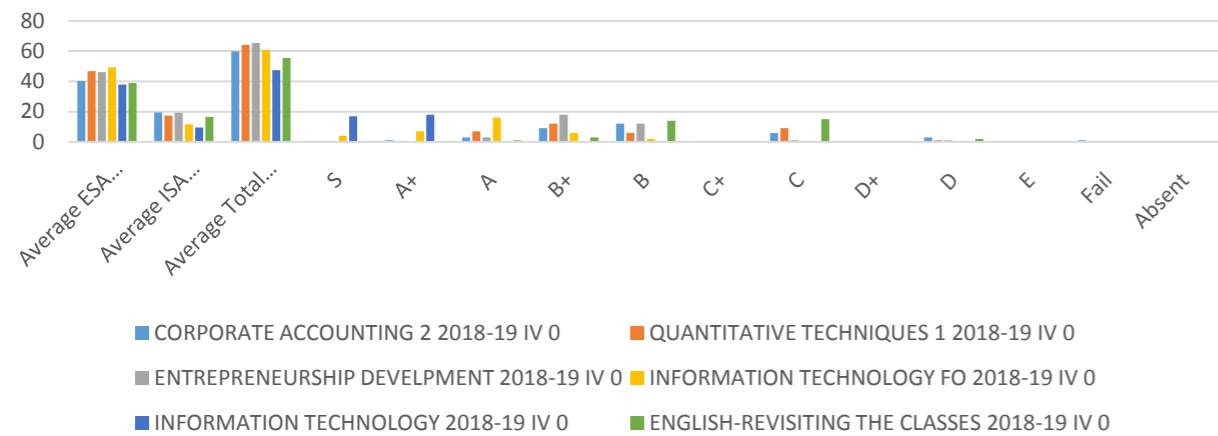


Overall Pass %
74.29

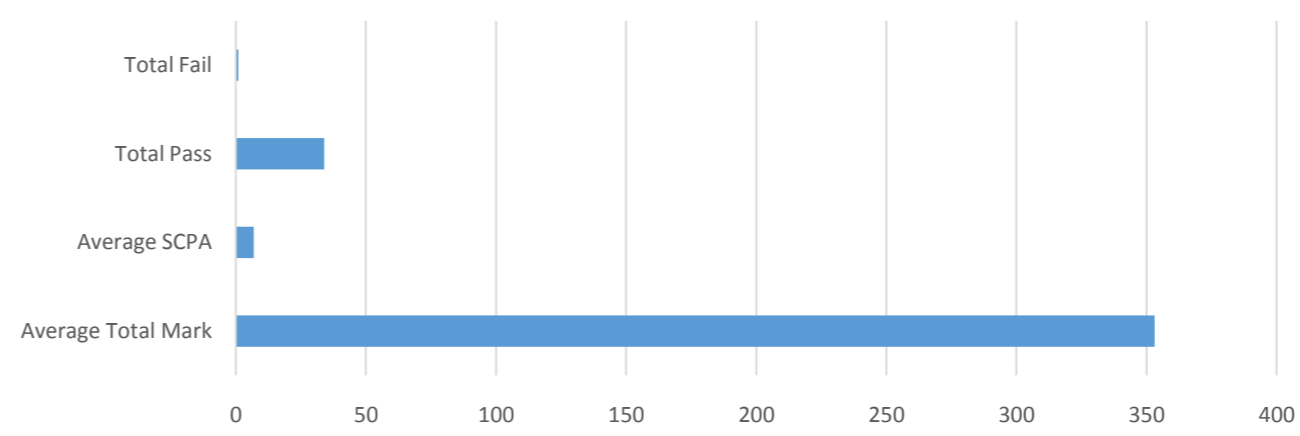
Course & Programme outcome of B.COM CA, Academic Year 2018-19, Semester - IV

Program me	Course Code	Course	Academ ic Year	Se mes ter	Handl ed By	Average ESA (80)	Average ISA (20)	Average Total (100)	S	A+	A	B+	B	C+	C	D+	D	E	Fail	Abse nt	Total Coun t of Grad es	Average Total Mark	Aver age SCP A	Total Pass	Total Fail	Total Stude nts Coun t
B.COM CA	CO4CRT	CORPORATE ACCOUNTING 2	2018-19	IV		40.3143	19.5714	59.89	-	1	3	9	12	-	6	-	3	-	1	-	35	353.114	6.872	34	1	35
B.COM CA	CO4CRT	QUANTITATIVE TECHNIQUES 1	2018-19	IV		46.8571	17.3429	64.2	-	-	7	12	6	-	9	-	1	-	-	-	35					
B.COM CA	CO4CRT	ENTREPRENEURSHIP DEVELOPMEN	2018-19	IV		46.1429	19.1714	65.3143	-	-	3	18	12	-	1	-	1	-	-	-	35					
B.COM CA	CO4OCT	INFORMATION TECHNOLOGY FO	2018-19	IV		49.26	11.57	60.83	4	7	#	6	2	-	-	-	-	-	-	-	35					
B.COM CA	CO4OCP	INFORMATION TECHNOLOGY	2018-19	IV		37.8857	9.48571	47.3714	17	18	-	-	-	-	-	-	-	-	-	-	35					
B.COM CA	EN4CCT	ENGLISH-REVISITING THE CLASSE	2018-19	IV		38.9714	16.5429	55.51	-	-	1	3	14	-	15	-	2	-	-	-	35					

Course outcome of B.COM CA, Academic Year 2018-19, Semester - IV



Programme Outcome of B.COM CA, Academic Year 2018-19, Semester - IV



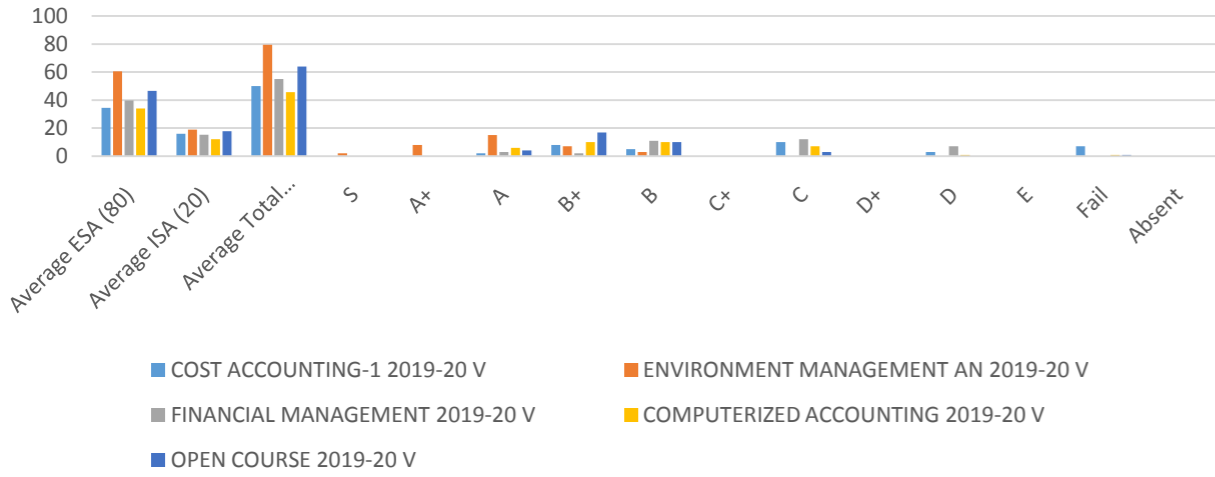
Overall Pass %

97.14

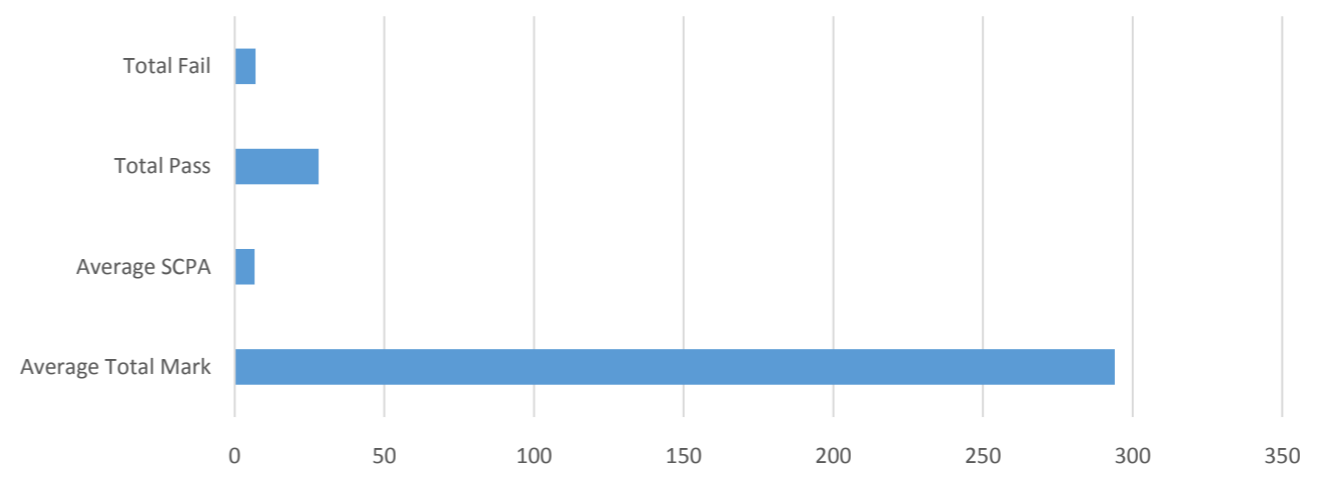
Course & Programme outcome of B.Com Computer Application, Academic Year 2019-20, Semester - V

Program me	Course Code	Course	Academ ic Year	Se mes ter	Handl ed By	Average ESA (80)	Average ISA (20)	Average Total (100)	S	A+	A	B+	B	C+	C	D+	D	E	Fail	Abse nt	Total Coun t of Grad es	Average Total Mark	Aver age SCP A	Total Pass	Total Fail	Total Stude nts Coun t
B.Com CA	CO5CRT	COST ACCOUNTING-1	2019-20	V		34.3714	16.0857	49.9714	-	-	2	8	5	-	10	-	3	-	7	-	35	294.09	6.59	28	7	35
B.Com CA	CO5CRT	ENVIRONMENT MANAGEMENT AN	2019-20	V		60.5143	18.9429	79.4571	2	8	#	7	3	-	-	-	-	-	-	-	35					
B.Com CA	CO5CRT	FINANCIAL MANAGEMENT	2019-20	V		39.7143	15.3143	55.0286	-	-	3	2	11	-	12	-	7	-	-	-	35					
B.Com CA	CO5OCT	COMPUTERIZED ACCOUNTING	2019-20	V		33.9714	12.1429	45.7143	-	-	6	10	10	-	7	-	1	-	1	-	35					
B.Com CA		OPEN COURSE	2019-20	V		46.6857	17.7714	63.9143	-	-	4	17	10	-	3	-	-	-	1	-	35					

Course outcome of B.Com Computer Application, Academic Year 2019-20, Semester - V



Programme outcome of B.Com Computer Application, Academic Year 2019-20, Semester - V

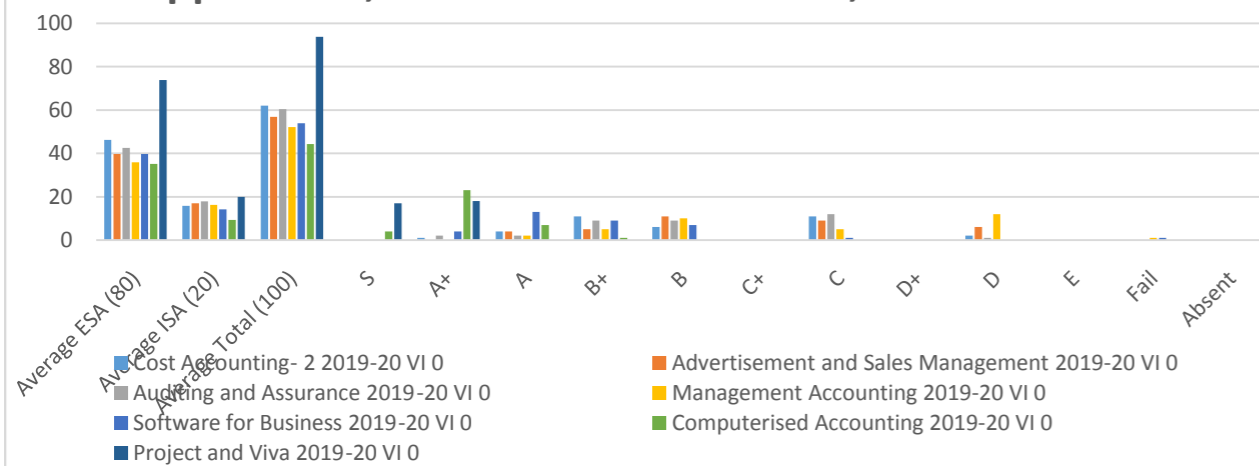


Overall Pass %
80.00

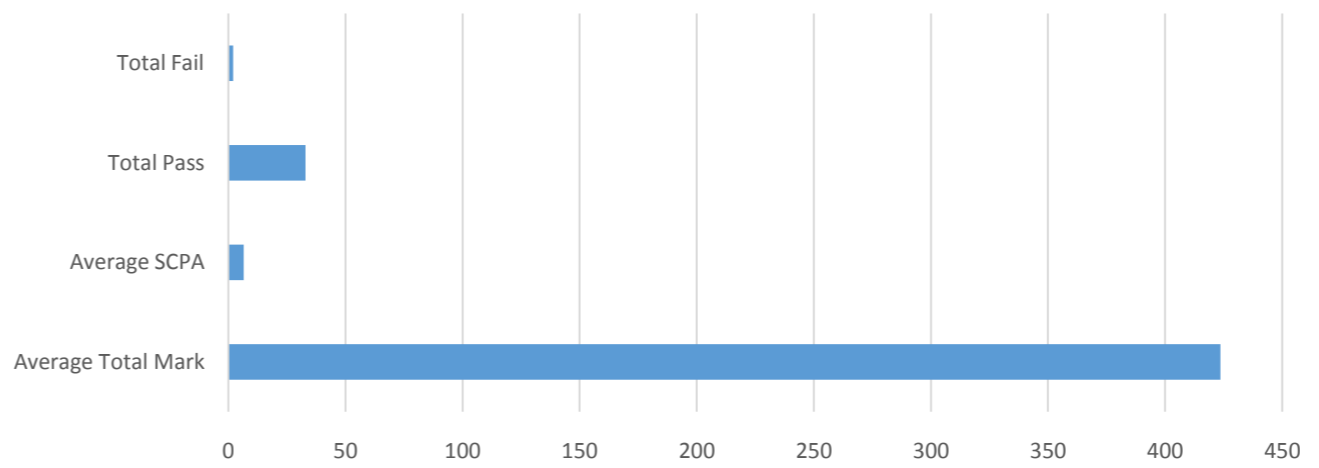
Course & Programme outcome of B.Com Computer Application, Academic Year 2019-20, Semester - VI

Program me	Course Code	Course	Academ ic Year	Se mes ter	Handl ed By	Average ESA (80)	Average ISA (20)	Average Total (100)	S	A+	A	B+	B	C+	C	D+	D	E	Fail	Abse nt	Total Coun t of Grad es	Average Total Mark	Aver age SCP A	Total Pass	Total Fail	Total Stude nts Coun t
B.Com CA	CO6CRT	Cost Accounting- 2	2019-20	VI		46.2	15.8286	62.0286	-	1	4	11	6	-	11	-	2	-	-	-	35	423.629	6.563	33	2	35
B.Com CA	CO6CRT	Advertisement and Sales Management	2019-20	VI		39.8	17.0286	56.8286	-	-	4	5	11	-	9	-	6	-	-	-	35					
B.Com CA	CO6CRT	Auditing and Assurance	2019-20	VI		42.5714	17.8286	60.4	-	2	2	9	9	-	12	-	1	-	-	-	35					
B.Com CA	CO6CRT	Management Accounting	2019-20	VI		35.8857	16.3143	52.2	-	-	2	5	10	-	5	-	12	-	1	-	35					
B.Com CA	CO6OCT	Software for Business	2019-20	VI		39.7714	14.2	53.9714	-	4	13	9	7	-	1	-	-	-	1	-	35					
B.Com CA	CO6OCP	Computerised Accounting	2019-20	VI		35.0857	9.25714	44.3429	4	23	7	1	-	-	-	-	-	-	-	-	35					
B.Com CA	CO6PRT	Project and Viva	2019-20	VI		73.8571	20	93.8571	17	18	-	-	-	-	-	-	-	-	-	-	35					

Course Outcome of B.Com Computer Application, Academic Year 2019-20, Semester - VI



Programme Outcome of B.Com Computer Application, Academic Year 2019-20, Semester - VI



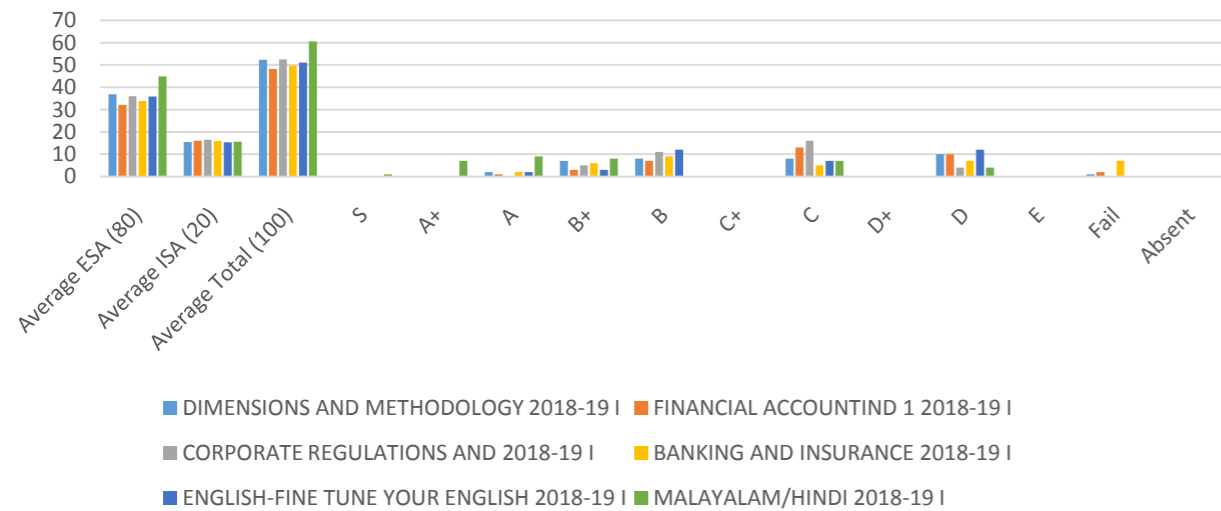
Overall Pass %
94.29

Admission Batch : 2018-21

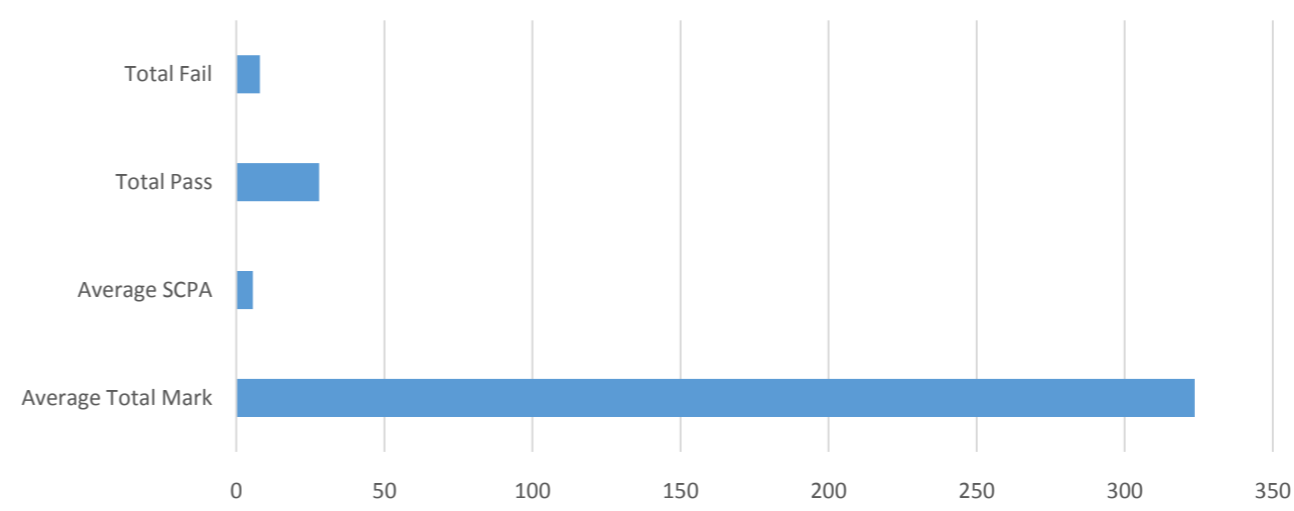
Course & Programme outcome of B.Com CA, Academic Year 2018-19, Semester - I

Program me	Course Code	Course	Academ ic Year	Se mes ter	Handl ed By	Average ESA (80)	Average ISA (20)	Average Total (100)	S	A+	A	B+	B	C+	C	D+	D	E	Fail	Abse nt	Total Coun t of Grad es	Average Total Mark	Aver age SCP A	Total Pass	Total Fail	Total Studen ts Coun t
B.Com CA	CO1CRT	DIMENSIONS AND METHODOLOGY	2018-19	I		36.86	15.53	52.39	-	-	2	7	8	-	8	-	10	-	1	-	36	324	5.59	28	8	36
B.Com CA	CO1CRT	FINANCIAL ACCOUNTIND 1	2018-19	I		32.19	16.00	48.19	-	-	1	3	7	-	13	-	10	-	2	-	36					
B.Com CA	CO1CRT	CORPORATE REGULATIONS AND	2018-19	I		36.00	16.47	52.47	-	-	-	5	11	-	16	-	4	-	-	-	36					
B.Com CA	CO1CMT	BANKING AND INSURANCE	2018-19	I		33.81	15.92	49.72	-	-	2	6	9	-	5	-	7	-	7	-	36					
B.Com CA	ENICCT	ENGLISH-FINE TUNE YOUR ENGLIS	2018-19	I		35.81	15.28	51.08	-	-	2	3	12	-	7	-	12	-	-	-	36					
B.Com CA		MALAYALAM/HINDI	2018-19	I		44.92	15.67	60.58	1	7	9	8	-	-	7	-	4	-	-	-	36					

Course outcome of B.Com CA, Academic Year 2018-19, Semester - I



Programme outcome of B.Com CA, Academic Year 2018-19, Semester - I



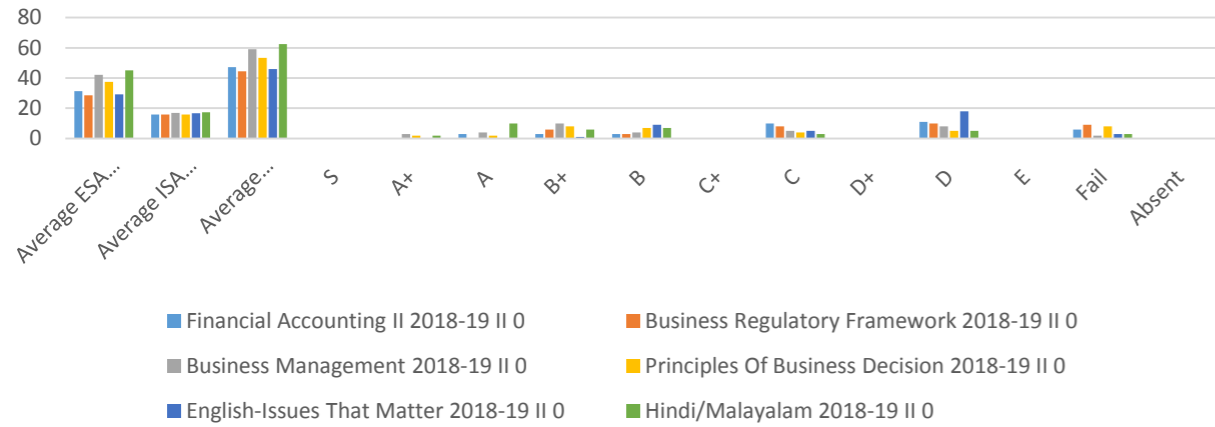
Overall Pass %

77.78

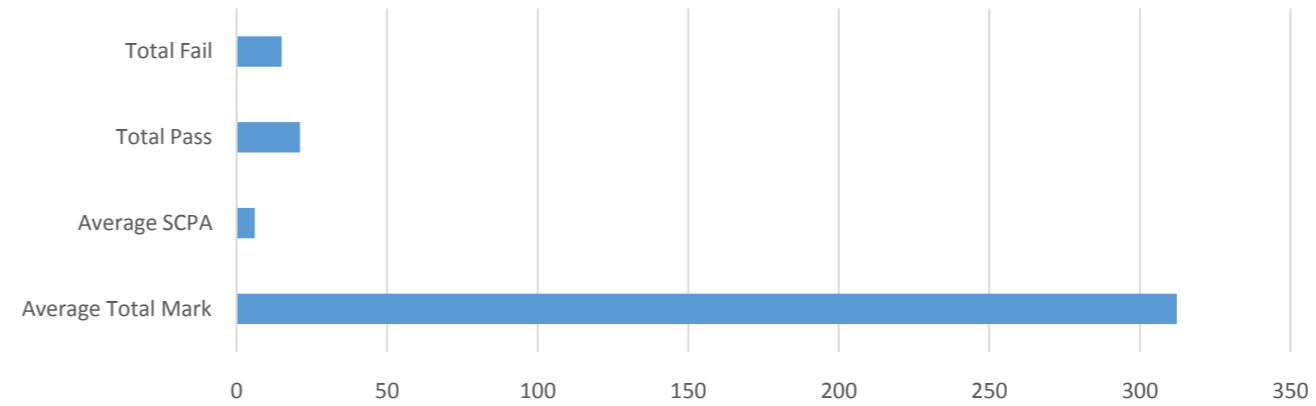
Course & Programme outcome of B.Com Computer Application, Academic Year 2018-19, Semester - II

Program me	Course Code	Course	Academ ic Year	Se mes ter	Handl ed By	Average ESA (80)	Average ISA (20)	Average Total (100)	S	A+	A	B+	B	C+	C	D+	D	E	Fail	Abse nt	Total Coun t of Grad es	Average Total Mark	Aver age SCP A	Total Pass	Total Fail	Total Studen ts Coun t
B.Com CA	CO2CRT	Financial Accounting II	2018-19	II		31.2222	15.9722	47.1944	-	-	3	3	3	-	10	-	11	-	6	-	36	312.278	6.058	21	15	36
B.Com CA	CO2CRT	Business Regulatory Framework	2018-19	II		28.5833	15.8333	44.4167	-	-	-	6	3	-	8	-	10	-	9	-	36					
B.Com CA	CO2CRT	Business Management	2018-19	II		42.1389	16.8611	59	-	3	4	10	4	-	5	-	8	-	2	-	36					
B.Com CA	CO2CMT	Principles Of Business Decision	2018-19	II		37.3889	15.9444	53.3333	-	2	2	8	7	-	4	-	5	-	8	-	36					
B.Com CA	EN2CCT	English-Issues That Matter	2018-19	II		29.1944	16.6944	45.8889	-	-	-	1	9	-	5	-	18	-	3	-	36					
B.Com CA		Hindi/Malayalam	2018-19	II		45.1667	17.2778	62.4444	-	2	#	6	7	-	3	-	5	-	3	-	36					

Course outcome of B.Com Computer Application, Academic Year 2018-19, Semester - II



Programme outcome of B.Com Computer Application, Academic Year 2018-19, Semester - II



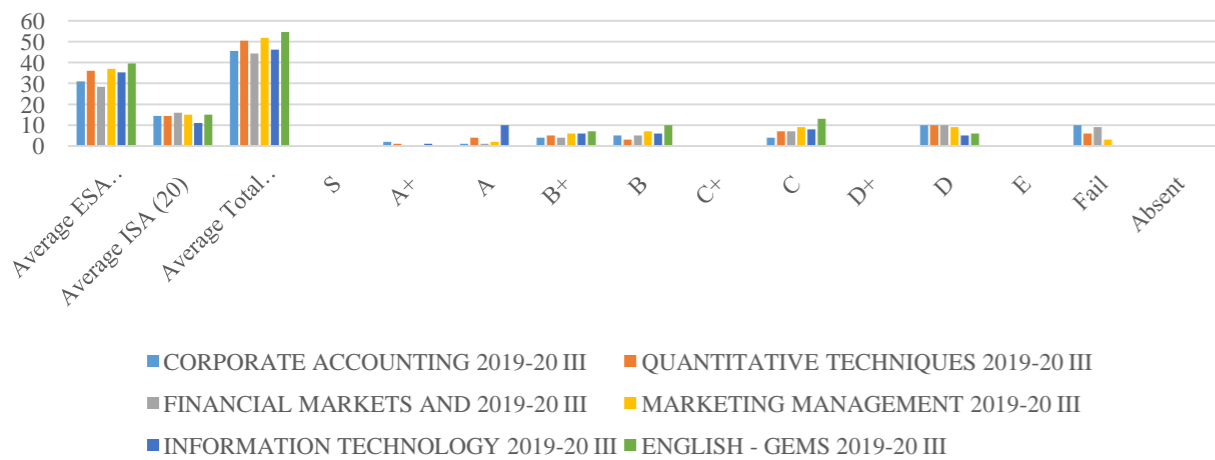
Overall Pass %

58.33

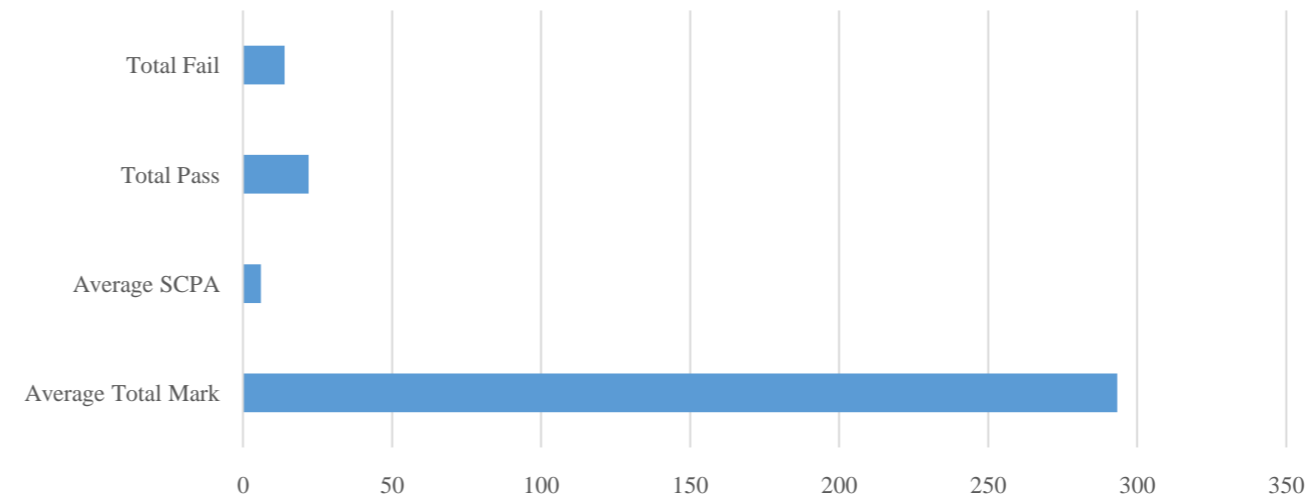
Course & Programme outcome of B.Com Computre Application, Academic Year 2019-20, Semester - III

Program me	Course Code	Course	Academ ic Year	Se mes ter	Handl ed By	Average ESA (80)	Average ISA (20)	Average Total (100)	S	A+	A	B+	B	C+	C	D+	D	E	Fail	Abse nt	Total Coun t of Grad es	Average Total Mark	Aver age SCP A	Total Pass	Total Fail	Total Stude nts Coun t
B.Com CA	CO3CRT0	CORPORATE ACCOUNTING	2019-20	III		31.03	14.47	45.50	-	2	1	4	5	-	4	-	10	-	10	-	36	293.25	5.966	22	14	36
B.Com CA	CO3CRT0	QUANTITATIVE TECHNIQUES	2019-20	III		36.0833	14.4444	50.5278	-	1	4	5	3	-	7	-	10	-	6	-	36					
B.Com CA	CO3CRT0	FINANCIAL MARKETS AND	2019-20	III		28.4167	16	44.4167	-	-	1	4	5	-	7	-	10	-	9	-	36					
B.Com CA	CO3CRT0	MARKETING MANAGEMENT	2019-20	III		36.9444	14.9722	51.9167	-	-	2	6	7	-	9	-	9	-	3	-	36					
B.Com CA	CO3OCT0	INFORMATION TECHNOLOGY	2019-20	III		35.2778	10.9722	46.25	-	1	#	6	6	-	8	-	5	-	-	-	36					
B.Com CA	EN3CCT0	ENGLISH - GEMS	2019-20	III		39.5833	15.0556	54.6389	-	-	-	7	10	-	13	-	6	-	-	-	36					

Course Outcome of B.Com CA , Academic Year 2019-20, Semester -III



Programme Outcome of B.Com CA , Academic Year 2019-20, Semester - III



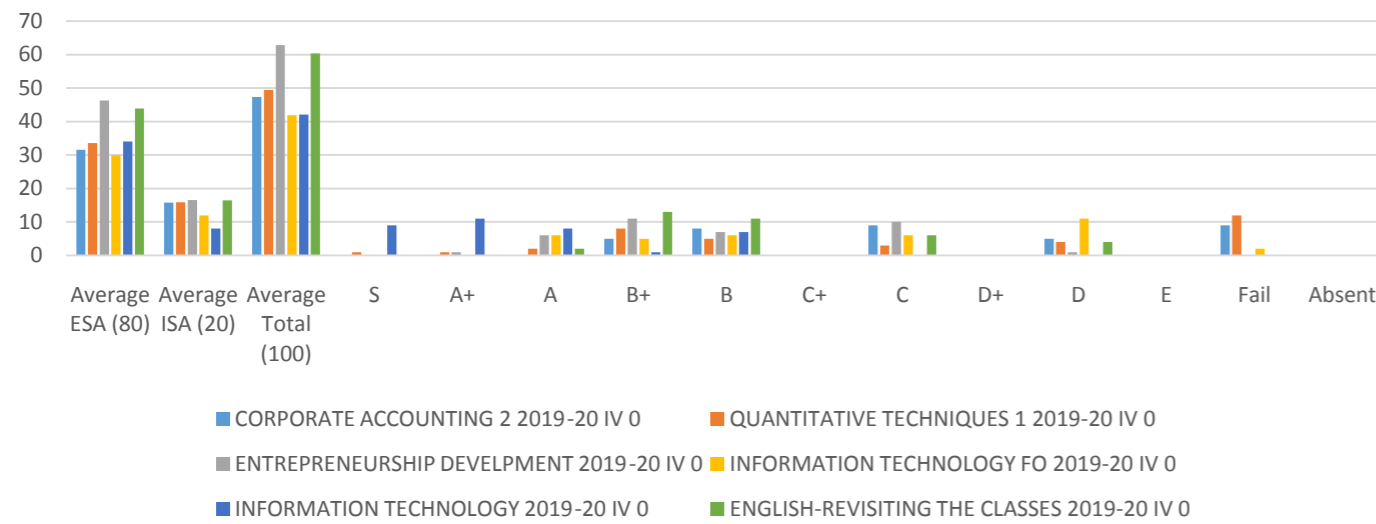
Overall Pass %

61.11

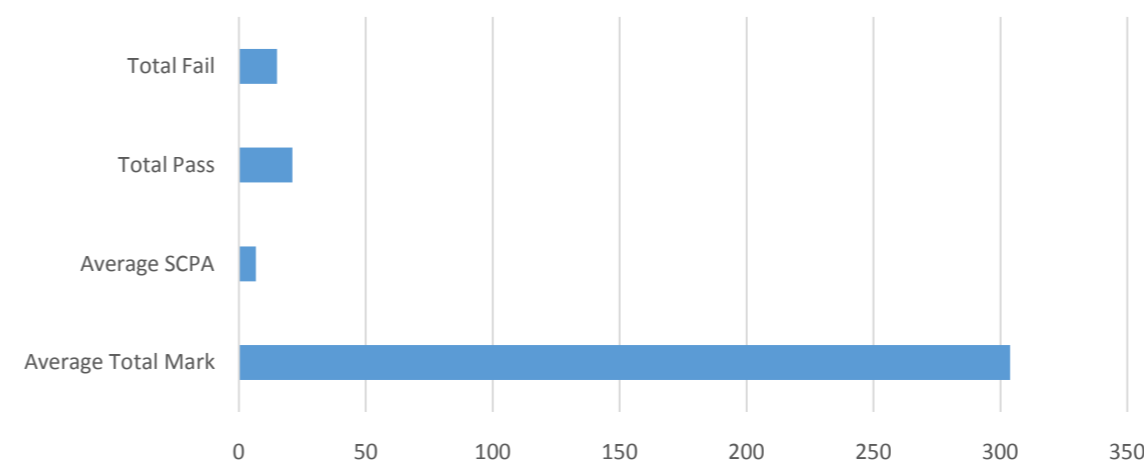
Course & Programme outcome of B.COM CA, Academic Year 2019-20, Semester - IV

Program me	Course Code	Course	Academ ic Year	Se mes ter	Handl ed By	Average ESA (80)	Average ISA (20)	Average Total (100)	S	A+	A	B+	B	C+	C	D+	D	E	Fail	Abse nt	Total Cou nt of Grad es	Average Total Mark	Aver age SCP A	Total Pass	Total Fail	Total Stude nts Coun t
B.COM CA	CO4CRT	CORPORATE ACCOUNTING 2	2019-20	IV		31.5278	15.8056	47.33	-	-	-	5	8	-	9	-	5	-	9	-	36	303.889	6.743	21	15	36
B.COM CA	CO4CRT	QUANTITATIVE TECHNIQUES 1	2019-20	IV		33.5278	15.8889	49.4167	1	1	2	8	5	-	3	-	4	-	12	-	36					
B.COM CA	CO4CRT	ENTREPRENEURSHIP DEVELOPMEN	2019-20	IV		46.25	16.5556	62.8056	-	1	6	11	7	-	10	-	1	-	-	-	36					
B.COM CA	CO4OCT	INFORMATION TECHNOLOGY FO	2019-20	IV		29.94	11.97	41.92	-	-	6	5	6	-	6	-	11	-	2	-	36					
B.COM CA	CO4OCP	INFORMATION TECHNOLOGY	2019-20	IV		34	8.05556	42.0556	9	11	8	1	7	-	-	-	-	-	-	-	36					
B.COM CA	EN4CCT	ENGLISH-REVISITING THE CLASSE	2019-20	IV		43.9167	16.4444	60.36	-	-	2	13	11	-	6	-	4	-	-	-	36					

Course outcome of B.COM CA, Academic Year 2019-20, Semester - IV



Programme Outcome of B.COM CA, Academic Year 2019-20, Semester - IV



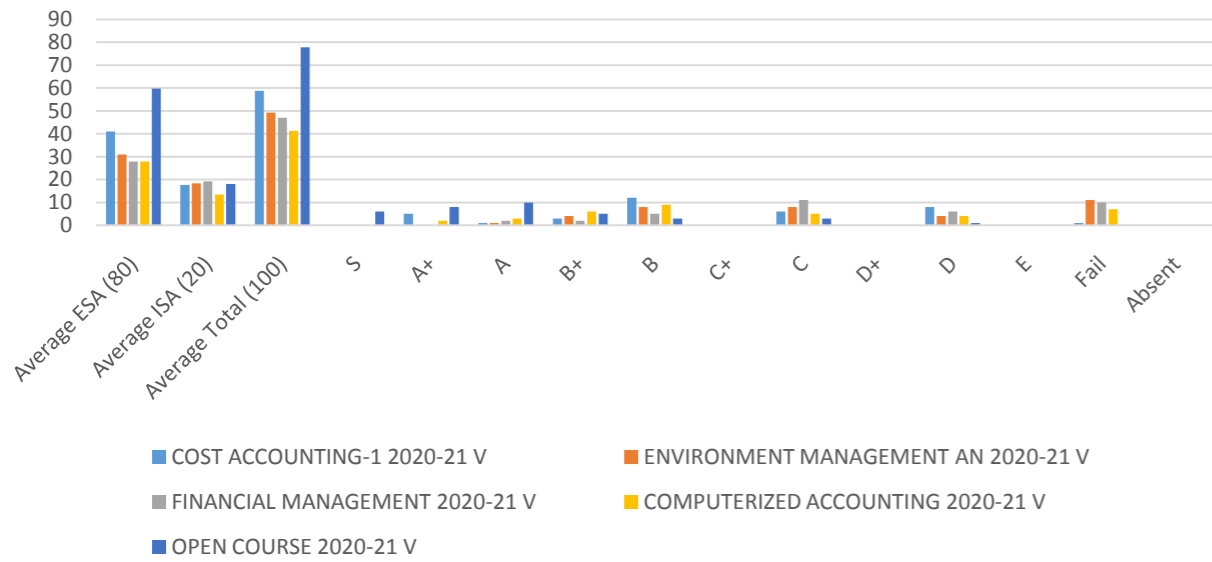
Overall Pass %

58.33

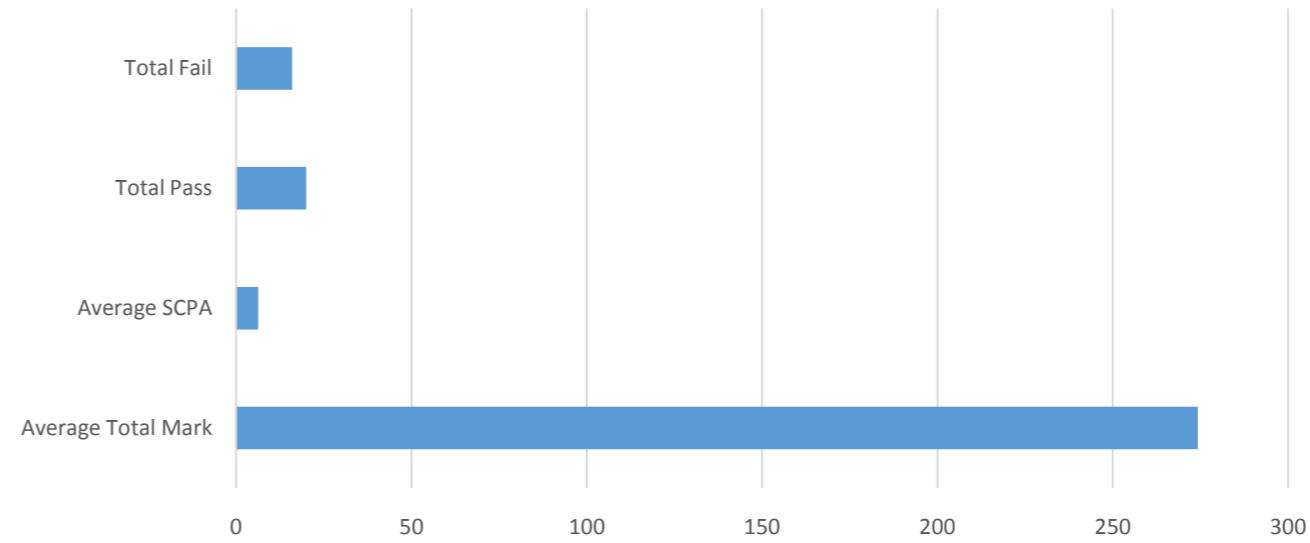
Course & Programme outcome of B.Com Computer Application, Academic Year 2020-2021, Semester - V

Program me	Course Code	Course	Academ ic Year	Se mes ter	Handl ed By	Average ESA (80)	Average ISA (20)	Average Total (100)	S	A+	A	B+	B	C+	C	D+	D	E	Fail	Abse nt	Tota l Cou nt of Grad es	Averag e Total Mark	Ave rage SCP A	Tota l Pass	Tota l Fail	Tota l Stud ents Cou nt
B.Com CA	CO5CRT	COST ACCOUNTING-1	2020-21	V		41.08	17.69	58.78	-	5	1	3	12	-	6	-	8	-	1	-	36	274.22	6.33	20	16	36
B.Com CA	CO5CRT	ENVIRONMENT MANAGEMENT AN	2020-21	V		30.97	18.36	49.33	-	-	1	4	8	-	8	-	4	-	11	-	36					
B.Com CA	CO5CRT	FINANCIAL MANAGEMENT	2020-21	V		27.86	19.19	47.06	-	-	2	2	5	-	11	-	6	-	10	-	36					
B.Com CA	CO5OCT	COMPUTERIZED ACCOUNTING	2020-21	V		27.86	13.42	41.28	-	2	3	6	9	-	5	-	4	-	7	-	36					
B.Com CA		OPEN COURSE	2020-21	V		59.78	18	77.78	6	8	#	5	3	-	3	-	1	-	-	-	36					

Course outcome of B.Com Computer Application, Academic Year 2020-2021, Semester - V



Programme outcome of B.Com Computer Application, Academic Year 2020-2021, Semester - V

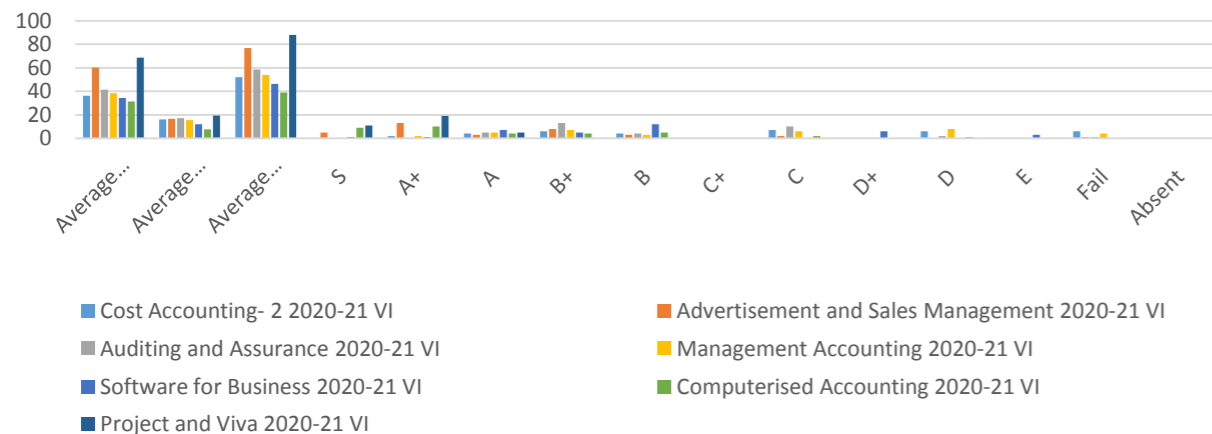


Overall Pass %
55.56

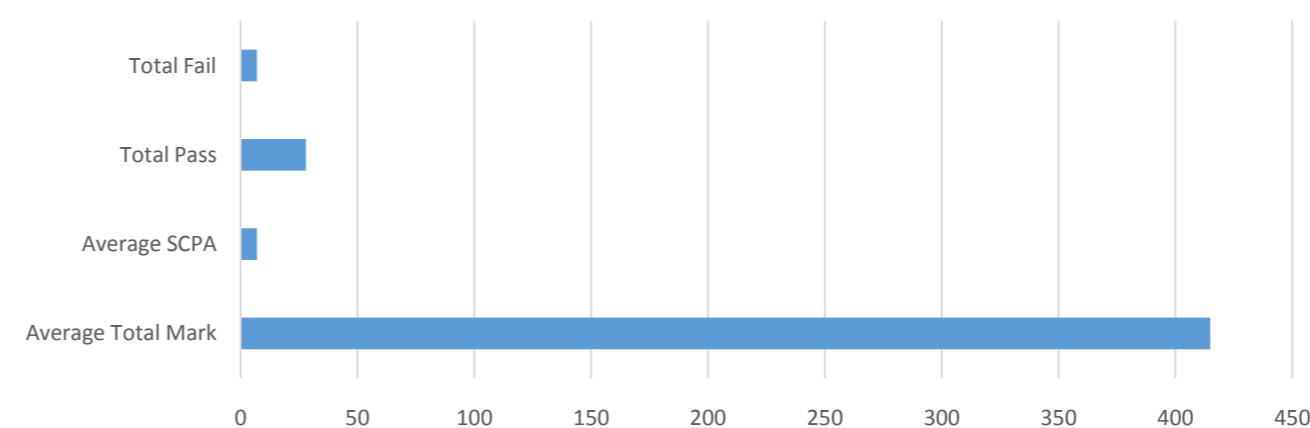
Course & Programme outcome of B.Com Computer Application, Academic Year 2020-21, Semester - VI

Program me	Course Code	Course	Academ ic Year	Se mes ter	Handl ed By	Average ESA (80)	Average ISA (20)	Average Total (100)	S	A+	A	B+	B	C+	C	D+	D	E	Fail	Abse nt	Total Count of Grade s	Average Total Mark	Avera ge SCPA	Total Pass	Total Fail	Total Studen ts Count
B.Com CA	CO6CRT1	Cost Accounting- 2	2020-21	VI		36.1667	15.9444	52.1111	-	2	4	6	4	-	7	-	6	-	6	-	35	414.944	6.993	28	7	35
B.Com CA	CO6CRT2	Advertisement and Sales Management	2020-21	VI		60.1667	16.6389	76.8056	5	13	3	8	3	-	2	-	-	-	1	-	35					
B.Com CA	CO6CRT3	Auditing and Assurance	2020-21	VI		41.4444	17.1111	58.5556	-	-	5	13	4	-	10	-	2	-	1	-	35					
B.Com CA	CO6CRT4	Management Accounting	2020-21	VI		38.4444	15.6111	54.0556	-	2	5	7	3	-	6	-	8	-	4	-	35					
B.Com CA	CO6OCT1	Software for Business	2020-21	VI		34.25	12.0833	46.3333	1	1	7	5	12	-	-	6	-	3	-	-	35					
B.Com CA	CO6OCP1	Computerised Accounting	2020-21	VI		31.2778	7.69444	38.9722	9	10	4	4	5	-	2	-	1	-	-	-	35					
B.Com CA	CO6PRT1	Project and Viva	2020-21	VI		68.6667	19.4444	88.1111	11	19	5	-	-	-	-	-	-	-	-	-	35					

Course Outcome of B.Com CA, Academic Year 2020-21, Semester - VI



Programme Outcome of B.Com CA, Academic Year 2020-21, Semester - VI



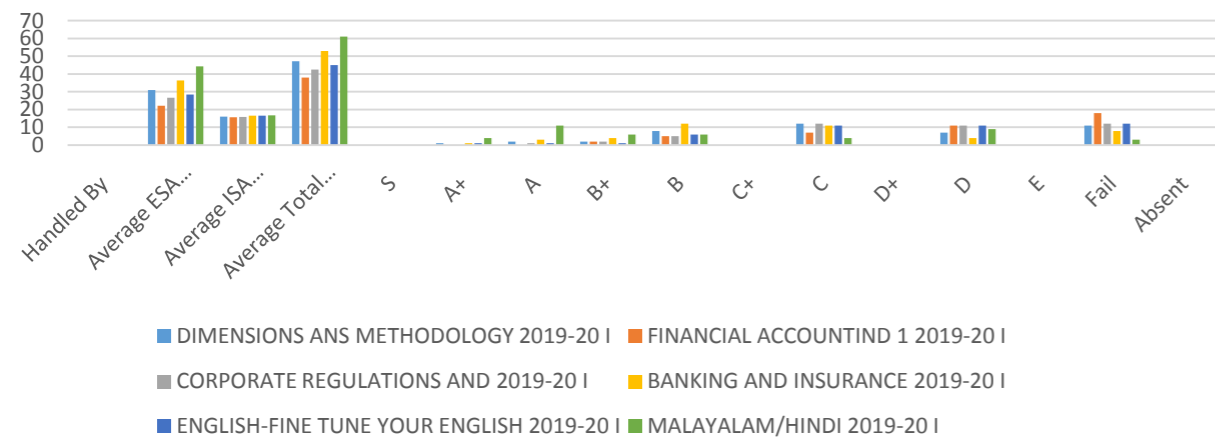
Overall Pass %
80.00

Admission Batch : 2019-22

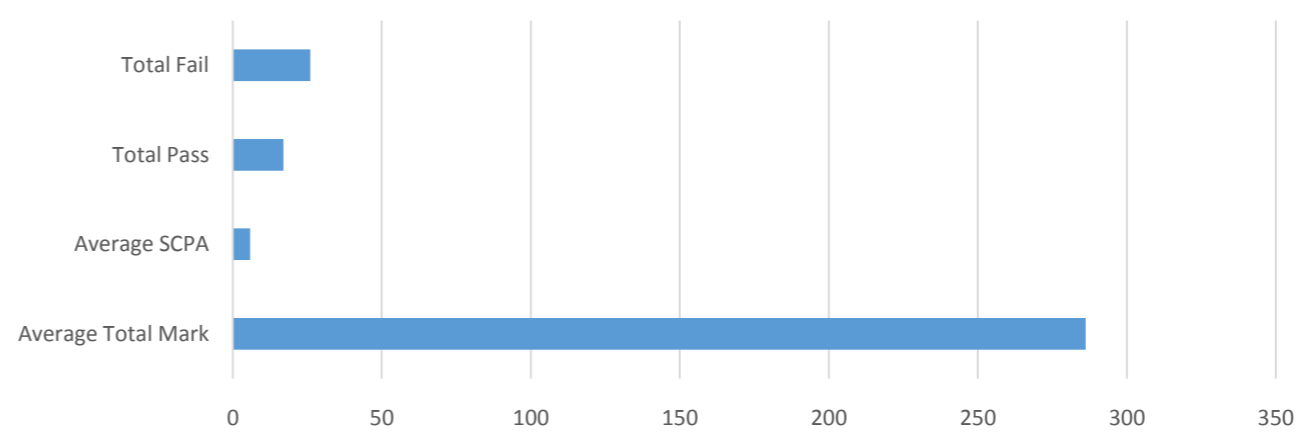
Course & Programme outcome of B.Com CA, Academic Year 2019-20, Semester - I

Program me	Course Code	Course	Academ ic Year	Se mes ter	Handl ed By	Average ESA (80)	Average ISA (20)	Average Total (100)	S	A+	A	B+	B	C+	C	D+	D	E	Fail	Abse nt	Total Coun t of Grad es	Average Total Mark	Aver age SCP A	Total Pass	Total Fail	Total Stude nts Coun t
B.Com CA	CO1CRT	DIMENSIONS ANS METHODOLOGY	2019-20	I		31.02	16.05	47.07	-	1	2	2	8	-	12	-	7	-	11	-	43	286	5.80	17	26	43
B.Com CA	CO1CRT	FINANCIAL ACCOUNTIND 1	2019-20	I		22.19	15.72	37.91	-	-	-	2	5	-	7	-	11	-	18	-	43					
B.Com CA	CO1CRT	CORPORATE REGULATIONS AND	2019-20	I		26.58	15.88	42.47	-	-	1	2	5	-	12	-	11	-	12	-	43					
B.Com CA	CO1CMT	BANKING AND INSURANCE	2019-20	I		36.33	16.51	52.84	-	1	3	4	12	-	11	-	4	-	8	-	43					
B.Com CA	ENICCT	ENGLISH-FINE TUNE YOUR ENGLIS	2019-20	I		28.42	16.51	44.93	-	1	1	1	6	-	11	-	11	-	12	-	43					
B.Com CA		MALAYALAM/HINDI	2019-20	I		44.26	16.67	60.93	-	4	#	6	6	-	4	-	9	-	3	-	43					

Course outcome of B.Com CA, Academic Year 2019-20, Semester - I



Programme outcome of B.Com CA, Academic Year 2019-20, Semester - I



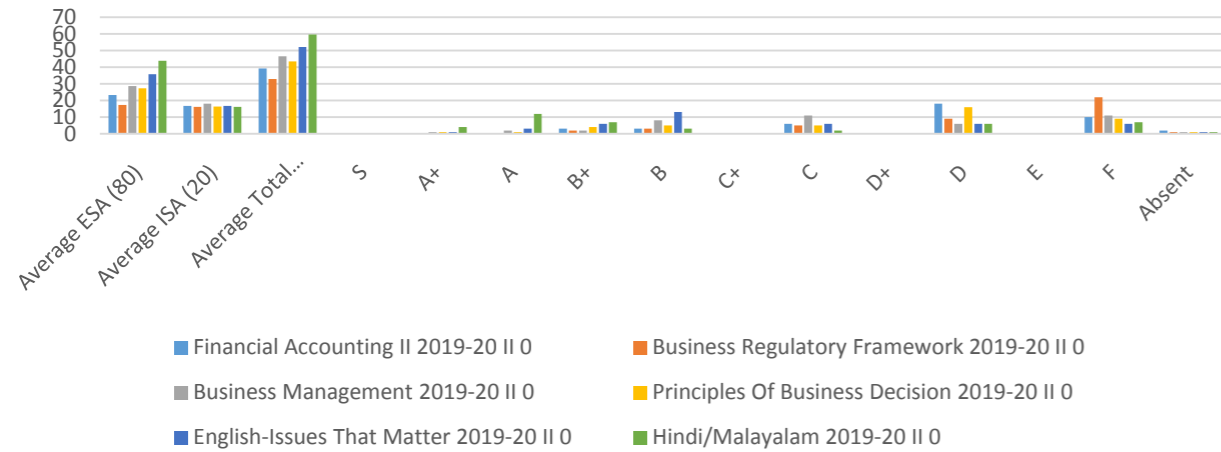
Overall Pass %

39.53

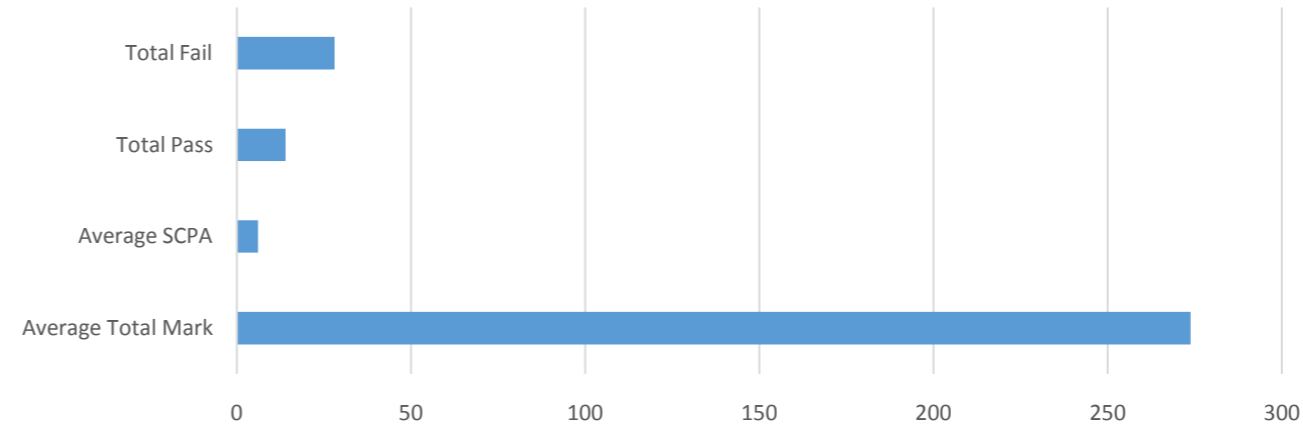
Course & Programme outcome of B.Com Computer Application, Academic Year 2019-20, Semester - II

Program me	Course Code	Course	Academ ic Year	Se mes ter	Handl ed By	Average ESA (80)	Average ISA (20)	Average Total (100)	S	A+	A	B+	B	C+	C	D+	D	E	F	Abse nt	Total Coun t of Grad es	Average Total Mark	Aver age SCP A	Total Pass	Total Fail	Total Stude nts Coun t
B.Com CA	CO2CRT	Financial Accounting II	2019-20	II		23.3333	16.7381	39.3095	-	-	-	3	3	-	6	-	18	-	10	2	42	273.81	6.05	14	28	42
B.Com CA	CO2CRT	Business Regulatory Framework	2019-20	II		17.2381	16.0714	32.9762	-	-	-	2	3	-	5	-	9	-	22	1	42					
B.Com CA	CO2CRT	Business Management	2019-20	II		28.7143	18.1429	46.4762	-	1	2	2	8	-	11	-	6	-	11	1	42					
B.Com CA	CO2CMT	Principles Of Business Decision	2019-20	II		27.381	16.4048	43.4048	-	1	1	4	5	-	5	-	16	-	9	1	42					
B.Com CA	EN2CCT	English-Issues That Matter	2019-20	II		35.6905	16.7381	52.0238	-	1	3	6	13	-	6	-	6	-	6	1	42					
B.Com CA		Hindi/Malayalam	2019-20	II		43.8095	16.1905	59.619	-	4	#	7	3	-	2	-	6	-	7	1	42					

Course outcome of B.Com Computer Application, Academic Year 2019-20, Semester - II



Programme outcome of B.Com Computer Application, Academic Year 2019-20, Semester - II



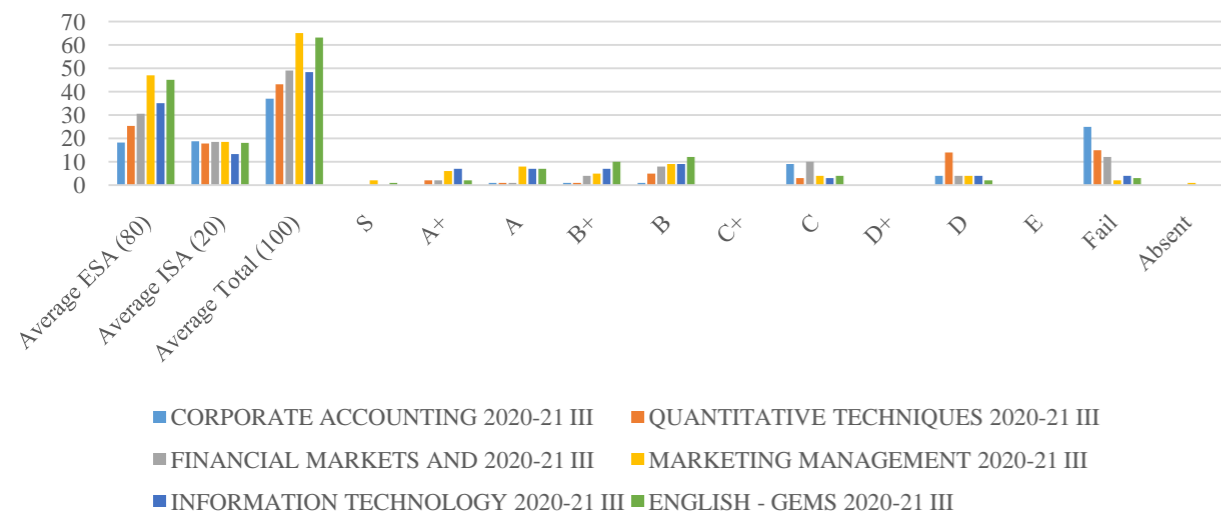
Overall Pass %

33.33

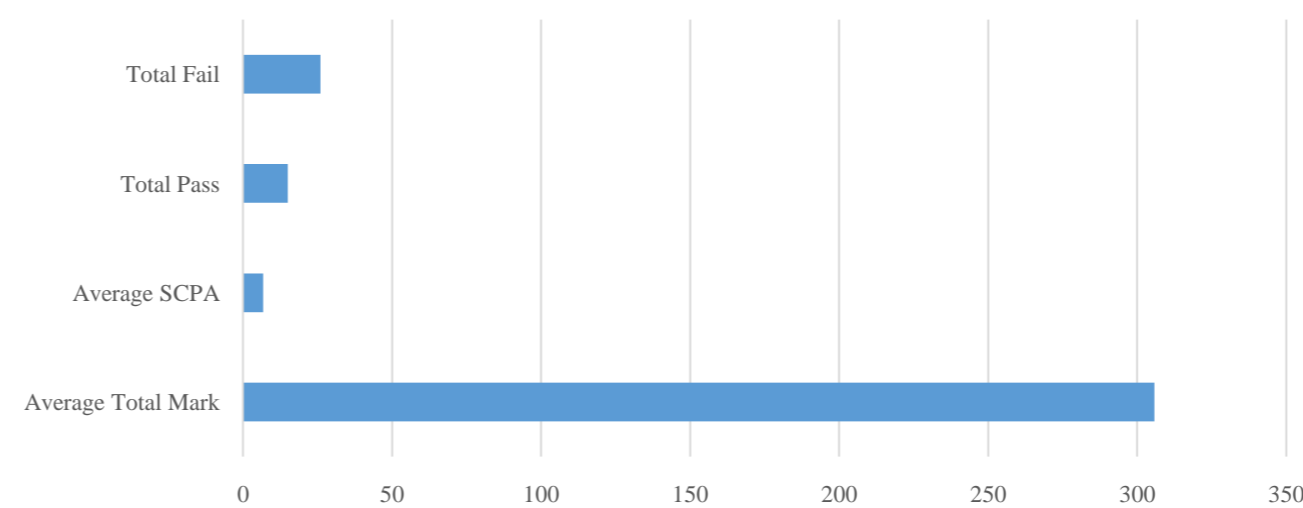
Course & Programme outcome of B.Com Computre Application, Academic Year 2020-21, Semester - III

Program me	Course Code	Course	Academ ic Year	Se mes ter	Handl ed By	Average ESA (80)	Average ISA (20)	Average Total (100)	S	A+	A	B+	B	C+	C	D+	D	E	Fail	Abse nt	Total Coun t of Grad es	Average Total Mark	Aver age SCP A	Total Pass	Total Fail	Total Stude nts Coun t
B.Com CA	CO3CRT	CORPORATE ACCOUNTING	2020-21	III		18.17	18.83	37.00	-	-	1	1	1	-	9	-	4	-	25	-	41	305.805	6.73	15	26	41
B.Com CA	CO3CRT	QUANTITATIVE TECHNIQUES	2020-21	III		25.3171	17.7805	43.0976	-	2	1	1	5	-	3	-	14	-	15	-	41					
B.Com CA	CO3CRT	FINANCIAL MARKETS AND	2020-21	III		30.5366	18.5366	49.0732	-	2	1	4	8	-	10	-	4	-	12	-	41					
B.Com CA	CO3CRT	MARKETING MANAGEMENT	2020-21	III		46.9268	18.561	65.122	2	6	8	5	9	-	4	-	4	-	2	1	41					
B.Com CA	CO3OCT	INFORMATION TECHNOLOGY	2020-21	III		35.0732	13.3171	48.3902	-	7	7	7	9	-	3	-	4	-	4	-	41					
B.Com CA	EN3CCT	ENGLISH - GEMS	2020-21	III		45.0732	18.0488	63.122	1	2	7	10	12	-	4	-	2	-	3	-	41					

Course Outcome of B.Com CA , Academic Year 2020-21, Semester -III



Programme Outcome of B.Com CA , Academic Year 2020-21, Semester - III



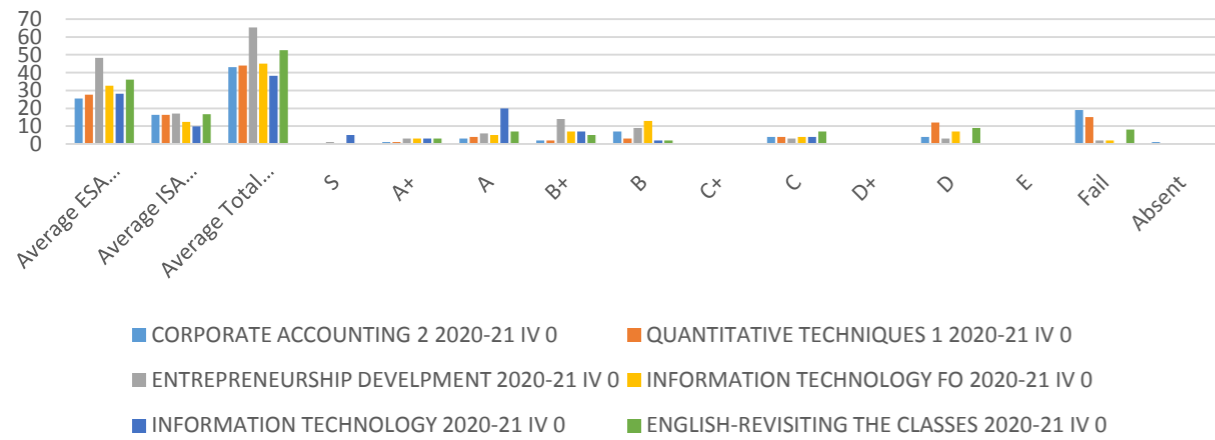
Overall Pass %

36.59

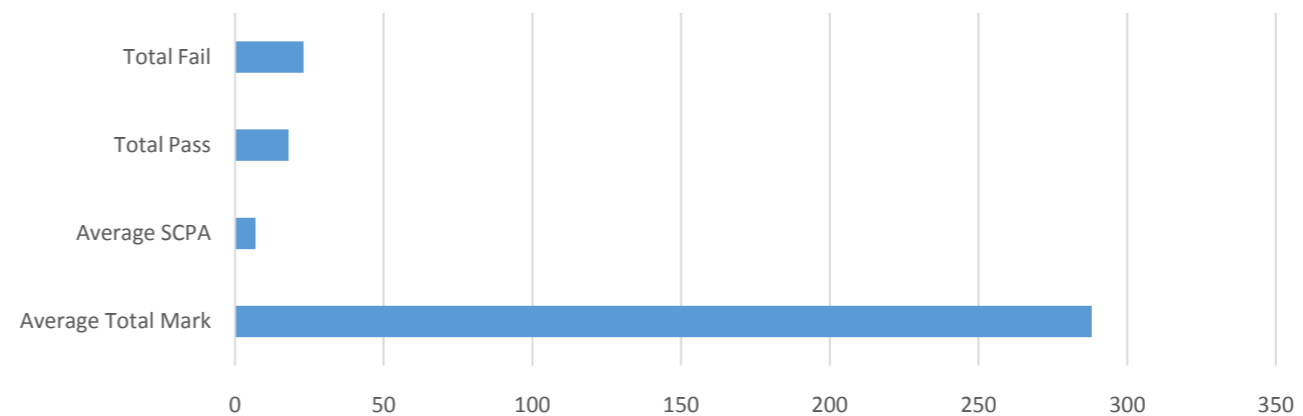
Course & Programme outcome of B.COM CA, Academic Year 2020-21, Semester - IV

Program me	Course Code	Course	Academ ic Year	Se mes ter	Handl ed By	Average ESA (80)	Average ISA (20)	Average Total (100)	S	A+	A	B+	B	C+	C	D+	D	E	Fail	Abse nt	Total Coun t of Grad es	Average Total Mark	Aver age SCP A	Total Pass	Total Fail	Total Stude nts Coun t
B.COM CA	CO4CRT	CORPORATE ACCOUNTING 2	2020-21	IV		25.4878	16.3902	43.10	-	1	3	2	7	-	4	-	4	-	19	1	41	288.122	6.892	18	23	41
B.COM CA	CO4CRT	QUANTITATIVE TECHNIQUES 1	2020-21	IV		27.561	16.3415	43.9024	-	1	4	2	3	-	4	-	12	-	15	-	41					
B.COM CA	CO4CRT	ENTREPRENEURSHIP DEVELOPMEN	2020-21	IV		48.2439	17.0244	65.2683	1	3	6	14	9	-	3	-	3	-	2	-	41					
B.COM CA	CO4OCT	INFORMATION TECHNOLOGY FO	2020-21	IV		32.73	12.32	45.05	-	3	5	7	13	-	4	-	7	-	2	-	41					
B.COM CA	CO4OCP	INFORMATION TECHNOLOGY	2020-21	IV		28.1951	9.95122	38.1463	5	3	#	7	2	-	4	-	-	-	-	-	41					
B.COM CA	EN4CCT	ENGLISH-REVISITING THE CLASSE	2020-21	IV		36	16.6585	52.66	-	3	7	5	2	-	7	-	9	-	8	-	41					

Course outcome of B.COM CA, Academic Year 2020-21, Semester - IV



Programme Outcome of B,COM CA, Academic Year 2020-21, Semester - IV

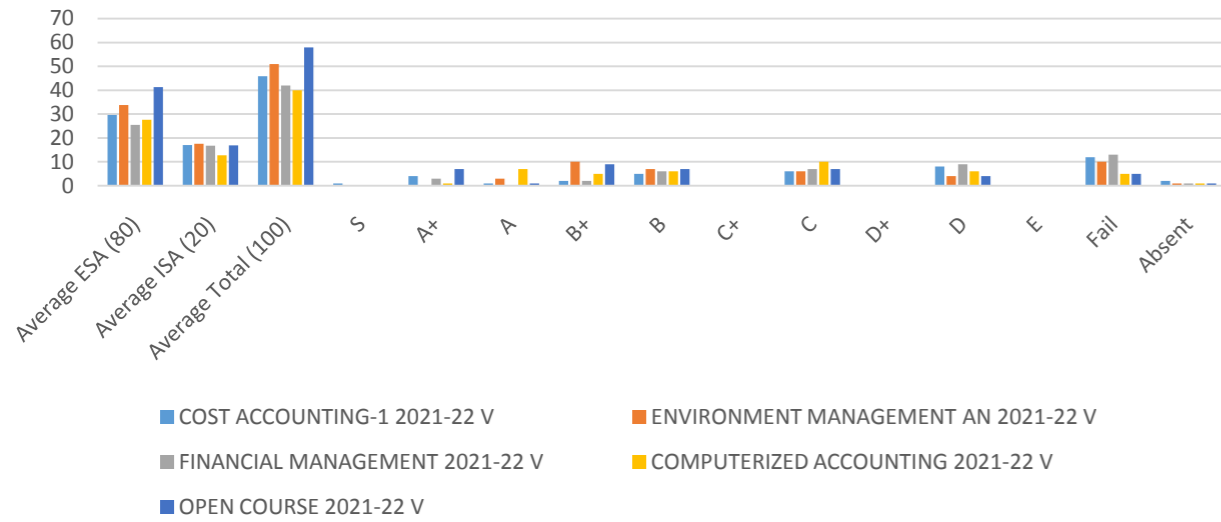


Overall Pass %
43.90

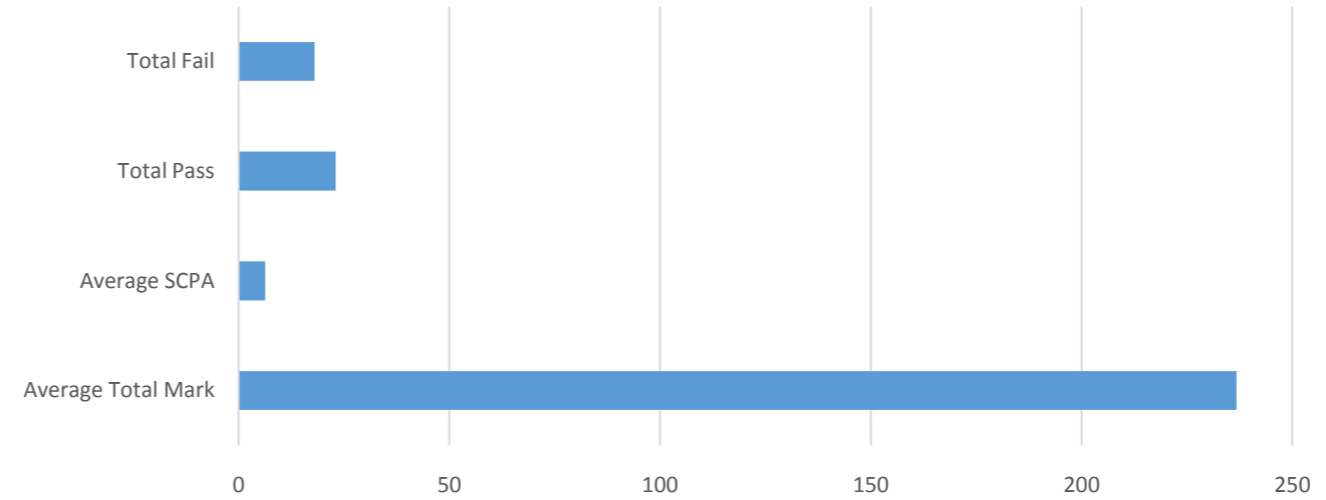
Course & Programme outcome of B.Com Computer Application, Academic Year 2021-2022, Semester - V

Program me	Course Code	Course	Academ ic Year	Se mes ter	Handl ed By	Average ESA (80)	Average ISA (20)	Average Total (100)	S	A+	A	B+	B	C+	C	D+	D	E	Fail	Abse nt	Total Coun t of Grad es	Average Total Mark	Aver age SCP A	Total Pass	Total Fail	Total Stude nts Coun t
B.Com CA	CO5CRT	COST ACCOUNTING-1	2021-22	V		29.6341	17.0488	45.9024	1	4	1	2	5	-	6	-	8	-	12	2	41	236.76	6.32	23	18	41
B.Com CA	CO5CRT	ENVIRONMENT MANAGEMENT AN	2021-22	V		33.7805	17.561	50.9268	-	-	3	10	7	-	6	-	4	-	10	1	41					
B.Com CA	CO5CRT	FINANCIAL MANAGEMENT	2021-22	V		25.5366	16.7073	42	-	3	-	2	6	-	7	-	9	-	13	1	41					
B.Com CA	CO5OCT	COMPUTERIZED ACCOUNTING	2021-22	V		27.561	12.7073	39.9512	-	1	7	5	6	-	10	-	6	-	5	1	41					
B.Com CA		OPEN COURSE	2021-22	V		41.3659	16.9268	57.9756	-	7	1	9	7	-	7	-	4	-	5	1	41					

Course outcome of B.Com Computer Application, Academic Year 2021-2022, Semester - V



Programme outcome of B.Com Computer Application, Academic Year 2021-2022, Semester - V



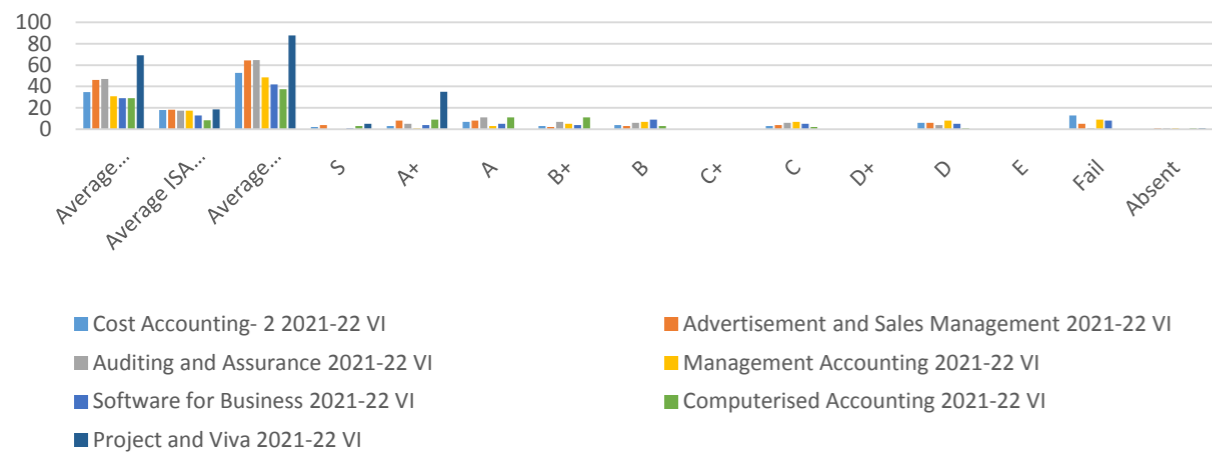
Overall Pass %

56.10

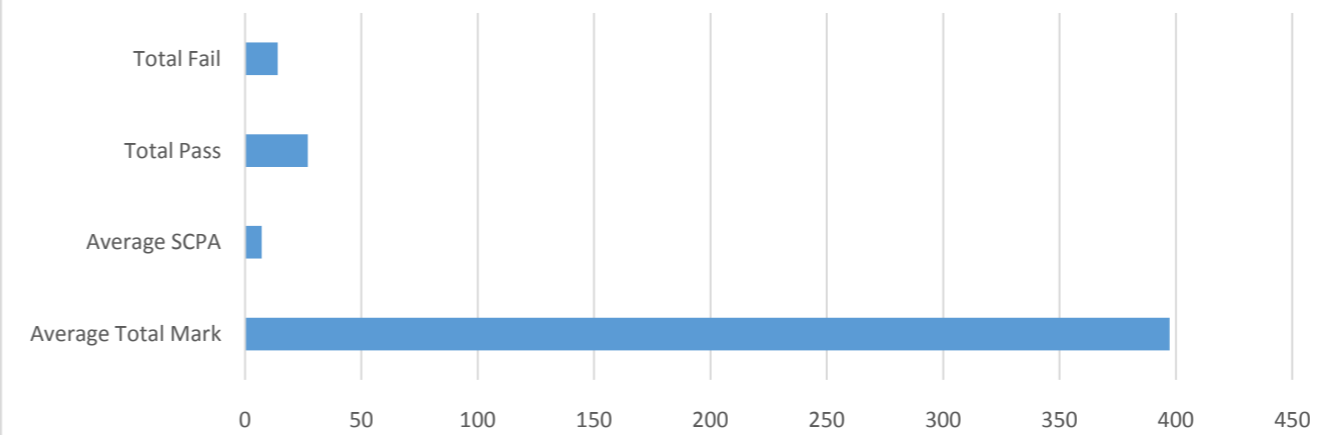
Course & Programme outcome of B.Com Computer Application, Academic Year 2021-22, Semester - VI

Program me	Course Code	Course	Academ ic Year	Se mes ter	Handl ed By	Average ESA (80)	Average ISA (20)	Average Total (100)	S	A+	A	B+	B	C+	C	D+	D	E	Fail	Abse nt	Total Coun t of Grad es	Average Total Mark	Aver age SCP A	Total Pass	Total Fail	Total Stude nts Coun t
B.Com CA	CO6CRT	Cost Accounting- 2	2021-22	VI		34.7073	18.0976	52.6098	2	3	7	3	4	-	3	-	6	-	13	-	41	397.317	7.114	27	14	41
B.Com CA	CO6CRT	Advertisement and Sales Management	2021-22	VI		46.2195	18.2439	64.4634	4	8	8	2	3	-	4	-	6	-	5	1	41					
B.Com CA	CO6CRT	Auditing and Assurance	2021-22	VI		47.0976	17.439	64.5366	-	5	11	7	6	-	6	-	4	-	1	1	41					
B.Com CA	CO6CRT	Management Accounting	2021-22	VI		30.9756	17.439	48.4146	-	1	3	5	7	-	7	-	8	-	9	1	41					
B.Com CA	CO6OCT	Software for Business	2021-22	VI		29.0732	12.7805	41.9512	1	4	5	4	9	-	5	-	5	-	8	-	41					
B.Com CA	CO6OCP	Computerised Accounting	2021-22	VI		29.0732	8.43902	37.5122	3	9	11	11	3	-	2	-	1	-	-	1	41					
B.Com CA	CO6PRT	Project and Viva	2021-22	VI		69.1463	18.6829	87.8293	5	35	-	-	-	-	-	-	-	-	-	1	41					

Course Outcome of B.Com CA, Academic Year 2021-22, Semester - VI



Programme Outcome of B.Com CA, Academic Year 2021-22, Semester - VI

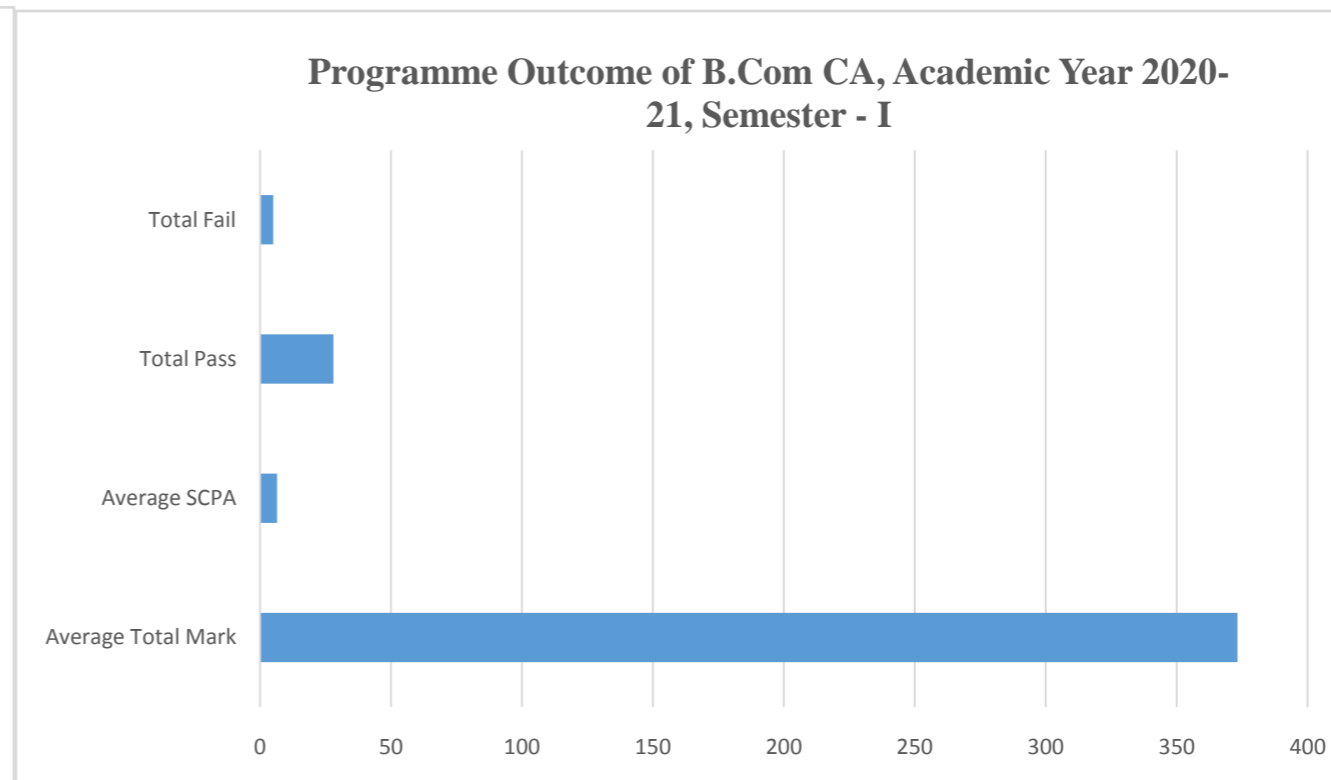
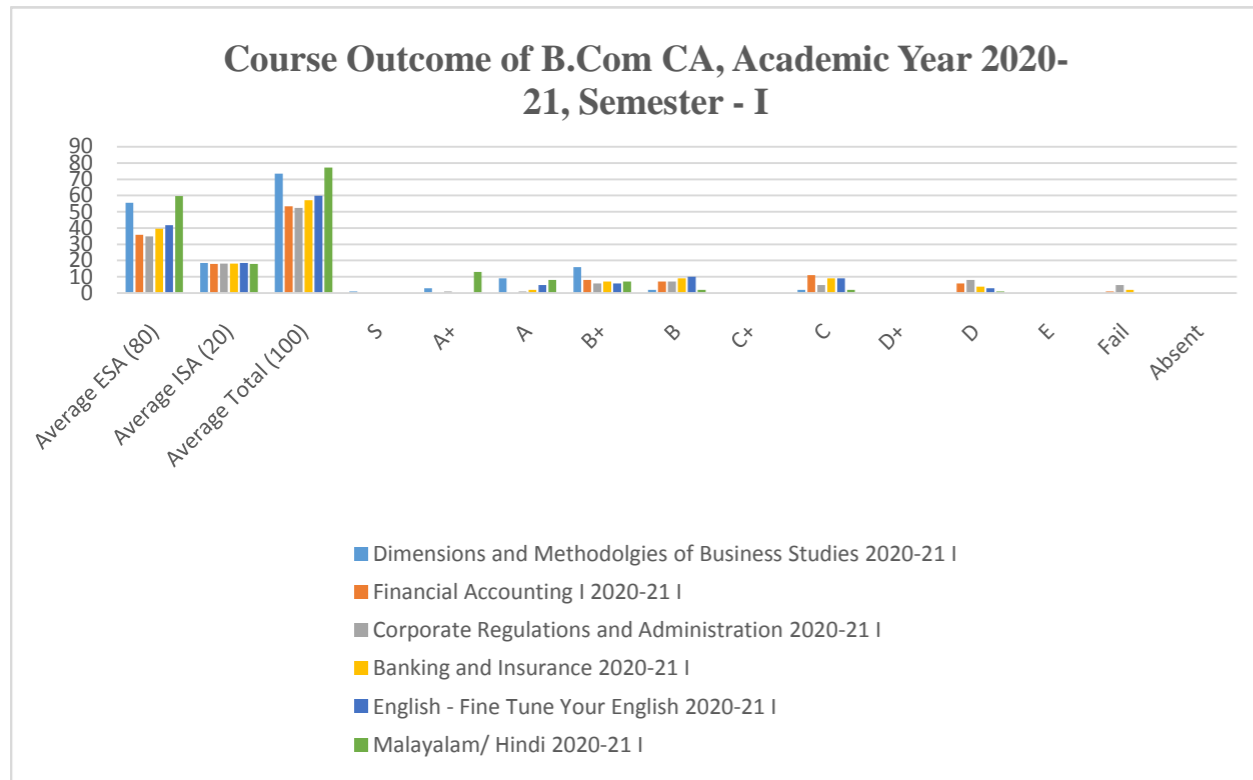


Overall Pass %

65.85

Admission Batch : 2020-23

Course & Programme Outcome of B.Com Computer Application, Academic Year 2020-21, Semester - I																											
Programme	Course Code	Course	Academic Year	Semester	Handled By	Average ESA (80)	Average ISA (20)	Average Total (100)	S	A+	A	B+	B	C+	C	D+	D	E	Fail	Absent	Total Count of Grades	Average Total Mark	Average SCPA	Total Pass	Total Fail	Total Students Count	
B.Com CA	CO1CRT0	Dimensions and Methodologies of Business Studies	2020-21	I		55.52	18.58	73.48	1	3	9	16	2	-	2	-	-	-	-	-	-	33	373.21	6.43	28	5	33
B.Com CA	CO1CRT0	Financial Accounting I	2020-21	I		35.94	18.00	53.33	-	-	-	8	7	-	11	-	6	-	1	-	33						
B.Com CA	CO1CRT0	Corporate Regulations and Administration	2020-21	I		34.79	18.21	52.42	-	1	1	6	7	-	5	-	8	-	5	-	33						
B.Com CA	CO1CMT0	Banking and Insurance	2020-21	I		39.55	18.06	57.03	-	-	2	7	9	-	9	-	4	-	2	-	33						
B.Com CA	EN1CCT0	English - Fine Tune Your English	2020-21	I		41.82	18.58	59.82	-	-	5	6	10	-	9	-	3	-	-	-	33						
B.Com CA		Malayalam/ Hindi	2020-21	I		59.70	17.97	77.12	-	13	8	7	2	-	2	-	1	-	-	-	33						



Overall Pass %

84.85