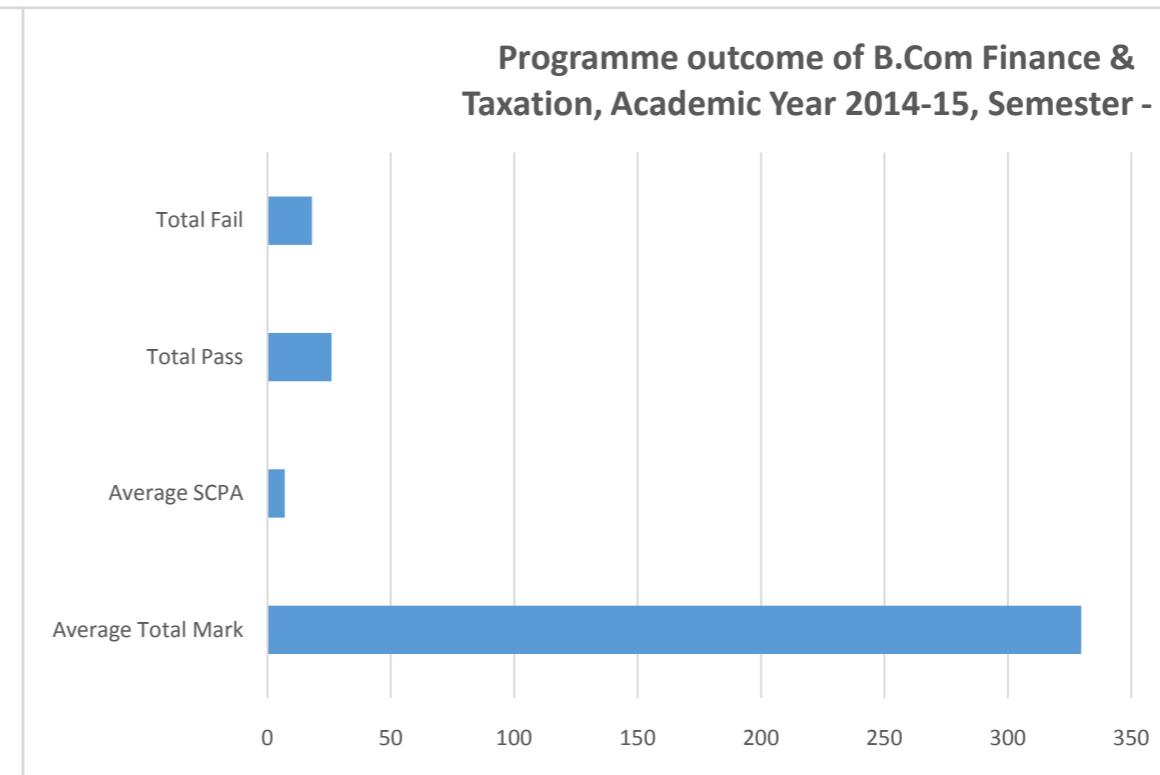
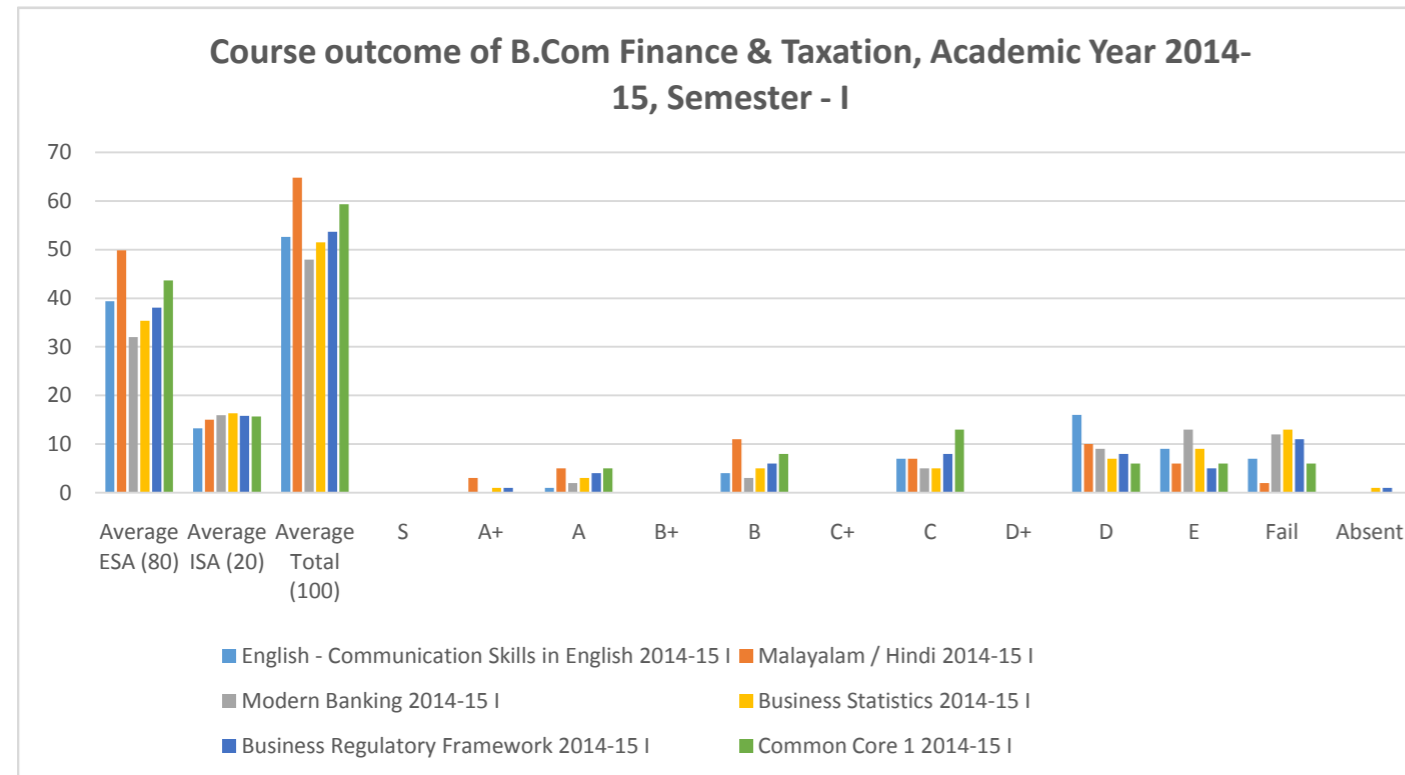


Admission Batch : 2014-17

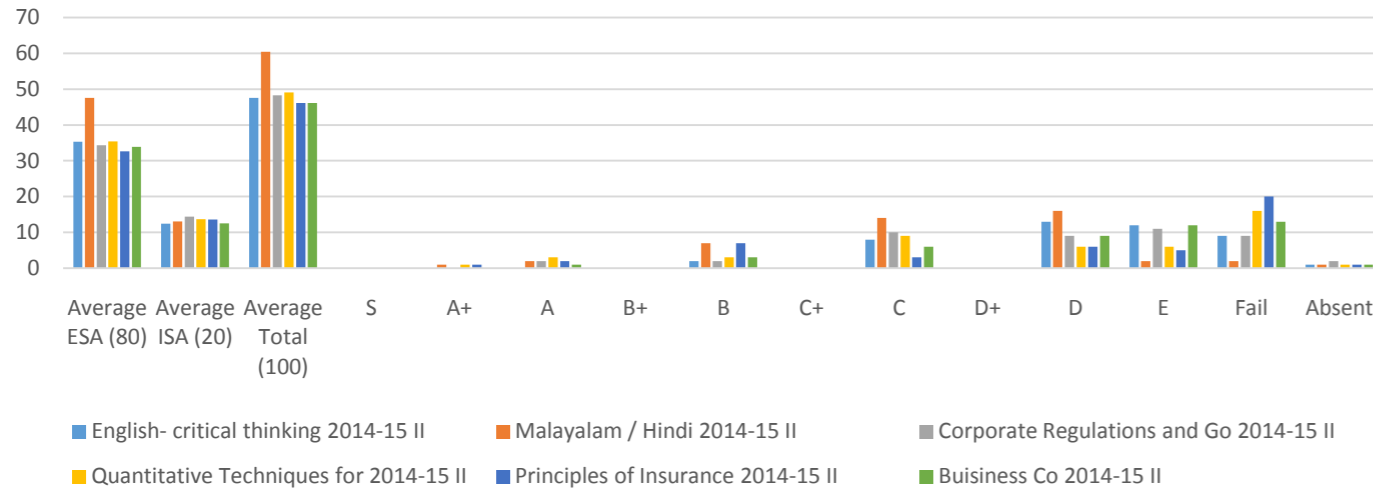
Course & Programme outcome of B.Com Finance & Taxation, Academic Year 2014-15, Semester - I																								
Programme	Course Code	Course	Academic Year	Semester	Average ESA (80)	Average ISA (20)	Average Total (100)	S	A+	A	B+	B	C	D	E	Fail	Absent	Total Count of Grades	Average Total Mark	Average SCPA	Total Pass	Total Fail	Total Students Count	
B.Com F&T	EN01AA901	English - Communication Skills in English	2014-15	I	39.41	13.20	52.61	-	-	1	-	4	7	16	9	7	-	44	329.82	7.06	26	18	44	
B.Com F&T		Malayalam / Hindi	2014-15	I	49.82	15.00	64.82	-	3	5	-	11	7	10	6	2	-	44						
B.Com F&T	CM01BAA02	Modern Banking	2014-15	I	32.00	15.93	47.93	-	-	2	-	3	5	9	13	12	-	44						
B.Com F&T	CM01CR001	Business Statistics	2014-15	I	35.34	16.36	51.48	-	1	3	-	5	5	7	9	13	1	44						
B.Com F&T	CM01CR002	Business Regulatory Framework	2014-15	I	38.09	15.77	53.66	-	1	4	-	6	8	8	5	11	1	44						
B.Com F&T	M01BA901	Common Core 1	2014-15	I	43.66	15.66	59.32	-	-	5	-	8	13	6	6	6	-	44						



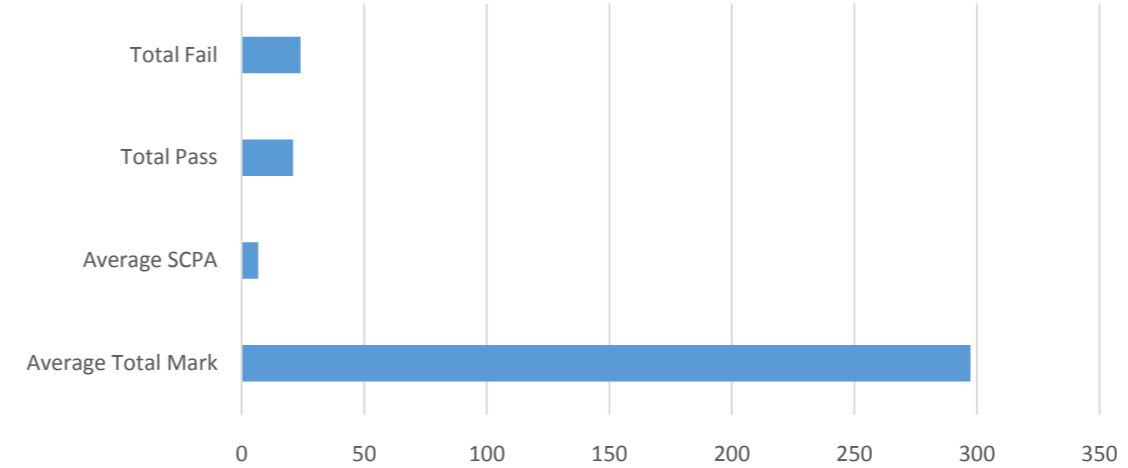
Overall Pass %
59.09

Course & Programme outcome of B.Com Finance & Taxation, Academic Year 2014-15, Semester - II																								
Programme	Course Code	Course	Academic Year	Semester	Average ESA (80)	Average ISA (20)	Average Total (100)	S	A+	A	B+	B	C	D	E	Fail	Absent	Total Count of Grades	Average Total Mark	Average SCPA	Total Pass	Total Fail	Total Students Count	
B.Com F&T	EN02AA901	English- critical thinking	2014-15	II	35.29	12.44	47.58	-	-	-	-	2	8	13	12	9	1	45	297.42	6.85	21	24	45	
B.Com F&T		Malayalam / Hindi	2014-15	II	47.56	13.09	60.44	-	1	2	-	7	14	16	2	2	1	45						
B.Com F&T	CM02BAA03	Corporate Regulations and Go	2014-15	II	34.31	14.36	48.24	-	-	2	-	2	10	9	11	9	2	45						
B.Com F&T	CM02CR001	Quantitative Techniques for	2014-15	II	35.44	13.67	49.07	-	1	3	-	3	9	6	6	16	1	45						
B.Com F&T	CM02CR002	Principles of Insurance	2014-15	II	32.60	13.60	46.16	-	1	2	-	7	3	6	5	20	1	45						
B.Com F&T	CM02BA901	Buisness Co	2014-15	II	33.84	12.49	46.13	-	-	1	-	3	6	9	12	13	1	45						

Course outcome of B.Com Finance & Taxation, Academic Year 2014-15, Semester - II



Programme outcome of B.Com Finance & Taxation, Academic Year 2014-15, Semester - II

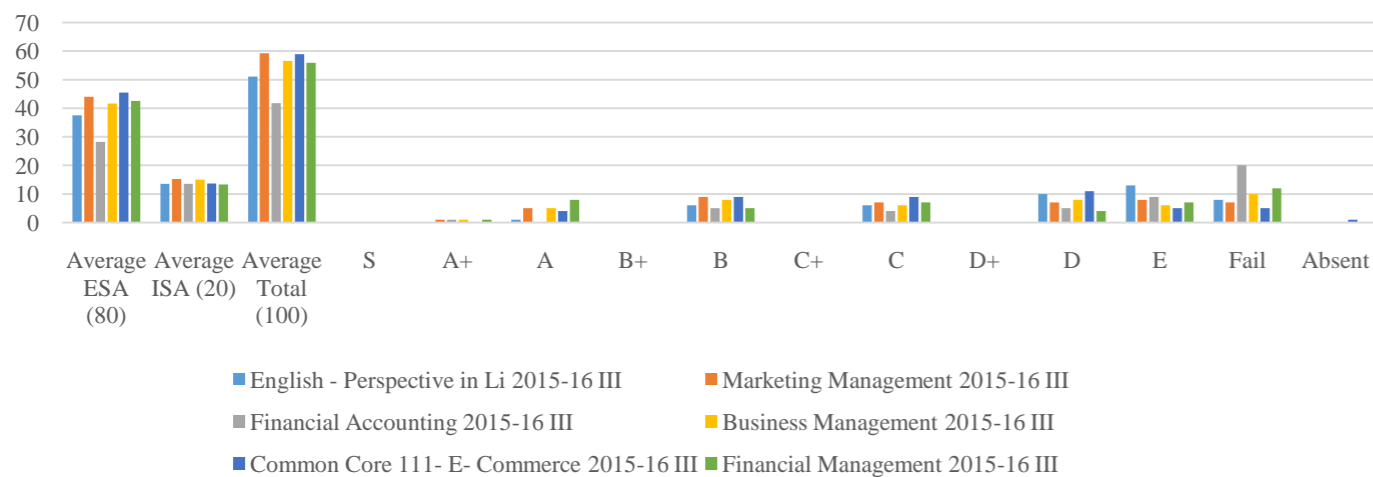


Overall Pass %
46.67

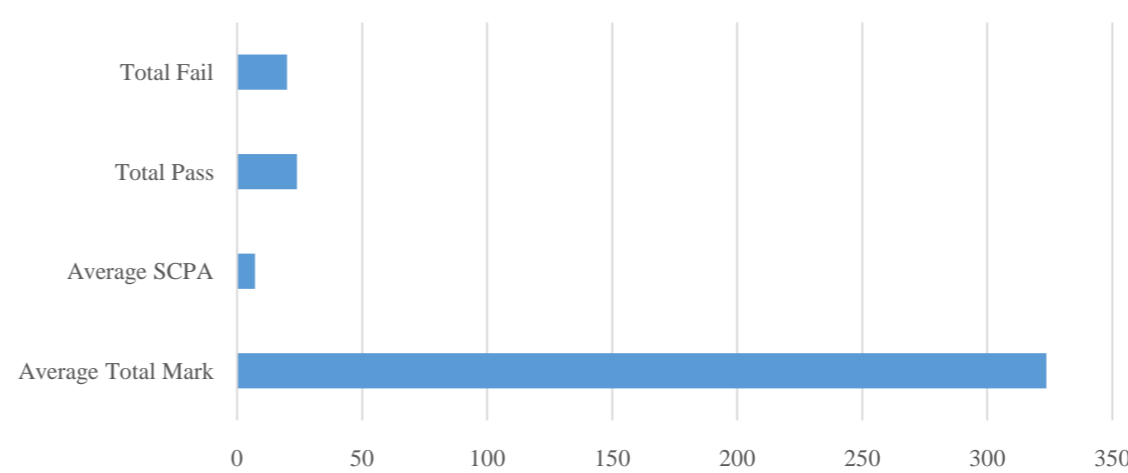
Course & Programme outcome of B.Com Finance & Taxation, Academic Year 2015-16, Semester - III

Program me	Course Code	Course	Academ ic Year	Se mes ter	Average ESA (80)	Average ISA (20)	Average Total (100)	S	A+	A	B+	B	C	D	E	Fail	Abse nt	Total Coun t of Grad es	Averag e Total Mark	Aver age SCP A	Total Pass	Total Fail	Total Studen ts Count
B.Com F&	EN03AA902	English - Perspective in Li	2015-16	III	37.52	13.59	51.11	-	-	1	-	6	6	10	13	8	-	44	323.59	7.23	24	20	44
B.Com F&	CM03BAA01	Marketing Management	2015-16	III	44.07	15.23	59.30	-	1	5	-	9	7	7	8	7	-	44					
B.Com F&	CM03BAA02	Financial Accounting	2015-16	III	28.25	13.52	41.77	-	1	-	-	5	4	5	9	20	-	44					
B.Com F&	CM03BAA04	Business Management	2015-16	III	41.61	15.00	56.61	-	1	5	-	8	6	8	6	10	-	44					
B.Com F&	CM03BAA03	Common Core 111- E- Commerce	2015-16	III	45.43	13.70	58.93	-	-	4	-	9	9	11	5	5	1	44					
B.Com F&	CMO3BBA01	Financial Management	2015-16	III	42.59	13.27	55.86	-	1	8	-	5	7	4	7	12	-	44					

Course Outcome of B.Com F&T, Academic Year 2015-16, Semester - III



Programme Outcome of B.Com F&T, Academic Year 2015-16, Semester - III

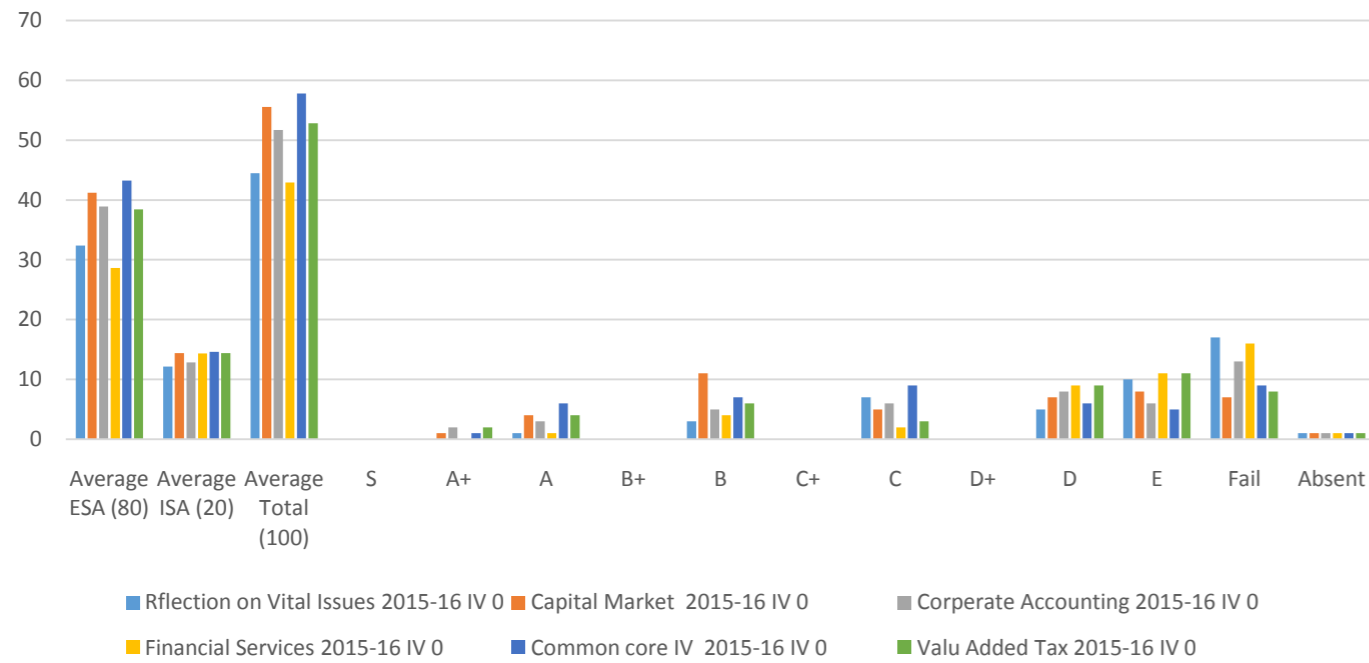


Overall Pass %
54.55

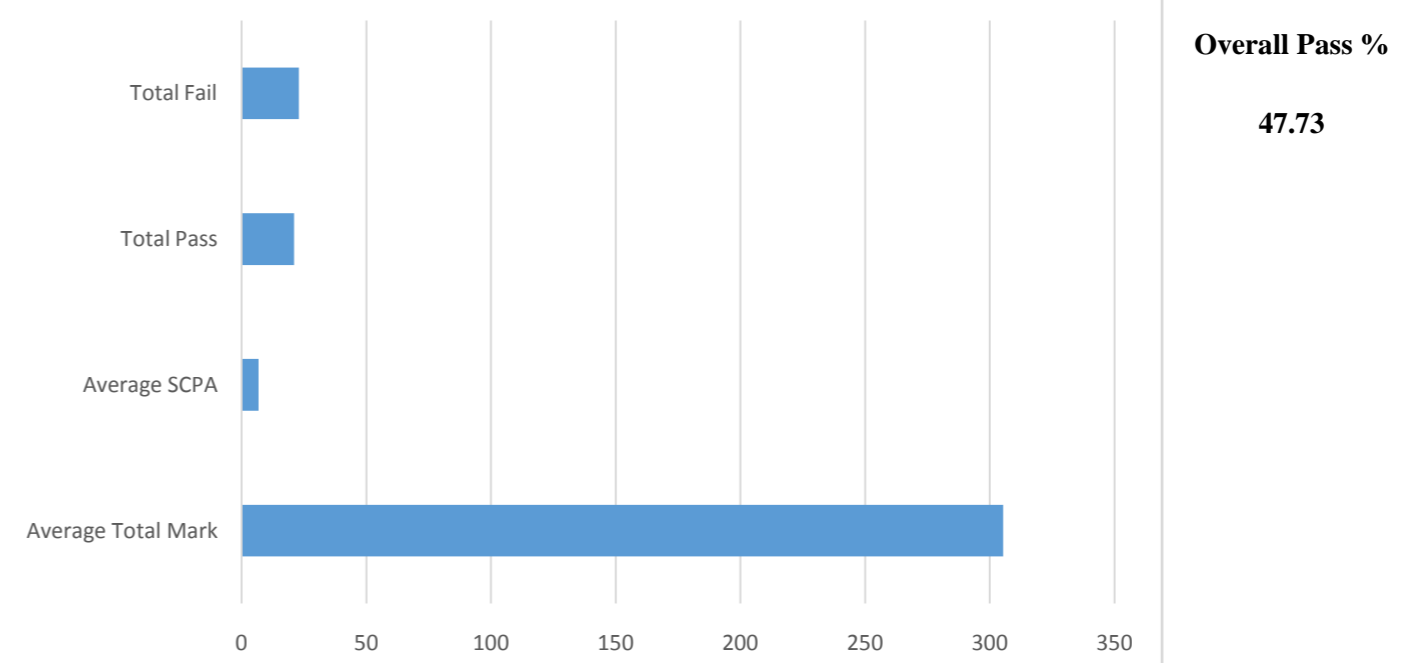
Course & Programme outcome of B.Com Finance & Taxation, Academic Year 2015-16, Semester - IV

Program me	Course Code	Course	Academ ic Year	Se mes ter	Average ESA (80)	Average ISA (20)	Average Total (100)	S	A+	A	B+	B	C	D	E	Fail	Abse nt	Total Coun t of Grad es	Averag e Total Mark	Aver age SCP A	Total Pass	Total Fail	Total Studen ts Count
B.Com F&	EN04AA902	Rflection on Vital Issues	2015-16	IV	32.39	12.14	44.48	-	-	1	-	3	7	5	10	17	1	44	305.27	6.82	21	23	44
B.Com F&	CM04BAA01	Capital Market	2015-16	IV	41.23	14.41	55.57	-	1	4	-	11	5	7	8	7	1	44					
B.Com F&	CM04VAA02	Corperate Accounting	2015-16	IV	38.93	12.82	51.70	-	2	3	-	5	6	8	6	13	1	44					
B.Com F&	CM04BAA03	Financial Services	2015-16	IV	28.61	14.34	42.91	-	-	1	-	4	2	9	11	16	1	44					
B.Com F&	CM04BA901	Common core IV	2015-16	IV	43.25	14.64	57.82	-	1	6	-	7	9	6	5	9	1	44					
B.Com F&	CM04BBA01	Valu Added Tax	2015-16	IV	38.43	14.41	52.80	-	2	4	-	6	3	9	11	8	1	44					

Course Outcome of B.Com F&T, Academic Year 2015-16, Semester - IV



Programme Outcome of B.Com F&T, Academic Year 2015-16, Semester - IV

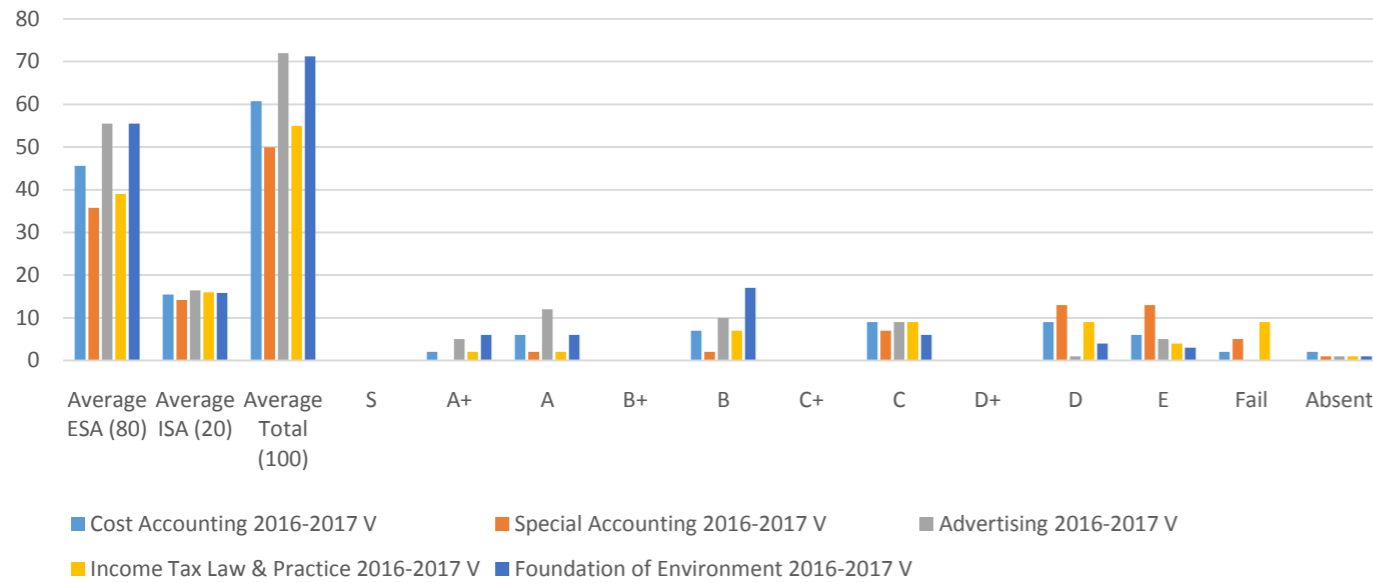


Overall Pass %
47.73

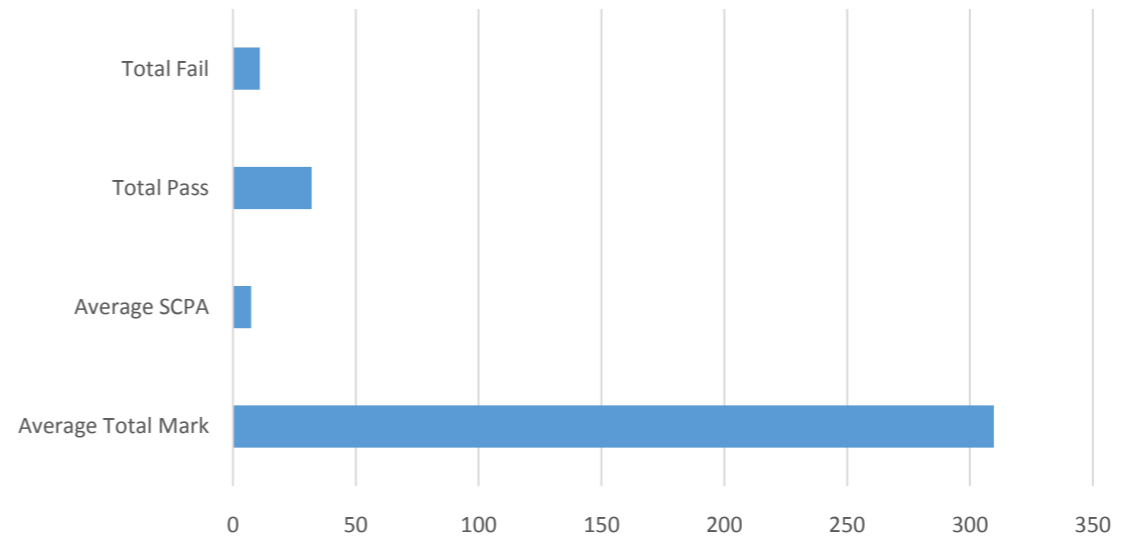
Course & Programme outcome of B.Com Finance and Taxation, Academic Year 2016-17, Semester - V

Program me	Course Code	Course	Academ ic Year	Se mes ter	Average ESA (80)	Average ISA (20)	Average Total (100)	S	A+	A	B+	B	C	D	E	Fail	Abse nt	Total Coun t of Grad es	Averag e Total Mark	Aver age SCP A	Total Pass	Total Fail	Total Studen ts Count
B.Com F&	CM05BAA01	Cost Accounting	2016-201	V	45.58	15.47	60.70	-	2	6	-	7	9	9	6	2	2	43	310	7.48	32	11	43
B.Com F&	CM05CR001	Special Accounting	2016-201	V	35.77	14.14	49.91	-	-	2	-	2	7	13	13	5	1	43					
B.Com F&	CM05CAA0	Advertising	2016-201	V	55.51	16.44	71.95	-	5	12	-	10	9	1	5	-	1	43					
B.Com F&	CM05BBA01	Income Tax Law & Practice	2016-201	V	39.00	15.98	54.98	-	2	2	-	7	9	9	4	9	1	43					
B.Com F&	EM05DAP01	Foundation of Environment	2016-201	V	55.47	15.79	71.26	-	6	6	-	17	6	4	3	-	1	43					

Course Outcome of B.Com F&T, Academic Year 2016-17, Semester - V



Programme Outcome of B.Com F&T, Academic Year 2016-17, Semester - V

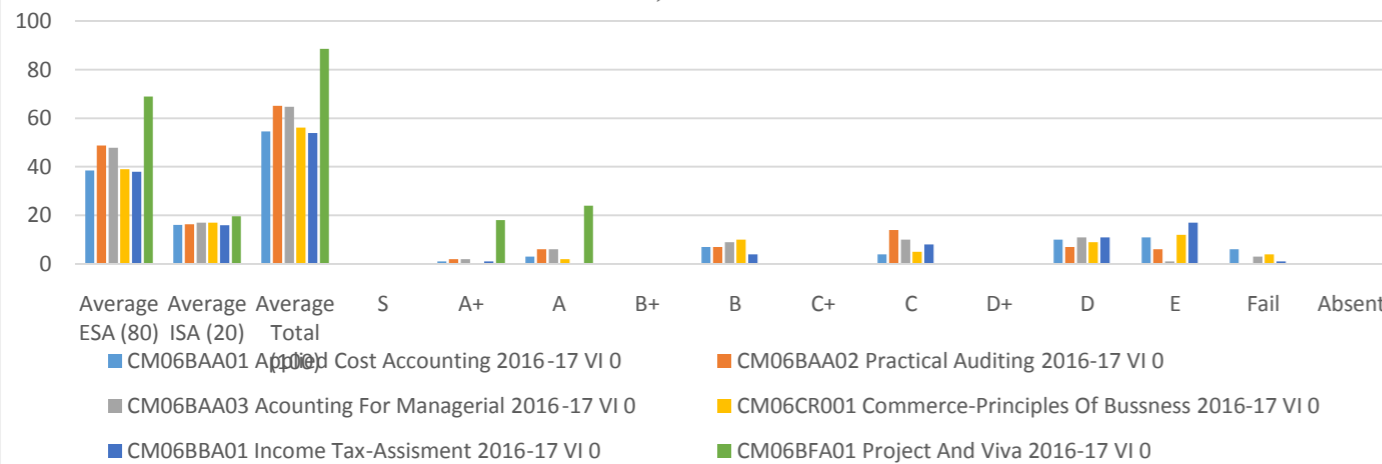


Overall Pass %
74.42

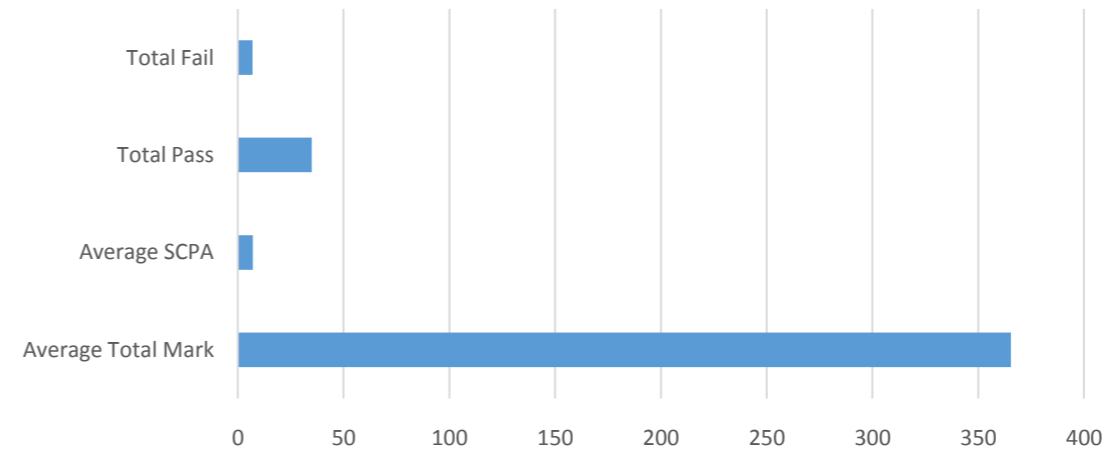
Course & Programme outcome of B.Com Finance & Taxation, Academic Year 2016-17, Semester - VI

Programme	Course Code	Course	Academic Year	Semester	Average ESA (80)	Average ISA (20)	Average Total (100)	S	A+	A	B+	B	C	D	E	Fail	Absent	Total Count of Grades	Average Total Mark	Average SCPA	Total Pass	Total Fail	Total Students Count
B.Com F&	CM06BAA01	Applied Cost Accounting	2016-17	VI	38.48	16.05	54.52	-	1	3	-	7	4	10	11	6	-	42	365.55	7.15	35	7	42
B.Com F&	CM06BAA02	Practical Auditing	2016-17	VI	48.76	16.36	65.12	-	2	6	-	7	14	7	6	-	-	42					
B.Com F&	CM06BAA03	Accounting For Managerial	2016-17	VI	47.79	16.95	64.74	-	2	6	-	9	10	11	1	3	-	42					
B.Com F&	CM06CR001	Commerce-Principles Of Bussness	2016-17	VI	39.05	17.05	56.10	-	-	2	-	10	5	9	12	4	-	42					
B.Com F&	CM06BBA01	Income Tax-Assisment	2016-17	VI	37.95	15.95	53.90	-	1	-	-	4	8	11	17	1	-	42					
B.Com F&	CM06BFA01	Project And Viva	2016-17	VI	68.90	19.67	88.57	-	18	24	-	-	-	-	-	-	-	42					

Course Outcome of B.Com Finance and Taxation, Academic Year 2016-17, Semester - VI



Programme Outcome of B.Com Finance and Taxation, Academic Year 2016-17, Semester - VI



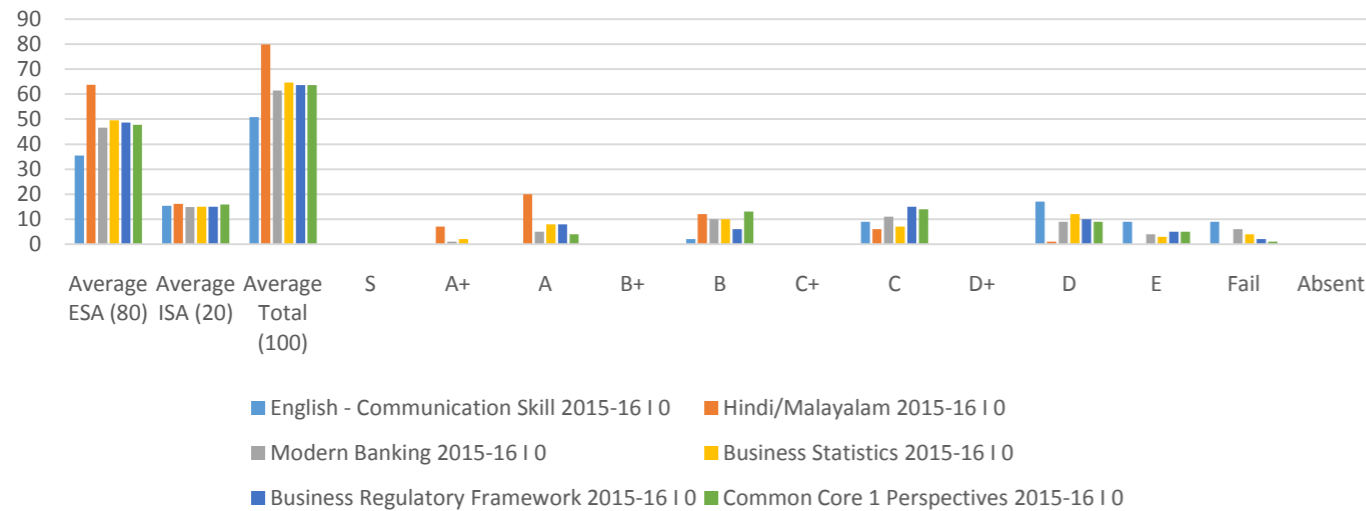
Overall Pass %
83.33

Admission Batch : 2015-18

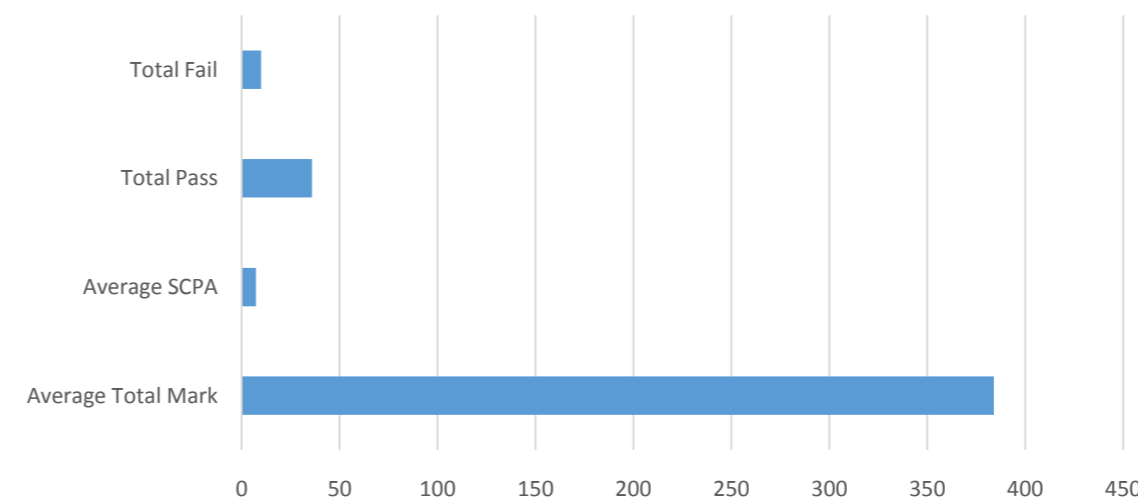
Course & Programme outcome of B.Com F & T, Academic Year 2015-16, Semester - I

Program me	Course Code	Course	Academ ic Year	Se mes ter	Average ESA (80)	Average ISA (20)	Average Total (100)	S	A+	A	B+	B	C	D	E	Fail	Abse nt	Total Coun t of Grad es	Averag e Total Mark	Aver age SCP A	Total Pass	Total Fail	Total Studen ts Count
B.Com F&	EN01AA901	English - Communication Skill	2015-16	I	35.50	15.30	50.80	-	-	-	-	2	9	17	9	9	-	46	384	7.43	36	10	46
B.Com F&T		Hindi/Malayalam	2015-16	I	63.76	16.15	79.91	-	7	20	-	12	6	1	-	-	-	46					
B.Com F&	CM01BAA02	Modern Banking	2015-16	I	46.59	14.83	61.41	-	1	5	-	10	11	9	4	6	-	46					
B.Com F&	CM01CR001	Business Statistics	2015-16	I	49.59	15.02	64.61	-	2	8	-	10	7	12	3	4	-	46					
B.Com F&	CM01CR002	Business Regulatory Framework	2015-16	I	48.63	15.00	63.63	-	-	8	-	6	15	10	5	2	-	46					
B.Com F&	CM01BA901	Common Core 1 Perspectives	2015-16	I	47.80	15.83	63.63	-	-	4	-	13	14	9	5	1	-	46					

Course Outcome of B.Com F & T, Academic Year 2015-16, Semester - I



Programme Outcome of B.Com F & T, Academic Year 2015-16, Semester - I

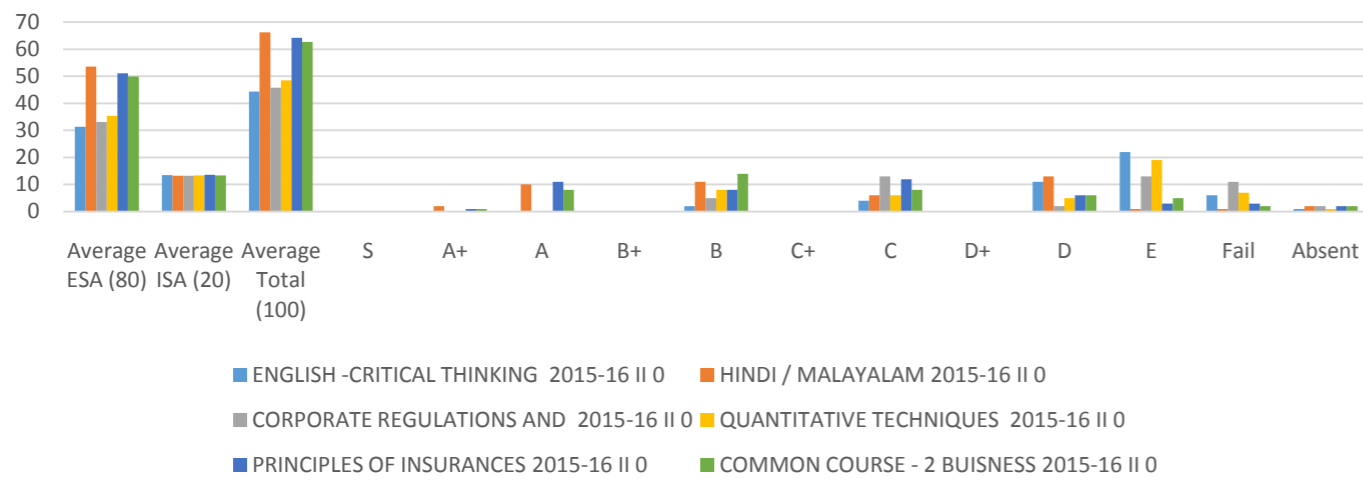


Overall Pass %
78.26

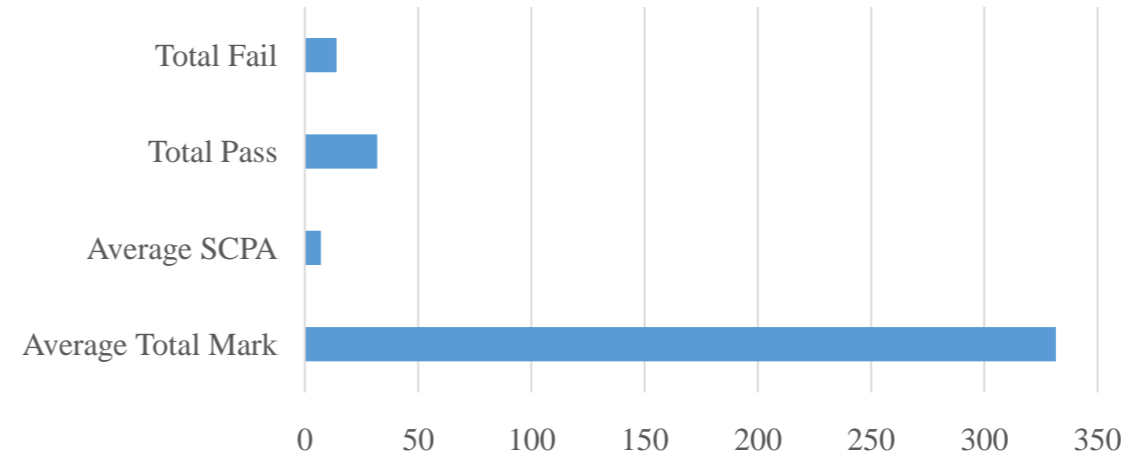
Course & Programme outcome of B.Com Finance & Taxation, Academic Year 2015-16, Semester - II

Program me	Course Code	Course	Academ ic Year	Se mes ter	Average ESA (80)	Average ISA (20)	Average Total (100)	S	A+	A	B+	B	C	D	E	Fail	Abse nt	Total Coun t of Grad es	Averag e Total Mark	Aver age SCP A	Total Pass	Total Fail	Total Studen ts Count
B.Com F&	EN02AA901	ENGLISH -CRITICAL THINKING	2015-16	II	31.30	13.43	44.37	-	-	-	-	2	4	11	22	6	1	46	331.67	7.03	32	14	46
B.Com F&T		HINDI / MALAYALAM	2015-16	II	53.61	13.26	66.24	-	2	10	-	11	6	13	1	1	2	46					
B.Com F&	CM02BAA03	CORPORATE REGULATIONS AND	2015-16	II	33.07	13.20	45.76	-	-	-	-	5	13	2	13	11	2	46					
B.Com F&	CM02CR001	QUANTITATIVE TECHNIQUES	2015-16	II	35.41	13.33	48.48	-	-	-	-	8	6	5	19	7	1	46					
B.Com F&	CM02CR002	PRINCIPLES OF INSURANCES	2015-16	II	51.07	13.63	64.17	-	1	11	-	8	12	6	3	3	2	46					
B.Com F&	CM02BA901	COMMON COURSE - 2 BUISNESS	2015-16	II	49.87	13.39	62.65	-	1	8	-	14	8	6	5	2	2	46					

Course Outcome of B.Com F&T, Academic Year 2015-16, Semester - II



Programme Outcome of B.Com F&T, Academic Year 2015-16, Semester - II

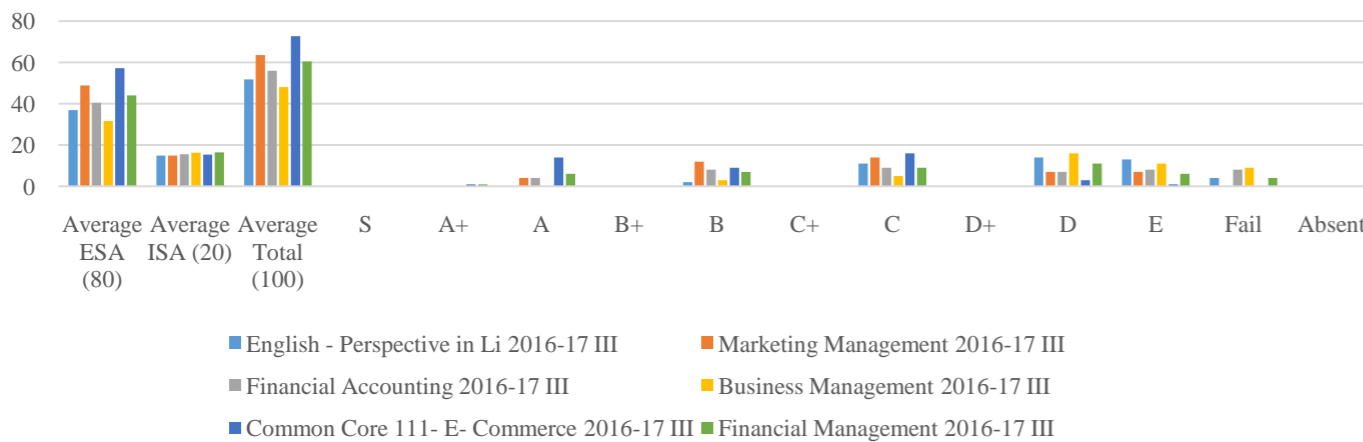


Overall Pass %
69.57

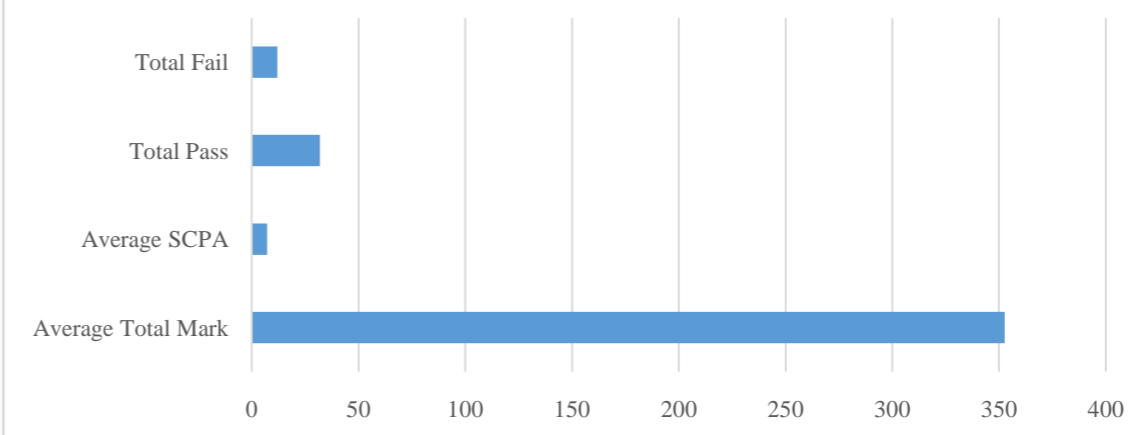
Course & Programme outcome of B.Com Finance & Taxation, Academic Year 2016-17, Semester - III

Program me	Course Code	Course	Academ ic Year	Se mes ter	Average ESA (80)	Average ISA (20)	Average Total (100)	S	A+	A	B+	B	C	D	E	Fail	Abse nt	Total Coun t of Grad es	Averag e Total Mark	Aver age SCP A	Total Pass	Total Fail	Total Studen ts Count
B.Com F&	EN03AA902	English - Perspective in Li	2016-17	III	36.89	14.95	51.84	-	-	-	-	2	11	14	13	4	-	44	352.57	7.17	32	12	44
B.Com F&	CM03BAA01	Marketing Management	2016-17	III	48.80	14.84	63.64	-	-	4	-	12	14	7	7	-	-	44					
B.Com F&	CM03BAA02	Financial Accounting	2016-17	III	40.50	15.50	56.00	-	-	4	-	8	9	7	8	8	-	44					
B.Com F&	CM03BAA04	Business Management	2016-17	III	31.70	16.30	48.00	-	-	-	-	3	5	16	11	9	-	44					
B.Com F&	CM03BAA03	Common Core 111- E- Commerce	2016-17	III	57.27	15.41	72.68	-	1	14	-	9	16	3	1	-	-	44					
B.Com F&	CMO3BBA01	Financial Management	2016-17	III	44.00	16.41	60.41	-	1	6	-	7	9	11	6	4	-	44					

Course Outcome of B.Com F&T, Academic Year 2016-17, Semester - III



Programme Outcome of B.Com F&T, Academic Year 2016-17, Semester - III

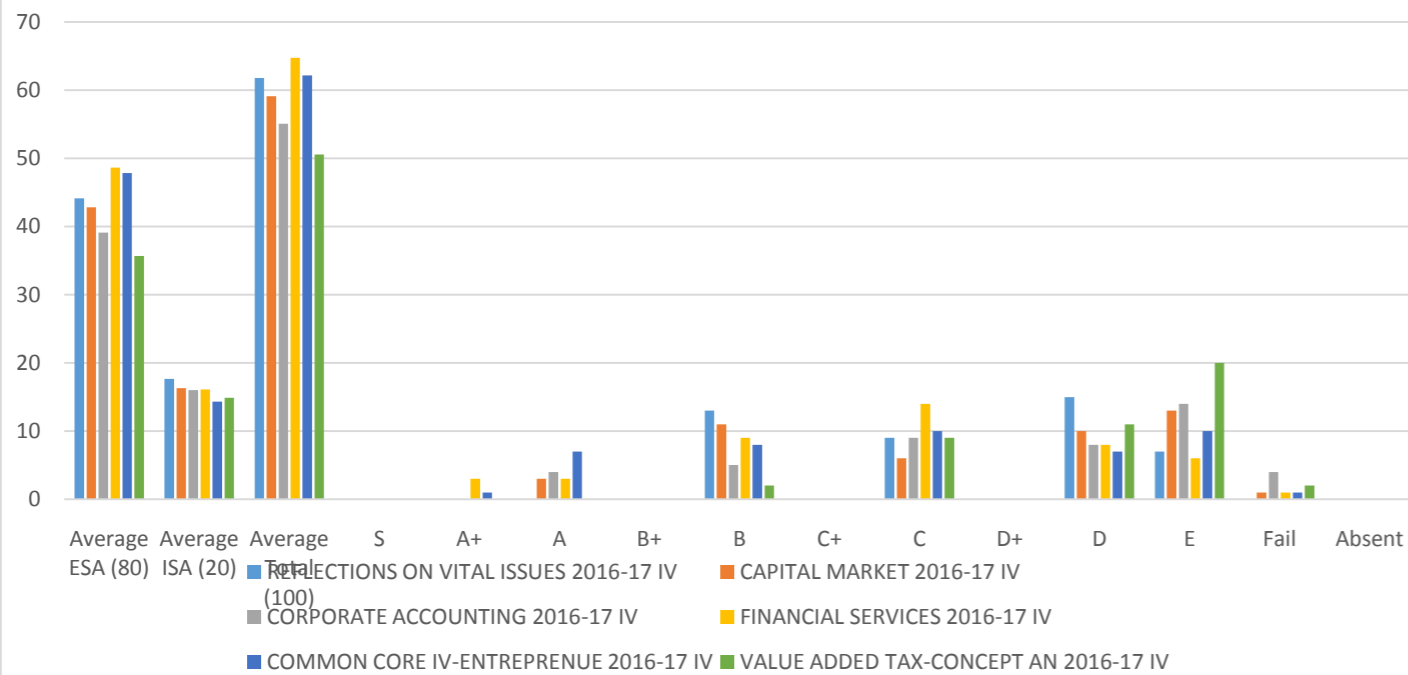


Overall Pass %
72.73

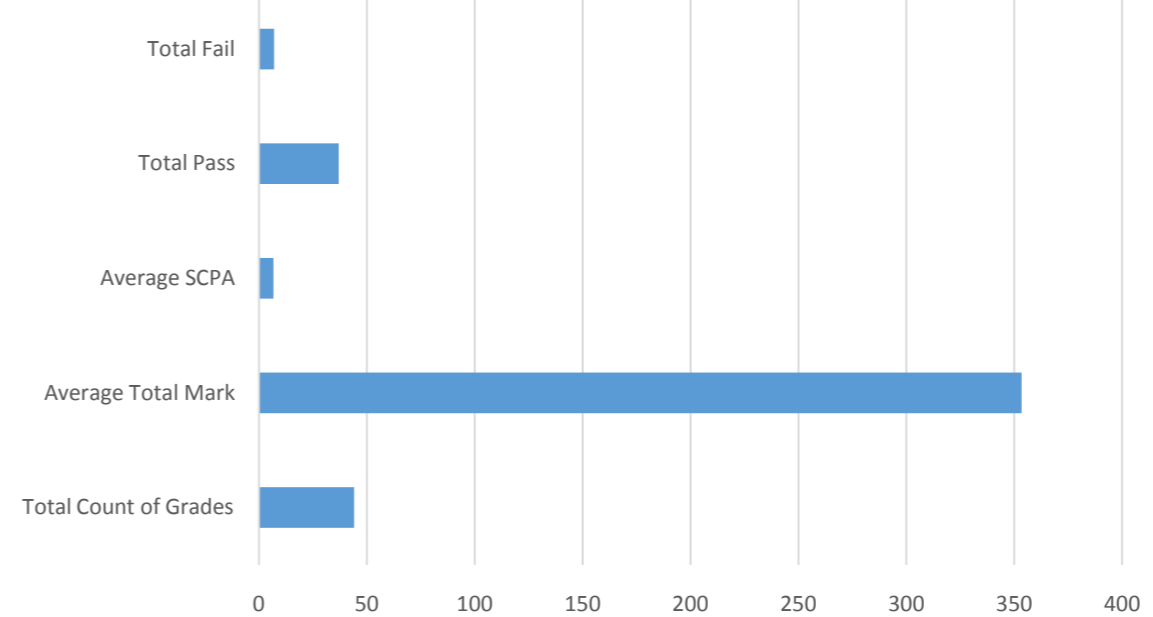
Course & Programme outcome of B.Com Finance & Taxation, Academic Year 2016-17, Semester - IV

Program me	Course Code	Course	Academ ic Year	Se mes ter	Average ESA (80)	Average ISA (20)	Average Total (100)	S	A+	A	B+	B	C	D	E	Fail	Abse nt	Total Coun t of Grad es	Averag e Total Mark	Aver age SCP A	Total Pass	Total Fail	Total Studen ts Count
B.Com F&	EN04AA902	REFLECTIONS ON VITAL ISSUES	2016-17	IV	44.14	17.66	61.80	-	-	-	-	13	9	15	7	-	-	44	353.45	6.72	37	7	44
B.Com F&	CM04BAA01	CAPITAL MARKET	2016-17	IV	42.80	16.30	59.09	-	-	3	-	11	6	10	13	1	-	44					
B.Com F&	CM04BAA02	CORPORATE ACCOUNTING	2016-17	IV	39.09	16.00	55.09	-	-	4	-	5	9	8	14	4	-	44					
B.Com F&	CM04BAA03	FINANCIAL SERVICES	2016-17	IV	48.64	16.11	64.75	-	3	3	-	9	14	8	6	1	-	44					
B.Com F&	CM04BA901	COMMON CORE IV-ENTREPRENUE	2016-17	IV	47.84	14.32	62.16	-	1	7	-	8	10	7	10	1	-	44					
B.Com F&	CM04BBA01	VALUE ADDED TAX-CONCEPT AN	2016-17	IV	35.68	14.89	50.57	-	-	-	-	2	9	11	20	2	-	44					

Course outcome of B.Com Finance and Taxation, Academic Year 2016-17, Semester - IV



Programme outcome of B.Com Finance and Taxation, Academic Year 2014-15, Semester - IV



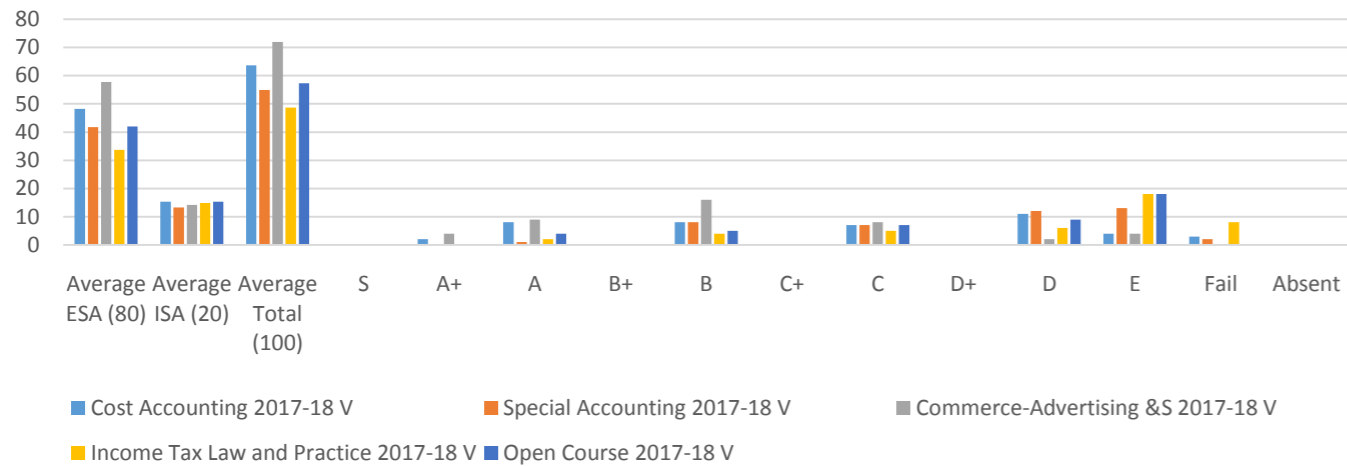
Overall Pass %

84.09

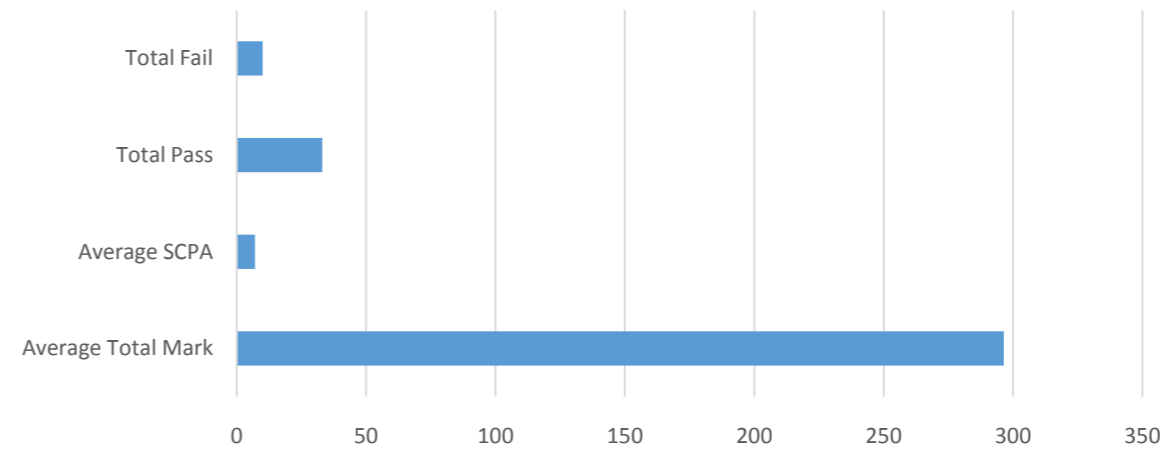
Course & Programme outcome of B.Com Finance & Taxation, Academic Year 2017-18, Semester - V

Program me	Course Code	Course	Academ ic Year	Se mes ter	Average ESA (80)	Average ISA (20)	Average Total (100)	S	A+	A	B+	B	C	D	E	Fail	Abse nt	Total Coun t of Grad es	Averag e Total Mark	Aver age SCP A	Total Pass	Total Fail	Total Studen ts Count
B.Com F&	CM05BAA01	Cost Accounting	2017-18	V	48.28	15.33	63.60	-	2	8	-	8	7	11	4	3	-	43	296.47	7.04	33	10	43
B.Com F&	CM05CR001	Special Accounting	2017-18	V	41.72	13.26	54.98	-	-	1	-	8	7	12	13	2	-	43					
B.Com F&	CM05CAA01	Commerce-Advertising &S	2017-18	V	57.79	14.16	71.95	-	4	9	-	16	8	2	4	-	-	43					
B.Com F&	CM05BBA01	Income Tax Law and Practice	2017-18	V	33.74	14.91	48.65	-	-	2	-	4	5	6	18	8	-	43					
B.Com F&T		Open Course	2017-18	V	41.93	15.35	57.28	-	-	4	-	5	7	9	18	-	-	43					

Course outcome of B.Com Finance & Taxation, Academic Year 2017-18, Semester - V



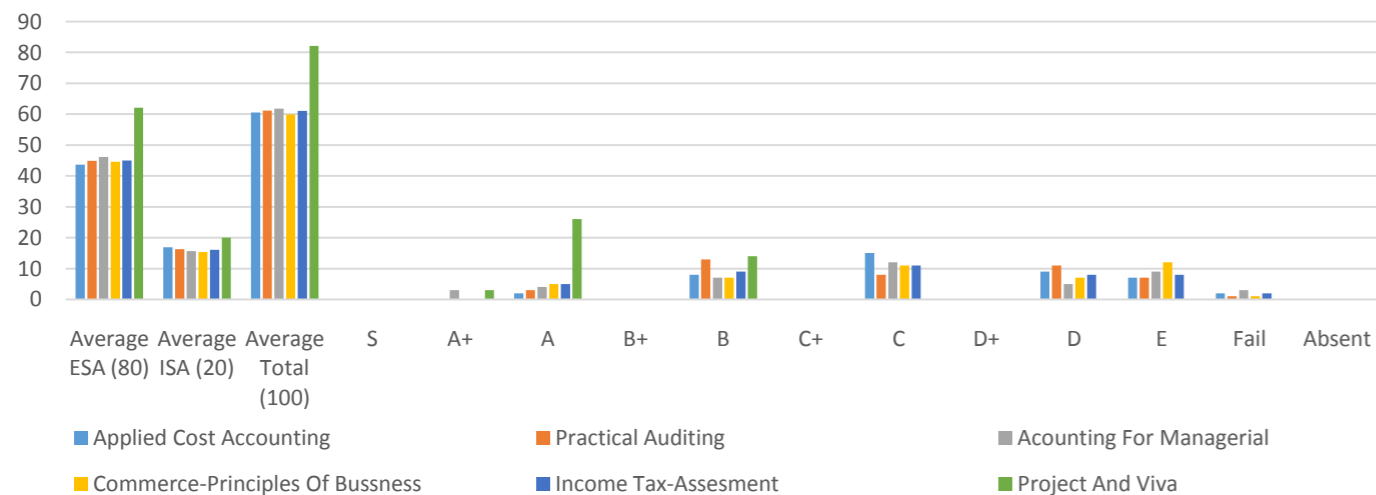
Programme outcome of B.Com Finance & Taxation, Academic Year 2017-18, Semester - V



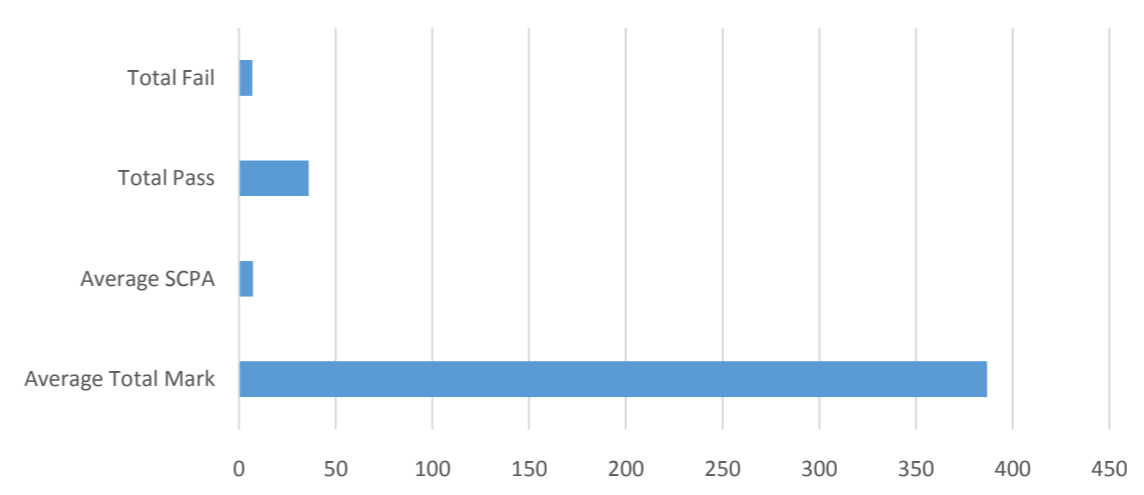
Course & Programme outcome of B.Com Finance & Taxation, Academic Year 2017-18, Semester - VI

Program me	Course Code	Course	Academ ic Year	Se mes ter	Average ESA (80)	Average ISA (20)	Average Total (100)	S	A+	A	B+	B	C	D	E	Fail	Abse nt	Total Count of Grad es	Averag e Total Mark	Aver age SCP A	Total Pass	Total Fail	Total Studen ts Count
B.Com F&	CM06BAA01	Applied Cost Accounting	2017-18	VI	43.67	16.88	60.56	-	-	2	-	8	15	9	7	2	-	43	386.74	7.22	36	7	43
B.Com F&	CM06BAA02	Practical Auditing	2017-18	VI	44.88	16.30	61.19	-	-	3	-	13	8	11	7	1	-	43					
B.Com F&	CM06BAA03	Accounting For Managerial	2017-18	VI	46.14	15.67	61.81	-	3	4	-	7	12	5	9	3	-	43					
B.Com F&	CM06CR001	Commerce-Principles Of Bussness	2017-18	VI	44.63	15.33	59.95	-	-	5	-	7	11	7	12	1	-	43					
B.Com F&	CM06BBA01	Income Tax-Assesment	2017-18	VI	45.00	16.12	61.12	-	-	5	-	9	11	8	8	2	-	43					
B.Com F&	CM06BFA01	Project And Viva	2017-18	VI	62.12	20.00	82.12	-	3	26	-	14	-	-	-	-	-	43					

Course Outcome of B.Com Finance and Taxation, Academic Year 2017-18, Semester - VI



Programme Outcome of B.Com Finance and Taxation, Academic Year 2017-18, Semester - VI



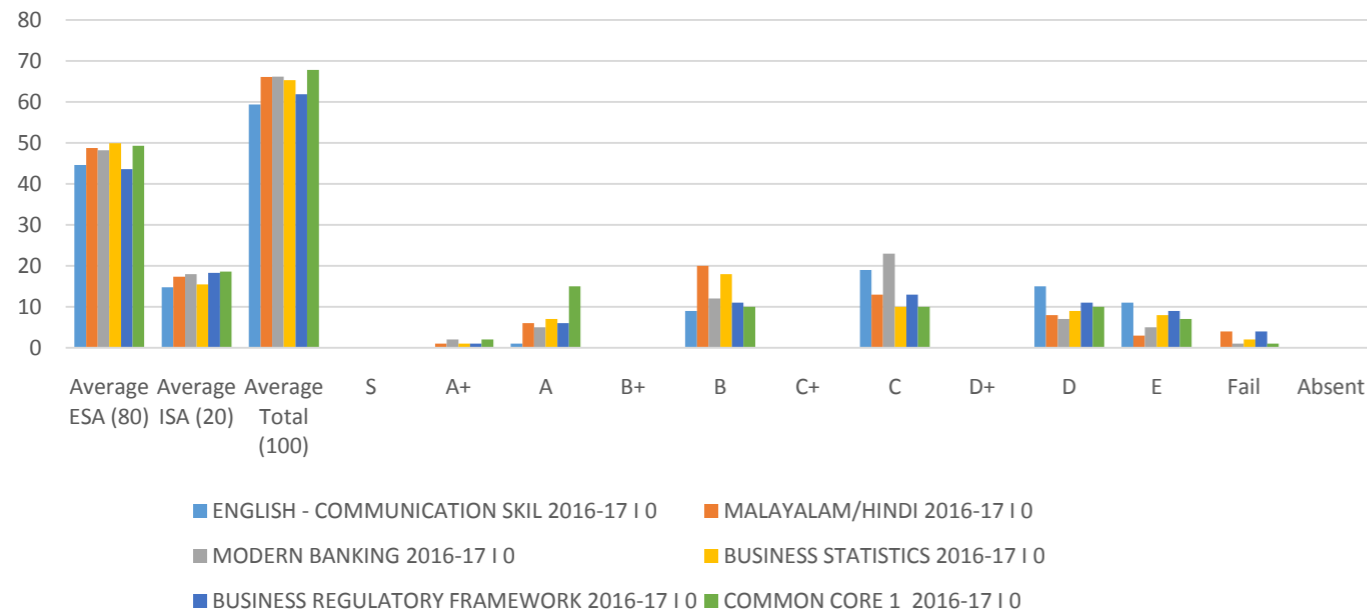
**Overall Pass %
83.72**

Admission Batch : 2016-19

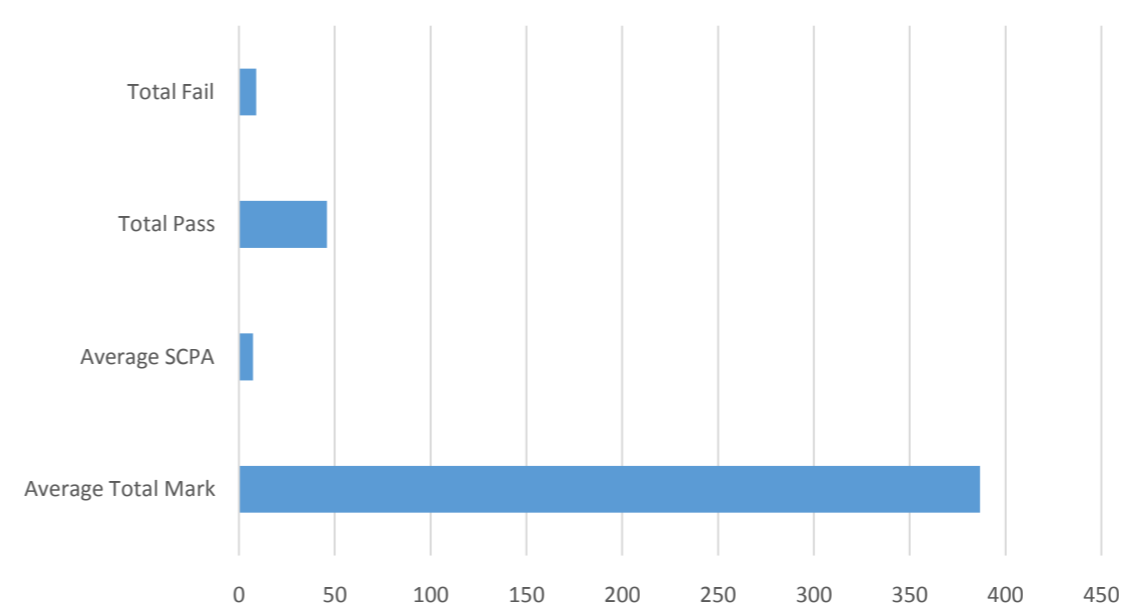
Course & Programme outcome of B.Com F & T, Academic Year 2016-17, Semester - I

Programme	Course Code	Course	Academic Year	Semester	Average ESA (80)	Average ISA (20)	Average Total (100)	S	A+	A	B+	B	C	D	E	Fail	Abse nt	Total Count of Grad es	Averag e Total Mark	Aver age SCP A	Total Pass	Total Fail	Total Studen ts Count
B.Com F&T	EN01AA901	ENGLISH - COMMUNICATION SKIL	2016-17	I	44.62	14.78	59.40	-	-	1	-	9	19	15	11	-	-	55	386.75	7.29	46	9	55
B.Com F&T		MALAYALAM/HINDI	2016-17	I	48.75	17.35	66.09	-	1	6	-	20	13	8	3	4	-	55					
B.Com F&T	CM01BAA02	MODERN BANKING	2016-17	I	48.18	18.00	66.18	-	2	5	-	12	23	7	5	1	-	55					
B.Com F&T	CM01CR001	BUSINESS STATISTICS	2016-17	I	49.91	15.44	65.35	-	1	7	-	18	10	9	8	2	-	55					
B.Com F&T	CM01CR002	BUSINESS REGULATORY FRAMEWORK	2016-17	I	43.58	18.31	61.89	-	1	6	-	11	13	11	9	4	-	55					
B.Com F&T	CM01BA901	COMMON CORE 1	2016-17	I	49.27	18.56	67.84	-	2	15	-	10	10	10	7	1	-	55					

Course outcome of B.Com F & T, Academic Year 2016-17, Semester - I



Programme outcome of B.Com F & T, Academic Year 2016-17, Semester - I



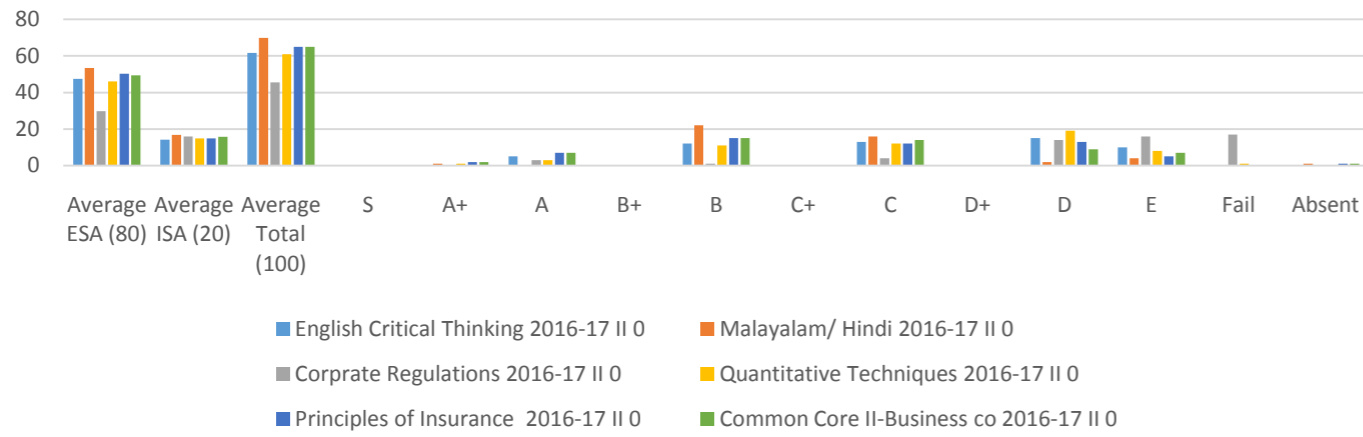
Course & Programme outcome of B.Com F&T Academic Year 2016-17, Semester - II

Programme	Course Code	Course	Academic Year	Semester	Average ESA (80)	Average ISA (20)	Average Total (100)	S	A+	A	B+	B	C	D	E	Fail	Abse nt	Total Count of Grad es	Averag e Total Mark	Aver age SCP A	Total Pass	Total Fail	Total Studen ts Count
B.Com F&T	EN02AA901	English Critical Thinking	2016-17	II	47.45	14.25	61.64	-	-	5	-	12	13	15	10	-	-	55	368	7.25	38	17	55
B.Com F&T		Malayalam/ Hindi	2016-17	II	53.42	16.78	69.91	-	1	-	-	22	16	2	4	-	1	55					
B.Com F&T	CM02BAA04	Corprate Regulations	2016-17	II	29.75	15.85	45.60	-	-	3	-	1	4	14	16	17	-	55					
B.Com F&T	CM02CR001	Quantitative Techniques	2016-17	II	46.04	14.93	60.96	-	1	3	-	11	12	19	8	1	-	55					
B.Com F&T	CM02CR002	Principles of Insurance	2016-17	II	50.31	14.85	64.96	-	2	7	-	15	12	13	5	-	1	55					
B.Com F&T	CM02BA901	Common Core II-Business co	2016-17	II	49.33	15.82	64.91	-	2	7	-	15	14	9	7	-	1	55					

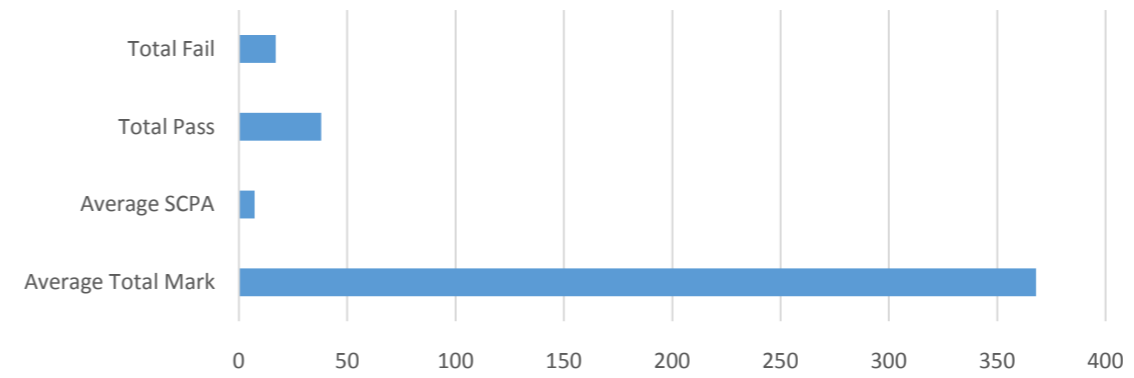
Course outcome of B.Com F&T Academic Year 2016-17, Semester - II

Programme outcome of B.Com F&T Academic Year

Course outcome of B.COM F&T Academic Year 2016-17, Semester - II



Programme outcome of B.COM F&T Academic Year 2016-17, Semester - II

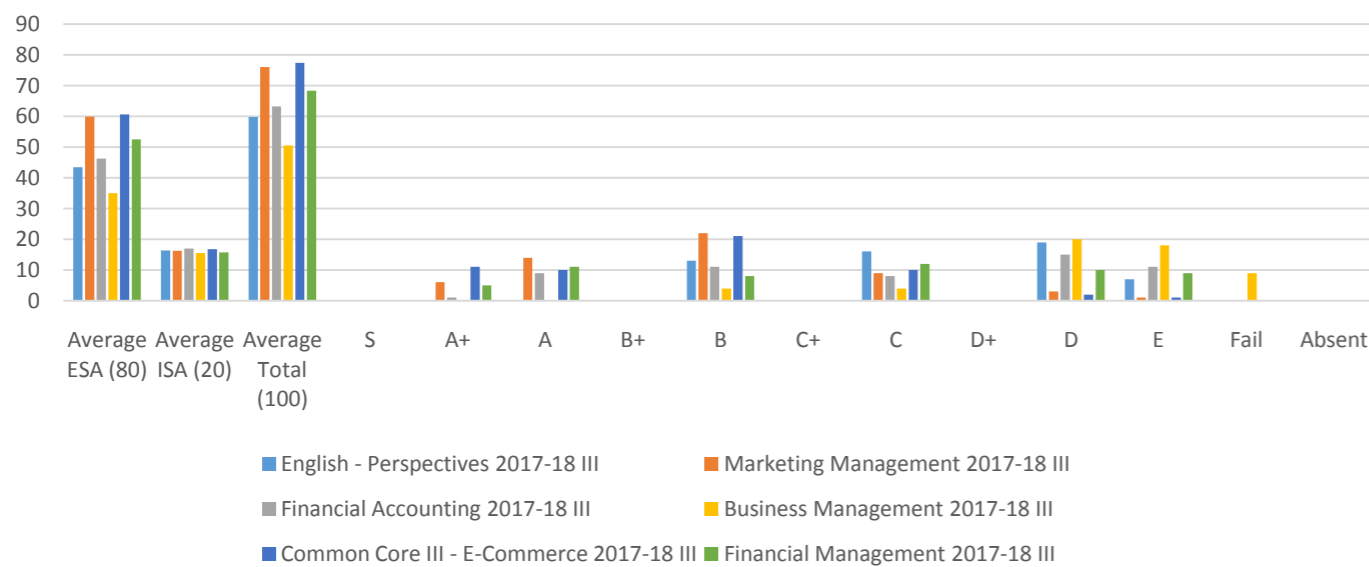


Overall Pass %
69.09

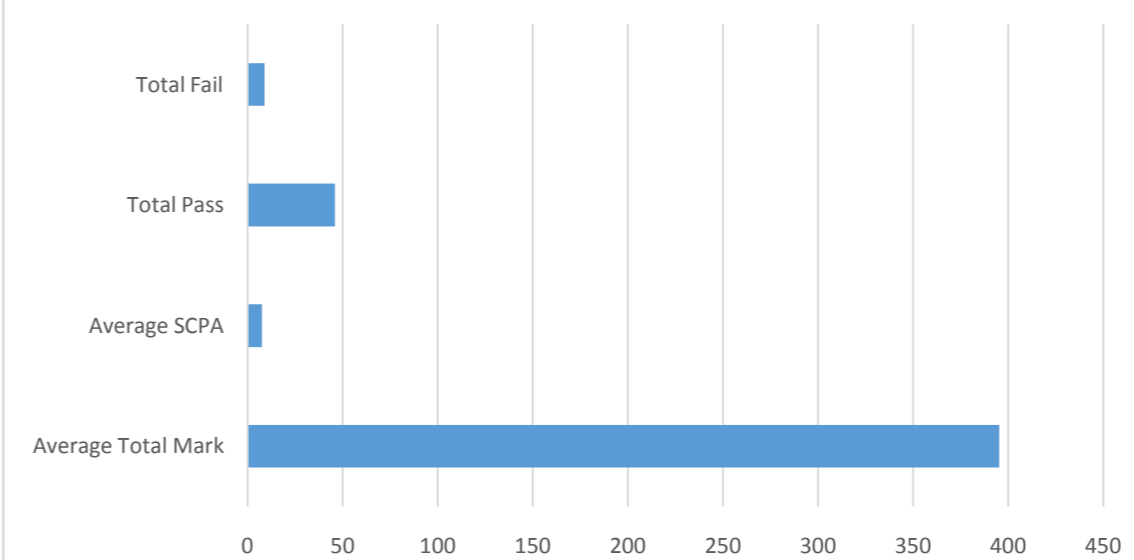
Course & Programme outcome of B.Com Finance & Taxation, Academic Year 2017-18, Semester - III

Program me	Course Code	Course	Academ ic Year	Se mes ter	Average ESA (80)	Average ISA (20)	Average Total (100)	S	A+	A	B+	B	C	D	E	Fail	Abse nt	Total Count of Grad es	Averag e Total Mark	Aver age SCP A	Total Pass	Total Fail	Total Studen ts Count
B.COM F&T	EN03AA902	English - Perspectives	2017-18	III	43.44	16.38	59.82	-	-	-	-	13	16	19	7	-	-	55	395.27	7.51	46	9	55
B.COM F&T	CM03BAA01	Marketing Management	2017-18	III	59.85	16.20	76.05	-	6	14	-	22	9	3	1	-	-	55					
B.COM F&T	CM03BAA02	Financial Accounting	2017-18	III	46.27	16.95	63.22	-	1	9	-	11	8	15	11	-	-	55					
B.COM F&T	CM03BAA04	Business Management	2017-18	III	34.98	15.51	50.49	-	-	-	-	4	4	20	18	9	-	55					
B.COM F&T	CM03BAA003	Common Core III - E-Commerce	2017-18	III	60.58	16.82	77.40	-	11	10	-	21	10	2	1	-	-	55					
B.COM F&T	CM02BA901	Financial Management	2017-18	III	52.55	15.75	68.29	-	5	11	-	8	12	10	9	-	-	55					

Course Outcome of B.Com F&T, Academic Year 2017-18, Semester - III



Programme Outcome of B.Com F&T, Academic Year 2017-18, Semester - III

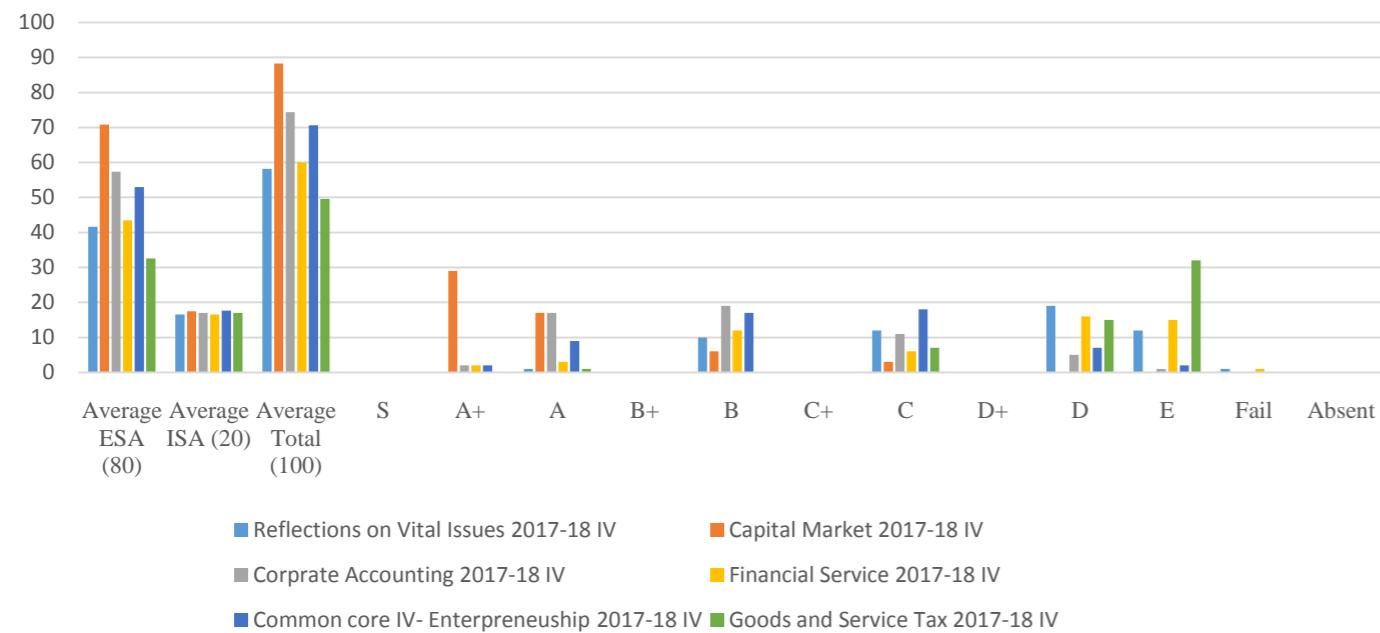


Overall Pass %
83.64

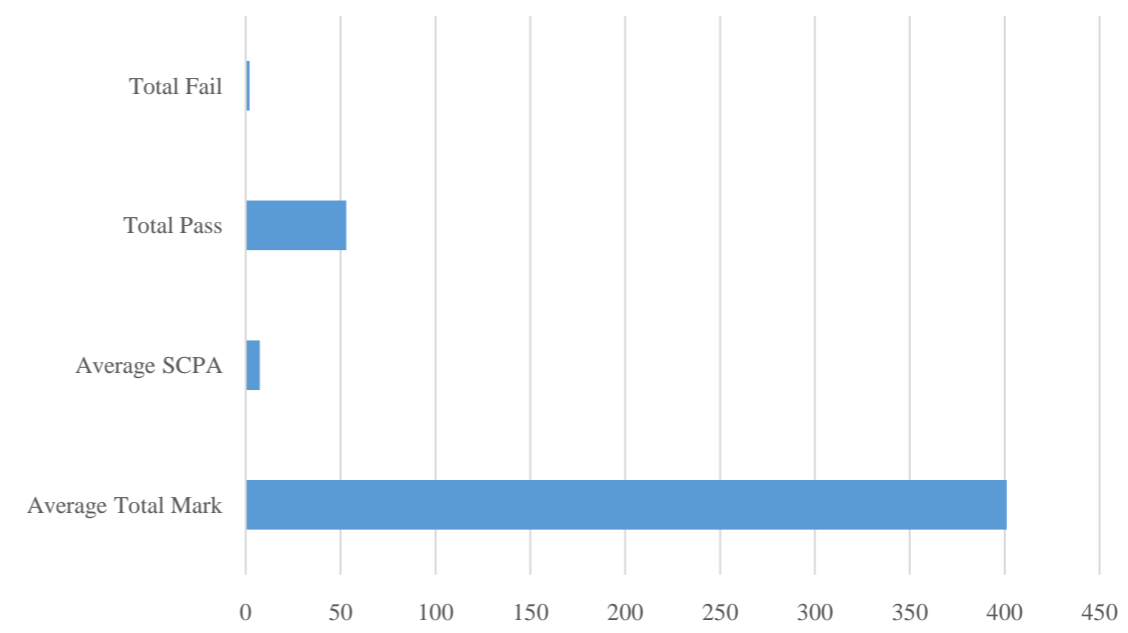
Course & Programme outcome of B.Com Finance & Taxation, Academic Year 2017-18, Semester - IV

Program me	Course Code	Course	Academ ic Year	Se mes ter	Average ESA (80)	Average ISA (20)	Average Total (100)	S	A+	A	B+	B	C	D	E	Fail	Abse nt	Total Coun t of Grad es	Averag e Total Mark	Aver age SCP A	Total Pass	Total Fail	Total Studen ts Count
B.Com F&	EN04AA902	Reflections on Vital Issues	2017-18	IV	41.62	16.56	58.18	-	-	1	-	10	12	19	12	1	-	55	401.11	7.47	53	2	55
B.Com F&	CM04BAA01	Capital Market	2017-18	IV	70.82	17.47	88.29	-	29	17	-	6	3	-	-	-	-	55					
B.Com F&	CM04BAA02	Corprate Accounting	2017-18	IV	57.35	17.04	74.38	-	2	17	-	19	11	5	1	-	-	55					
B.Com F&	CM04BAA03	Financial Service	2017-18	IV	43.44	16.55	59.98	-	2	3	-	12	6	16	15	1	-	55					
B.Com F&	CM04BA901	Common core IV- Enterpreneuship	2017-18	IV	52.96	17.69	70.65	-	2	9	-	17	18	7	2	-	-	55					
B.Com F&	CM04BBA09	Goods and Service Tax	2017-18	IV	32.60	17.02	49.62	-	-	1	-	-	7	15	32	-	-	55					

Course Outcome of B.Com F&T, Academic Year 2017-18, Semester - IV



Programme Outcome of B.Com F&T, Academic Year 2017-18, Semester - IV



Overall Pass %

96.36

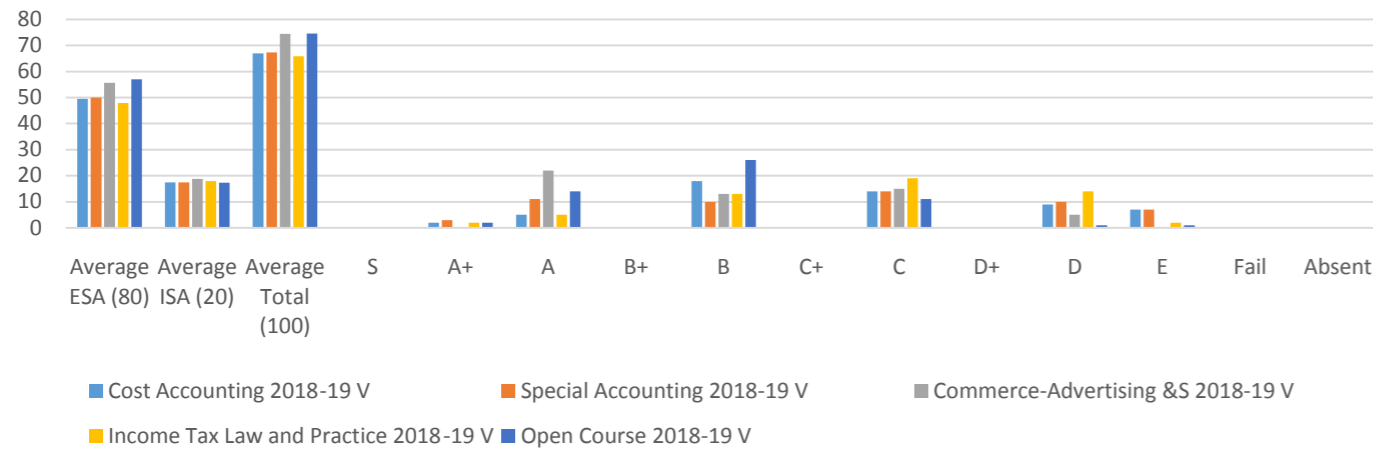
Course & Programme outcome of B.Com Finance & Taxation, Academic Year 2018-19, Semester - V

Program me	Course Code	Course	Academ ic Year	Se mes ter	Average ESA (80)	Average ISA (20)	Average Total (100)	S	A+	A	B+	B	C	D	E	Fail	Abse nt	Total Coun t of Grad es	Averag e Total Mark	Aver age SCP A	Total Pass	Total Fail	Total Studen ts Count
B.Com F&	CM05BAA01	Cost Accounting	2018-19	V	49.47	17.51	66.98	-	2	5	-	18	14	9	7	-	-	55	349.24	7.537	55	0	55
B.Com F&	CM05CR001	Special Accounting	2018-19	V	50.00	17.42	67.36	-	3	11	-	10	14	10	7	-	-	55					
B.Com F&	CM05CAA01	Commerce-Advertising &S	2018-19	V	55.64	18.85	74.49	-	-	22	-	13	15	5	-	-	-	55					
B.Com F&	CM05BBA01	Income Tax Law and Practice	2018-19	V	47.95	17.89	65.84	-	2	5	-	13	19	14	2	-	-	55					
B.Com F&T		Open Course	2018-19	V	57.02	17.36	74.56	-	2	14	-	26	11	1	1	-	-	55					

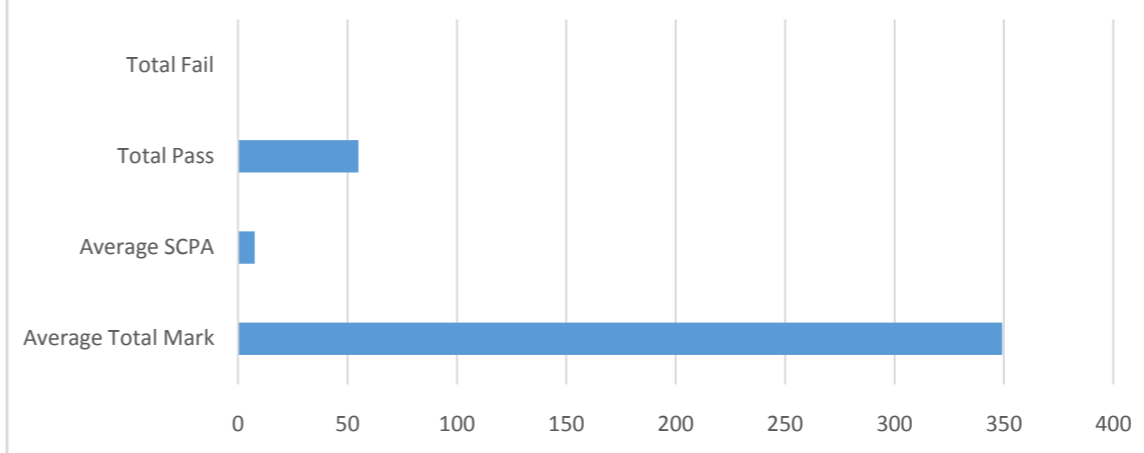
Course outcome of B.Com Finance & Taxation, Academic Year 2018-19

Programme outcome of B.Com Finance & Taxation, Academic Year 2018-19

Course outcome of B.Com Finance & Taxation, Academic Year 2018-19, Semester - V



Programme outcome of B.Com Finance & Taxation, Academic Year 2018-19, Semester - V

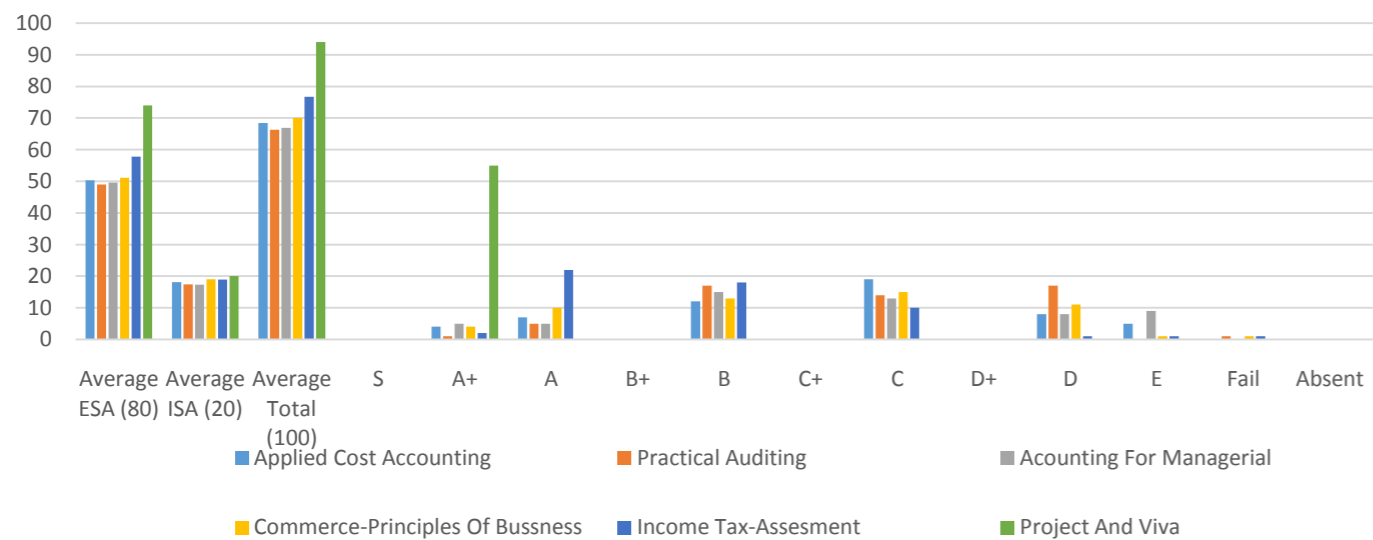


Overall Pass %
100.00

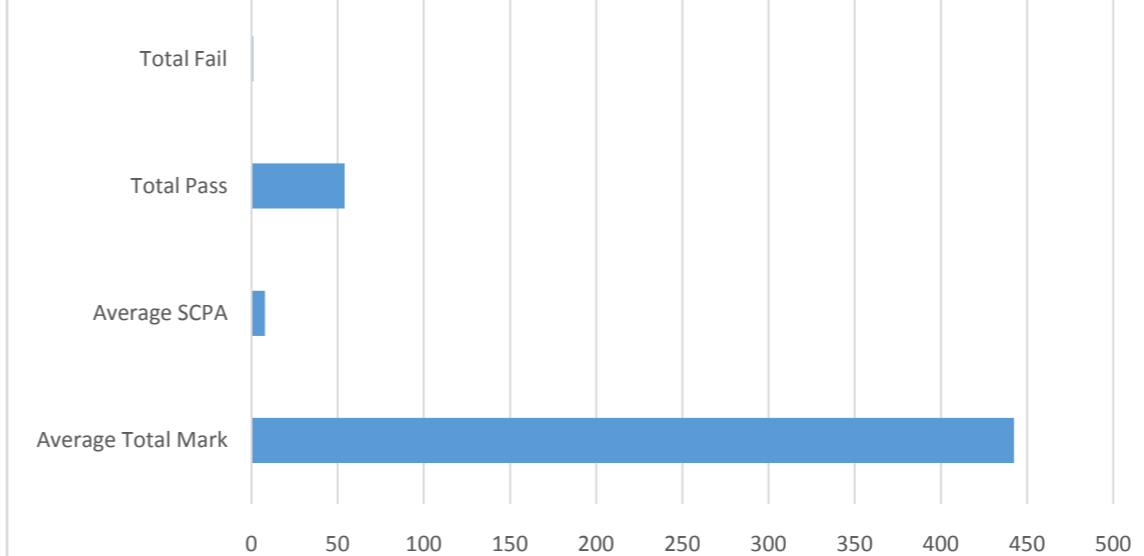
Course & Programme outcome of B.Com Finance and Taxation, Academic Year 2018-19, Semester - VI

Program me	Course Code	Course	Academ ic Year	Se mes ter	Average ESA (80)	Average ISA (20)	Average Total (100)	S	A+	A	B+	B	C	D	E	Fail	Abse nt	Total Count of Grad es	Averag e Total Mark	Aver age SCP A	Total Pass	Total Fail	Total Studen ts Count
B.Com F&	CM06BAA01	Applied Cost Accounting	2018-19	VI	50.25	18.16	68.42	-	4	7	-	12	19	8	5	-	-	55	442.47	7.81	54	1	55
B.Com F&	CM06BAA02	Practical Auditing	2018-19	VI	48.95	17.38	66.33	-	1	5	-	17	14	17	-	1	-	55					
B.Com F&	CM06BAA03	Accounting For Managerial	2018-19	VI	49.58	17.29	66.87	-	5	5	-	15	13	8	9	-	-	55					
B.Com F&	CM06CR001	Commerce-Principles Of Bussness	2018-19	VI	51.07	18.98	70.05	-	4	10	-	13	15	11	1	1	-	55					
B.Com F&	CM06BBA01	Income Tax-Assesment	2018-19	VI	57.84	18.93	76.76	-	2	22	-	18	10	1	1	1	-	55					
B.Com F&	CM06BFA01	Project And Viva	2018-19	VI	74.04	20.00	94.04	-	55	-	-	-	-	-	-	-	-	55					

Course Outcome of B.Com Finance and Taxation, Academic Year 2018-19, Semester - VI



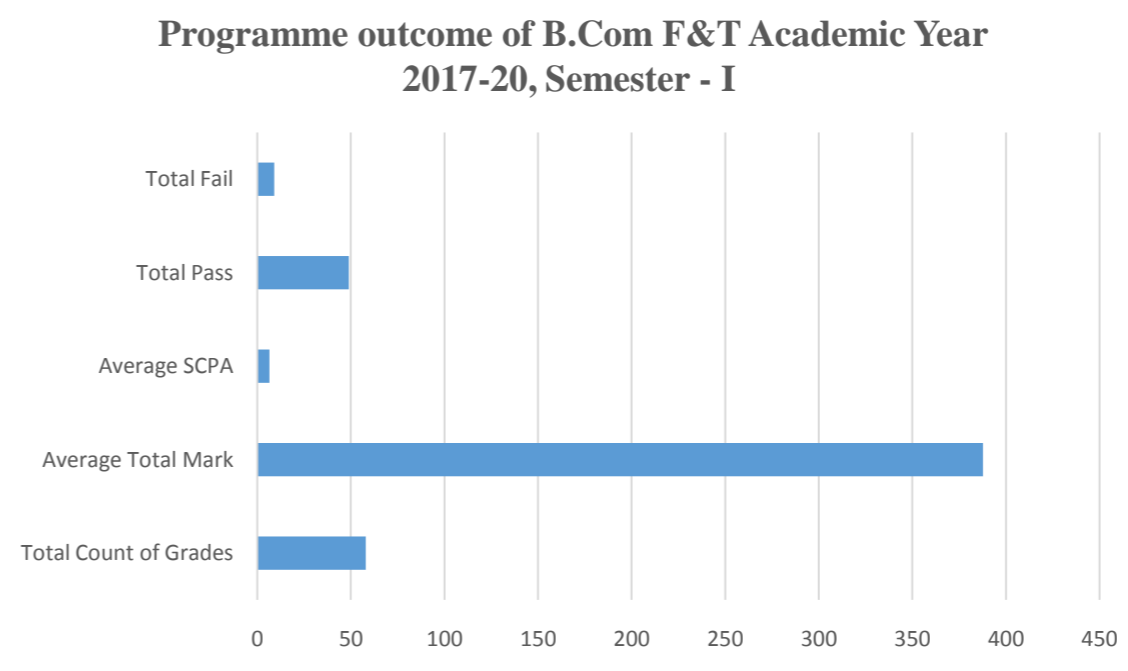
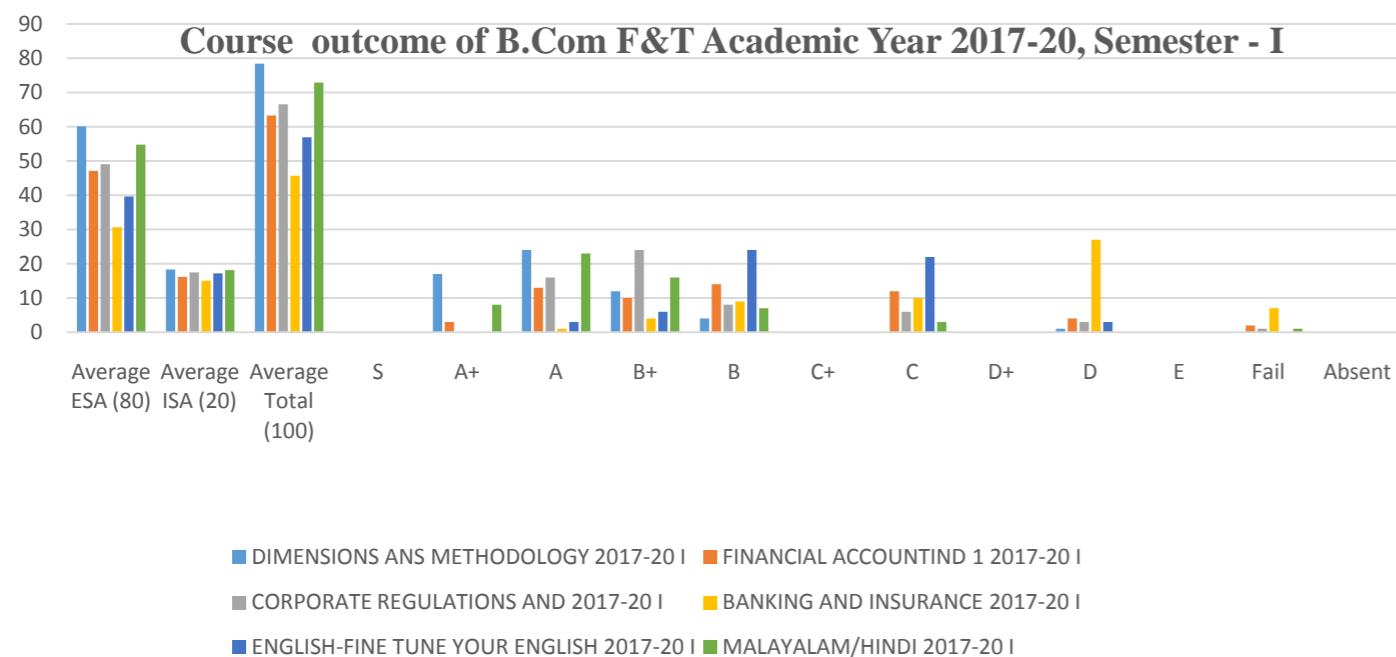
Programme Outcome of B.Com Finance and Taxation, Academic Year 2018-19, Semester - VI



Overall Pass %
98.18

Course & Programme outcome of B.Com F&T Academic Year 2017-20, Semester - I

Programme	Course Code	Course	Academic Year	Semester	Average ESA (80)	Average ISA (20)	Average Total (100)	S	A+	A	B+	B	C	D	E	Fail	Abse nt	Total Coun t of Grad es	Averag e Total Mark	Aver age SCP A	Total Pass	Total Fail	Total Studen ts Count
B.Com F&	CO1CRT01	DIMENSIONS ANS METHODOLOGY	2017-20	I	60.07	18.31	78.38	-	17	24	12	4	-	1	-	-	-	58	388	6.56	49	9	58
B.Com F&	CO1CRT02	FINANCIAL ACCOUNTIND 1	2017-20	I	47.10	16.19	63.29	-	3	13	10	14	12	4	-	2	-	58					
B.Com F&	CO1CRT03	CORPORATE REGULATIONS AND	2017-20	I	49.03	17.52	66.55	-	-	16	24	8	6	3	-	1	-	58					
B.Com F&	CO1CMT01	BANKING AND INSURANCE	2017-20	I	30.62	15.07	45.69	-	-	1	4	9	10	27	-	7	-	58					
B.Com F&	EN1CCT01	ENGLISH-FINE TUNE YOUR ENGLISH	2017-20	I	39.67	17.22	56.90	-	-	3	6	24	22	3	-	-	-	58					
B.Com F&T		MALAYALAM/HINDI	2017-20	I	54.76	18.14	72.90	-	8	23	16	7	3	-	-	1	-	58					



Overall Pass %
84.48

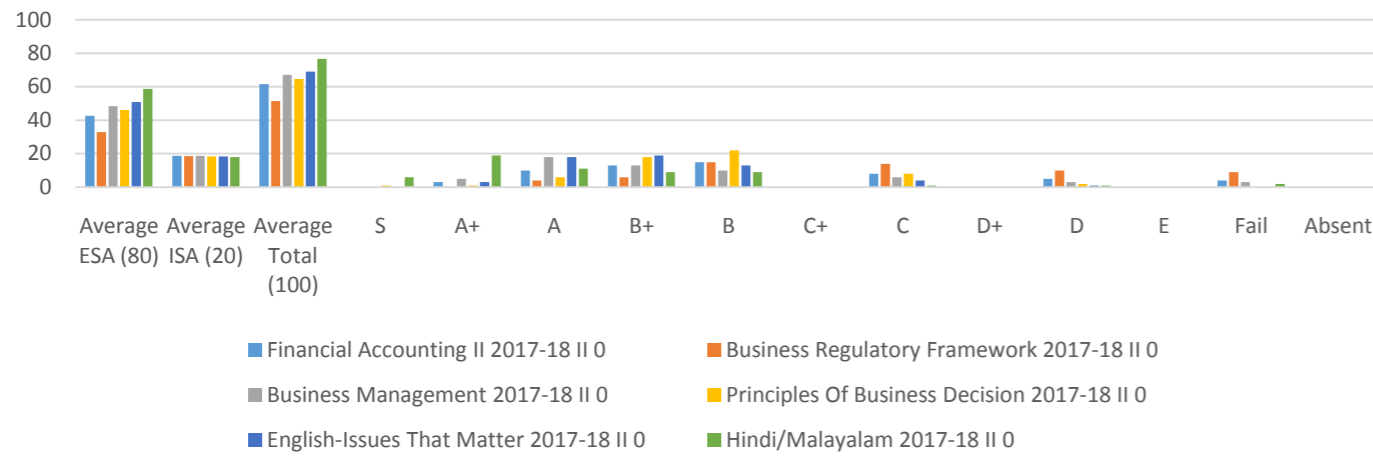
Course & Programme outcome of B.Com Finance and Taxation, Academic Year 2017-18, Semester - II

Programme	Course Code	Course	Academic Year	Semester	Average ESA (80)	Average ISA (20)	Average Total (100)	S	A+	A	B+	B	C	D	E	Fail	Abse nt	Total Coun t of Grad es	Averag e Total Mark	Aver age SCP A	Total Pass	Total Fail	Total Studen ts Count
B.Com F&	CO2CRT04	Financial Accounting II	2017-18	II	42.72	18.79	61.52	-	3	10	13	15	8	5	-	4	-	58	390.43	6.961	44	14	58
B.Com F&	CO2CRT05	Business Regulatory Framework	2017-18	II	32.90	18.53	51.43	-	-	4	6	15	14	10	-	9	-	58					
B.Com F&	CO2CRT06	Business Management	2017-18	II	48.41	18.67	67.09	-	5	18	13	10	6	3	-	3	-	58					
B.Com F&	CO2CMT02	Principles Of Business Decision	2017-18	II	46.17	18.45	64.62	1	1	6	18	22	8	2	-	-	-	58					
B.Com F&	EN2CCT03	English-Issues That Matter	2017-18	II	50.78	18.31	69.09	-	3	18	19	13	4	1	-	-	-	58					
		Hindi/Malayalam	2017-18	II	58.67	18.02	76.69	6	19	11	9	9	1	1	-	2	-	58					

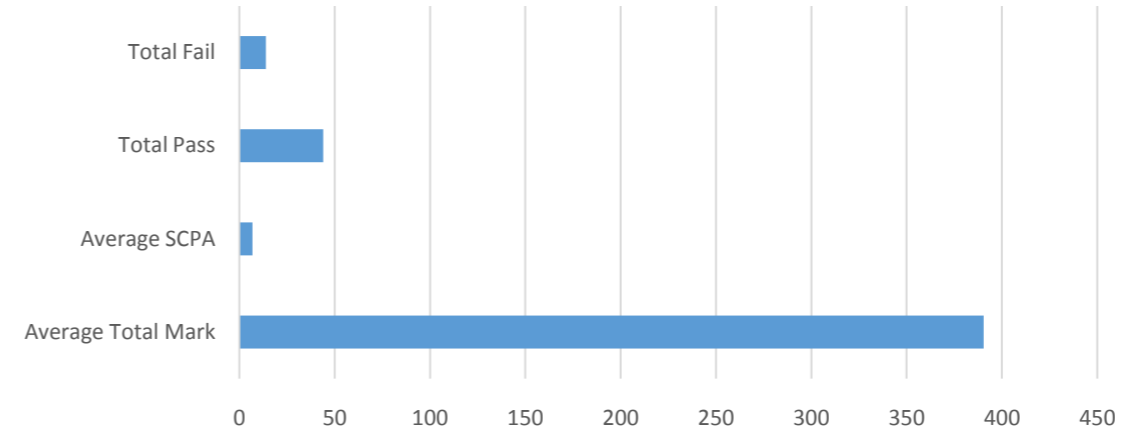
Course outcome of B.Com Finance and Taxation, Academic Year

Programme outcome of B.Com Finance and

2017-18, Semester - II



Taxation, Academic Year 2017-18, Semester - II

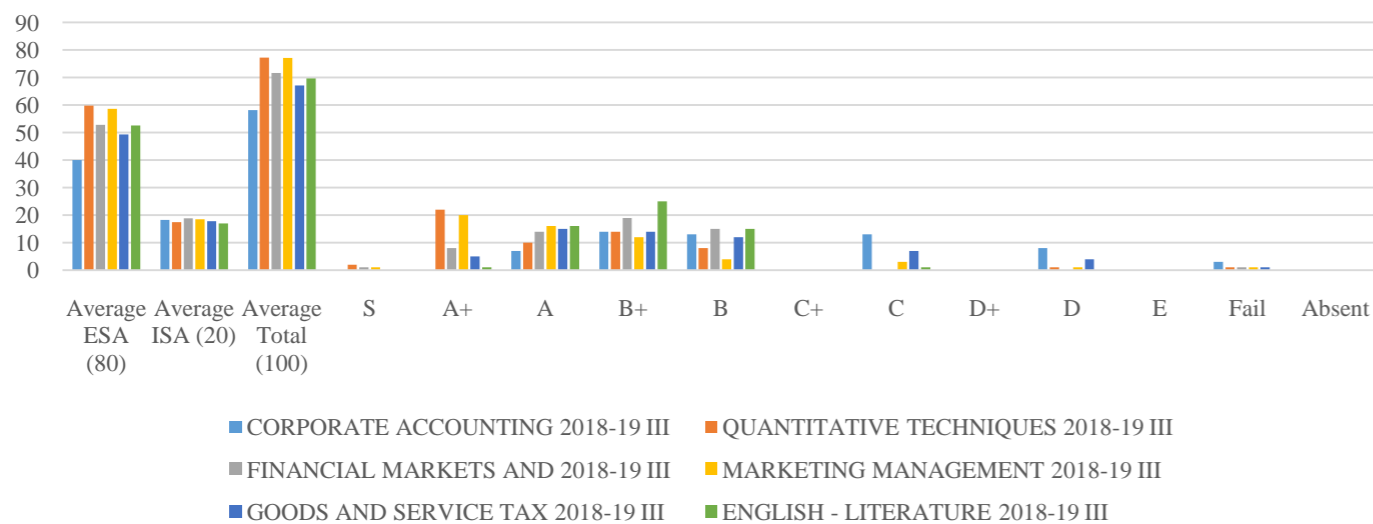


Overall Pass %
75.86

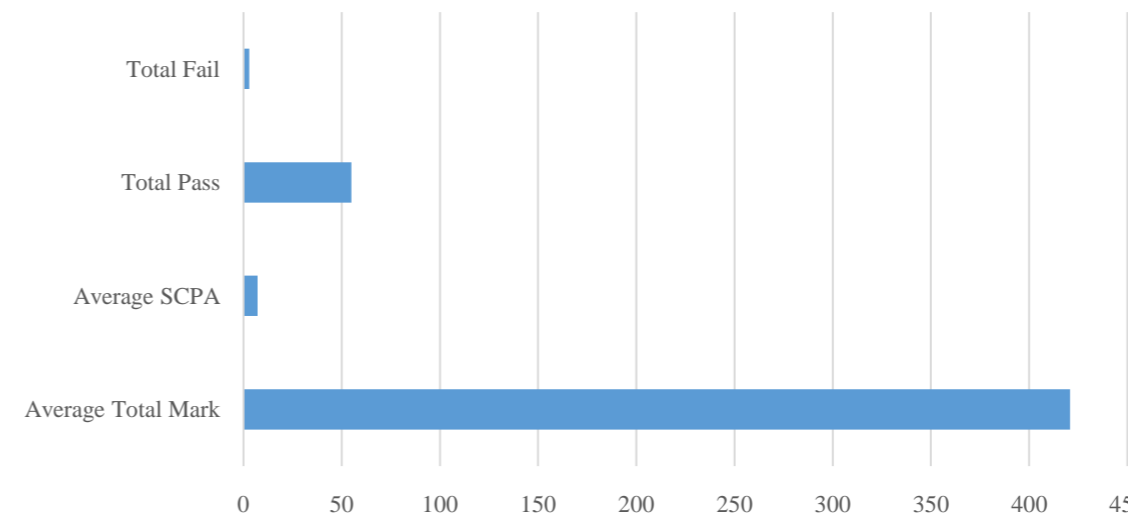
Course & Programme outcome of B.Com Finance & Taxation, Academic Year 2018-19, Semester - III

Program me	Course Code	Course	Academ ic Year	Se mes ter	Average ESA (80)	Average ISA (20)	Average Total (100)	S	A+	A	B+	B	C	D	E	Fail	Abse nt	Total Coun t of Grad es	Averag e Total Mark	Aver age SCP A	Total Pass	Total Fail	Total Studen ts Count
B.Com F&	CO3CRT07	CORPORATE ACCOUNTING	2018-19	III	39.95	18.21	58.16	-	-	7	14	13	13	8	-	3	-	58	420.86	7.151	55	3	58
B.Com F&	CO3CRT08	QUANTITATIVE TECHNIQUES	2018-19	III	59.74	17.50	77.24	2	22	10	14	8	-	1	-	1	-	58					
B.Com F&	CO3CRT09	FINANCIAL MARKETS AND	2018-19	III	52.81	18.86	71.67	1	8	14	19	15	-	-	-	1	-	58					
B.Com F&	CO3CRT010	MARKETING MANAGEMENT	2018-19	III	58.62	18.43	77.05	1	20	16	12	4	3	1	-	1	-	58					
B.Com F&	CO3OCT01	GOODS AND SERVICE TAX	2018-19	III	49.34	17.79	67.14	-	5	15	14	12	7	4	-	1	-	58					
B.Com F&	EN3CCT07	ENGLISH - LITERATURE	2018-19	III	52.57	17.03	69.60	-	1	16	25	15	1	-	-	-	-	58					

Course Outcome of B.Com F&T, Academic Year 2018-19, Semester - III



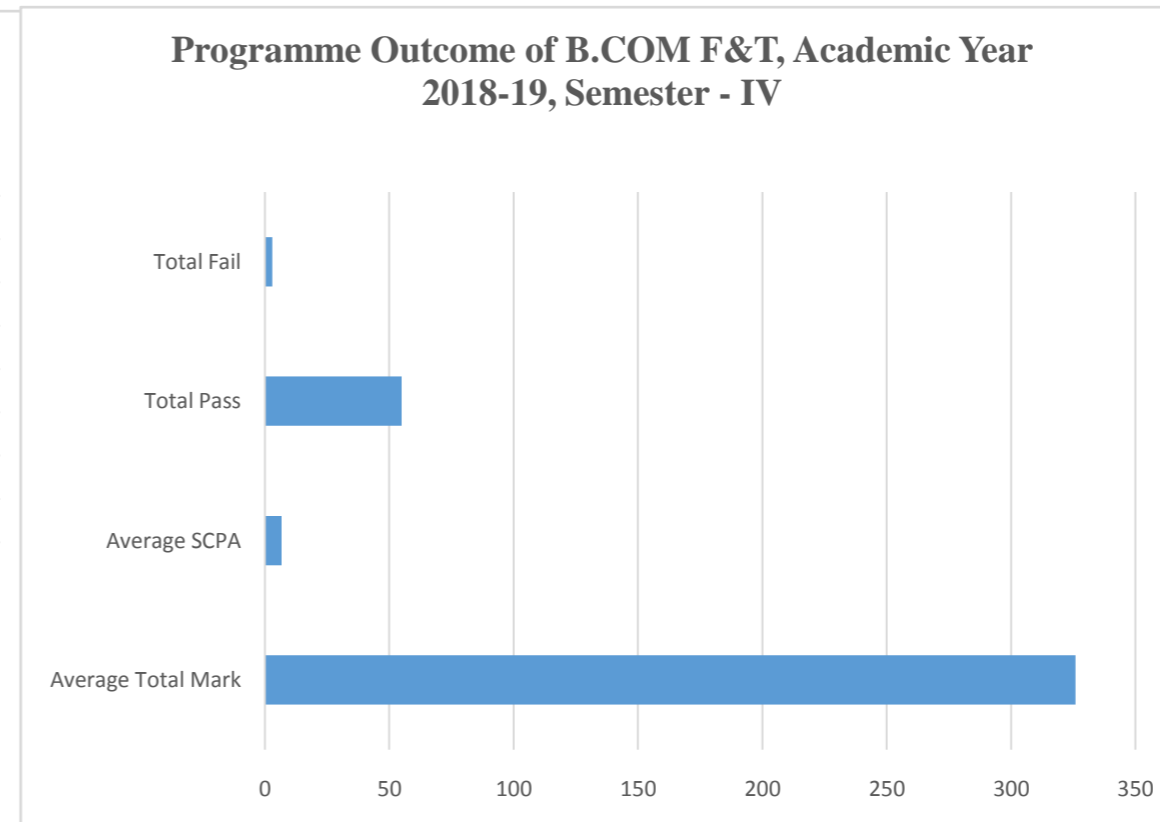
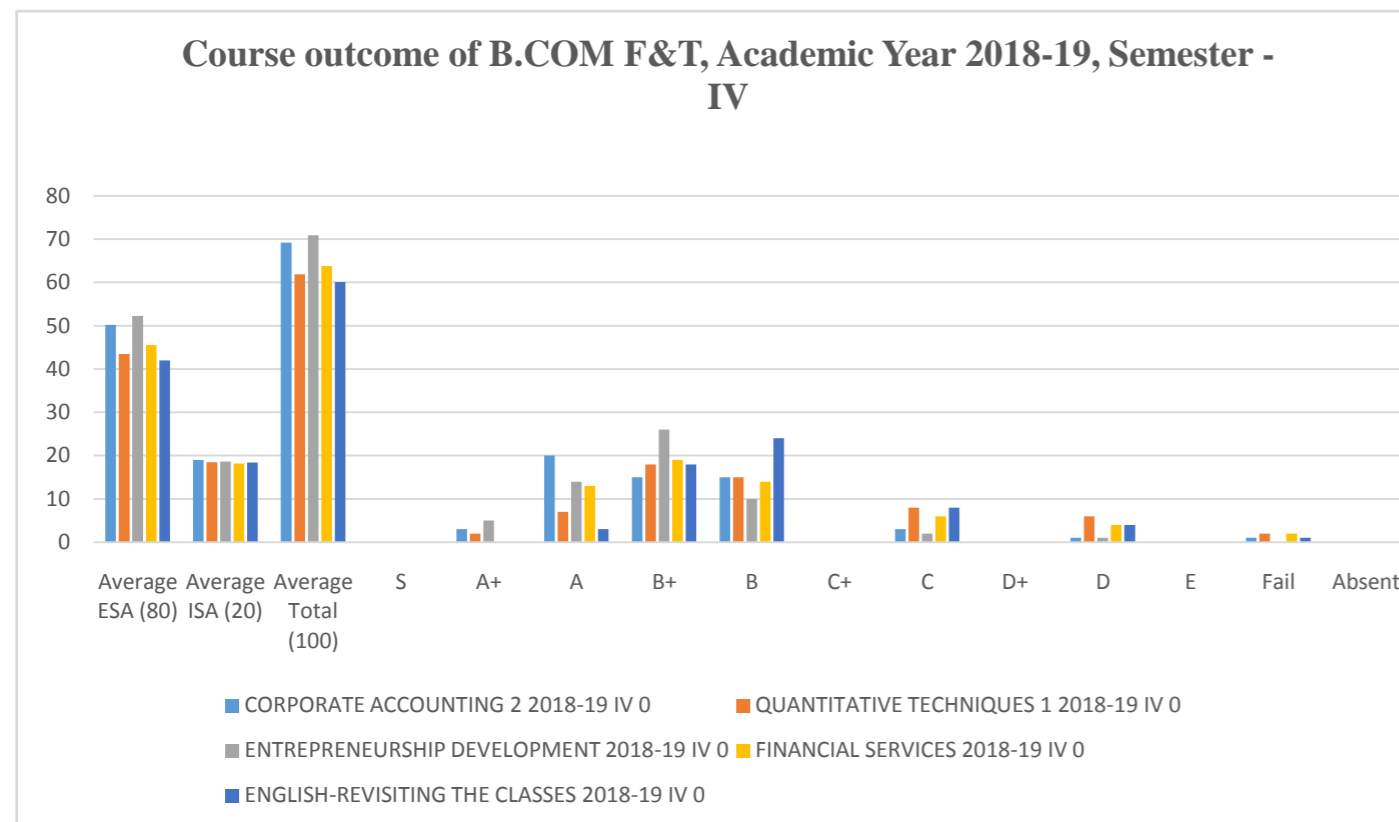
Programme Outcome of B.Com F&T, Academic Year 2018-19, Semester - III



Overall Pass %
94.83

Course & Programme outcome of B.COM F&T, Academic Year 2018-19, Semester - IV

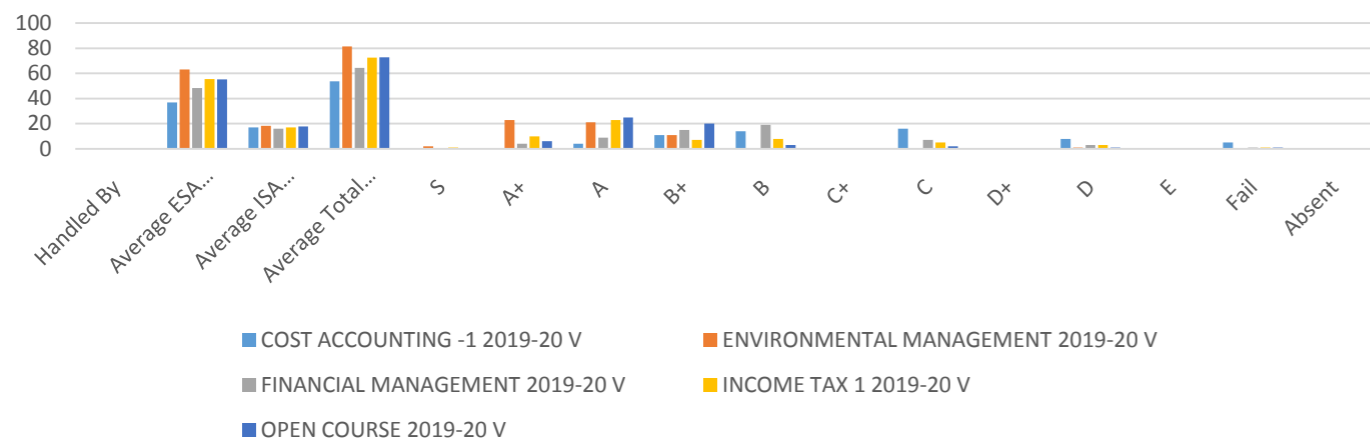
Program me	Course Code	Course	Academ ic Year	Se mes ter	Average ESA (80)	Average ISA (20)	Average Total (100)	S	A+	A	B+	B	C	D	E	Fail	Abse nt	Total Coun t of Grad es	Averag e Total Mark	Aver age SCP A	Total Pass	Total Fail	Total Studen ts Count
B.COM F&	CO4CRT11	CORPORATE ACCOUNTING 2	2018-19	IV	50.21	19.03	69.24	-	3	20	15	15	3	1	-	1	-	58	325.95	6.708	55	3	58
B.COM F&	CO4CRT12	QUANTITATIVE TECHNIQUES 1	2018-19	IV	43.47	18.45	61.91	-	2	7	18	15	8	6	-	2	-	58					
B.COM F&	CO4CRT13	ENTREPRENEURSHIP DEVELOPMENT	2018-19	IV	52.28	18.64	70.91	-	5	14	26	10	2	1	-	-	-	58					
B.COM F&	CO4OCT01	FINANCIAL SERVICES	2018-19	IV	45.57	18.22	63.79	-	-	13	19	14	6	4	-	2	-	58					
B.COM F&	EN4CCT08	ENGLISH-REVISITING THE CLASSES	2018-19	IV	42.02	18.38	60.09	-	-	3	18	24	8	4	-	1	-	58					



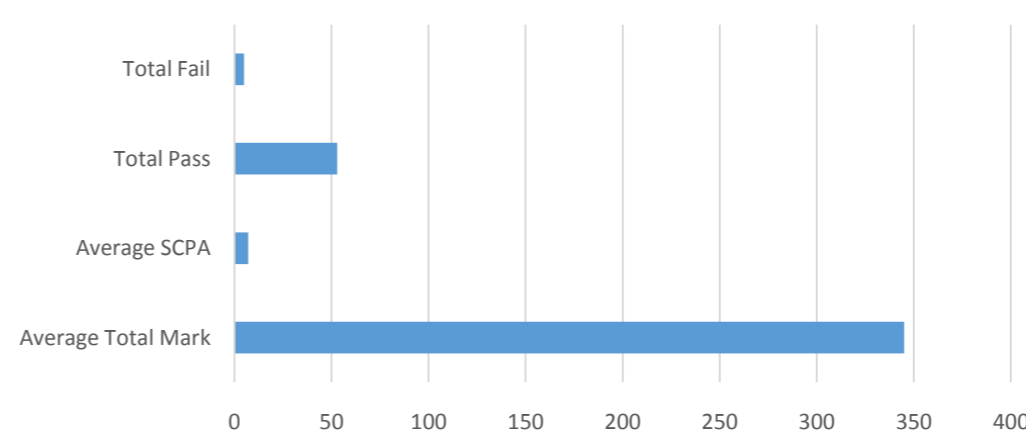
Overall Pass %
94.83

Course & Programme outcome of B.Com Finance & Taxation, Academic Year 2019-20, Semester - V																							
Program me	Course Code	Course	Academ ic Year	Se mes ter	Average ESA (80)	Average ISA (20)	Average Total (100)	S	A+	A	B+	B	C	D	E	Fail	Abse nt	Total Coun t of Grad es	Averag e Total Mark	Aver age SCP A	Total Pass	Total Fail	Total Studen ts Count
B.Com F&	CO5CRT14	COST ACCOUNTING -1	2019-20	V	36.84	16.95	53.79	-	-	4	11	14	16	8	-	5	-	58	345.1	7.02	53	5	58
B.Com F&	CO5CRT15	ENVIRONMENTAL MANAGEMENT	2019-20	V	63.14	18.41	81.55	2	23	21	11	-	-	1	-	-	-	58					
B.Com F&	CO5CRT16	FINANCIAL MANAGEMENT	2019-20	V	48.24	16.12	64.36	-	4	9	15	19	7	3	-	1	-	58					
B.Com F&	CO5OCT01	INCOME TAX 1	2019-20	V	55.45	17.12	72.57	1	10	23	7	8	5	3	-	1	-	58					
B.Com F&T		OPEN COURSE	2019-20	V	55.12	17.71	72.83	-	6	25	20	3	2	1	-	1	-	58					

Course outcome of B.Com Finance & Taxation, Academic Year 2019-20, Semester - V



Programme outcome of B.Com Finance & Taxation, Academic Year 2019-20, Semester - V



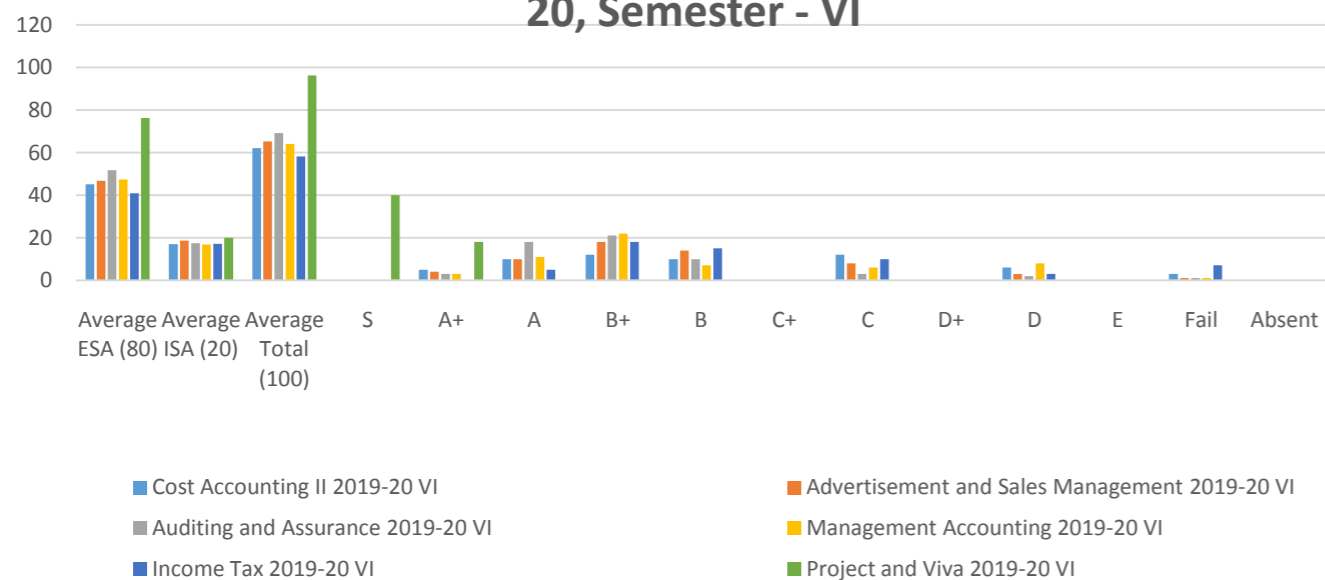
Overall Pass %

91.38

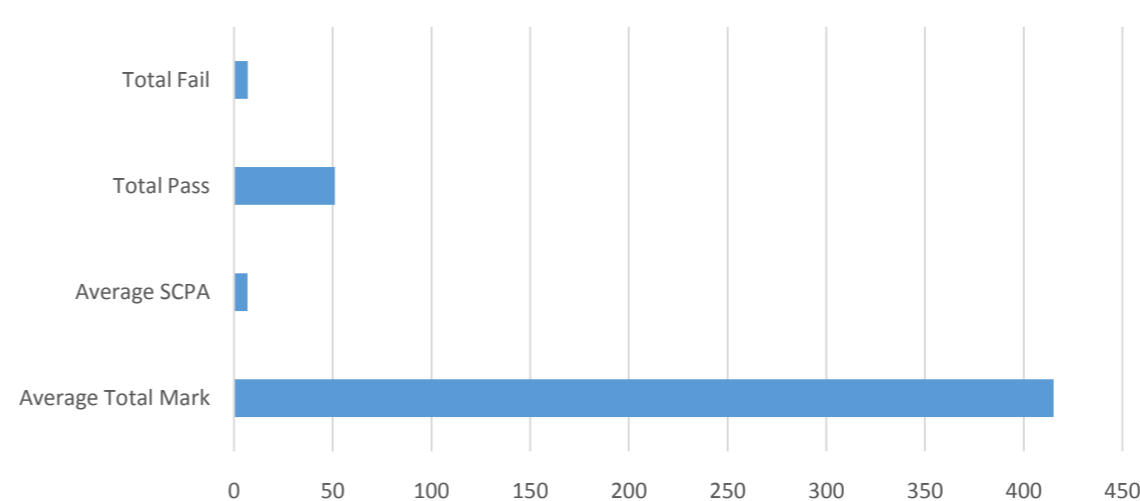
Course & Programme outcome of B.Com F&T, Academic Year 2019-20, Semester - VI

Programme	Course Code	Course	Academic Year	Semester	Average ESA (80)	Average ISA (20)	Average Total (100)	S	A+	A	B+	B	C	D	E	Fail	Abse nt	Total Coun t of Grad es	Averag e Total Mark	Aver age SCP A	Total Pass	Total Fail	Total Studen ts Count
B.Com F&	CO6CRT17	Cost Accounting II	2019-20	VI	45.07	16.98	62.05	-	5	10	12	10	12	6	-	3	-	58	415.07	6.866	51	7	58
B.Com F&	CO6CRT18	Advertisement and Sales Management	2019-20	VI	46.72	18.60	65.33	-	4	10	18	14	8	3	-	1	-	58					
B.Com F&	CO6CRT19	Auditing and Assurance	2019-20	VI	51.76	17.38	69.14	-	3	18	21	10	3	2	-	1	-	58					
B.Com F&	CO6CRT20	Management Accounting	2019-20	VI	47.31	16.78	64.09	-	3	11	22	7	6	8	-	1	-	58					
B.Com F&	CO6PRT01	Income Tax	2019-20	VI	40.97	17.21	58.17	-	-	5	18	15	10	3	-	7	-	58					
B.Com F&	CO6PRT01	Project and Viva	2019-20	VI	76.29	20.00	96.29	40	18	-	-	-	-	-	-	-	-	58					

Course Outcome of B.Com F&T, Academic Year 2019-20, Semester - VI



Programme Outcome of B.Com F&T, Academic Year 2019-20, Semester - VI



Overall Pass %

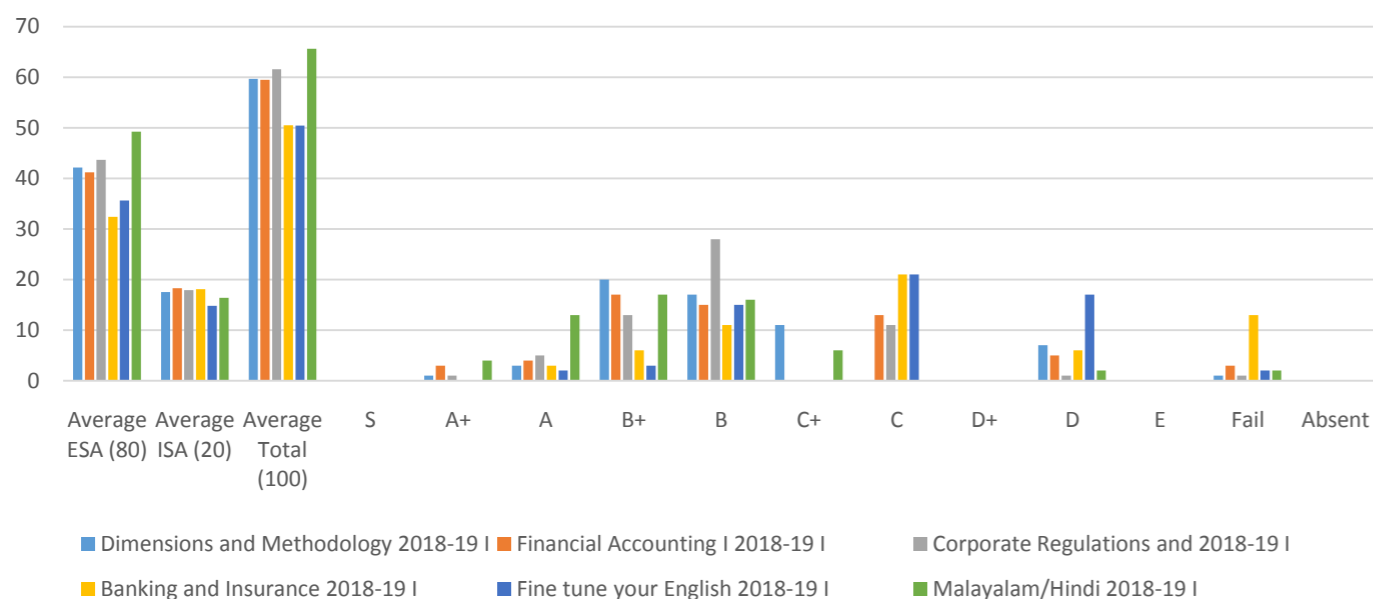
87.93

Admission Batch : 2018-21

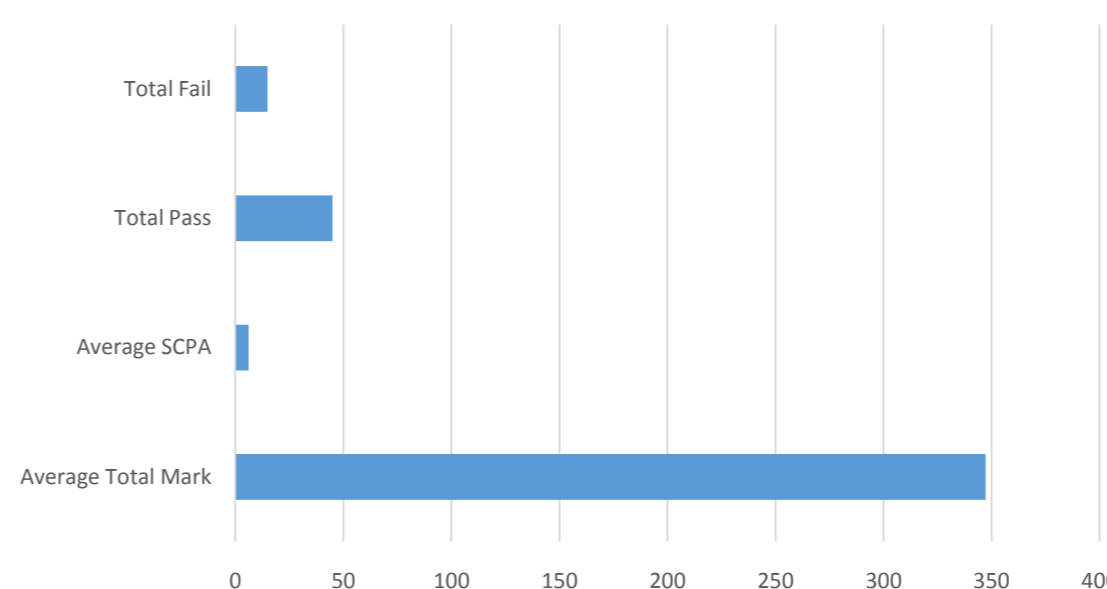
Course & Programme outcome of B.Com Finance & Taxation, Academic Year 2018-19, Semester - I

Program me	Course Code	Course	Academ ic Year	Se mes ter	Average ESA (80)	Average ISA (20)	Average Total (100)	S	A+	A	B+	B	C	D	E	Fail	Abse nt	Total Coun t of Grad es	Averag e Total Mark	Aver age SCP A	Total Pass	Total Fail	Total Studen ts Count
B.Com F&	CO1CRT01	Dimensions and Methodology	2018-19	I	42.17	17.52	59.68	-	1	3	20	17	-	7	-	1	-	60	347.32	6.16	45	15	60
B.Com F&	CO1CRT02	Financial Accounting I	2018-19	I	41.22	18.27	59.48	-	3	4	17	15	13	5	-	3	-	60					
B.Com F&	CO1CRT03	Corporate Regulations and	2018-19	I	43.68	17.90	61.58	-	1	5	13	28	11	1	-	1	-	60					
B.Com F&	CO1CMT01	Banking and Insurance	2018-19	I	32.40	18.12	50.52	-	-	3	6	11	21	6	-	13	-	60					
B.Com F&	EN1CCT01	Fine tune your English	2018-19	I	35.62	14.80	50.42	-	-	2	3	15	21	17	-	2	-	60					
B.Com F&T		Malayalam/Hindi	2018-19	I	49.23	16.40	65.63	-	4	13	17	16	-	2	-	2	-	60					

Course outcome of B.Com Finance & Taxation, Academic Year 2018-19, Semester - I



Programme outcome of B.Com Finance & Taxation, Academic Year 2018-19, Semester - I

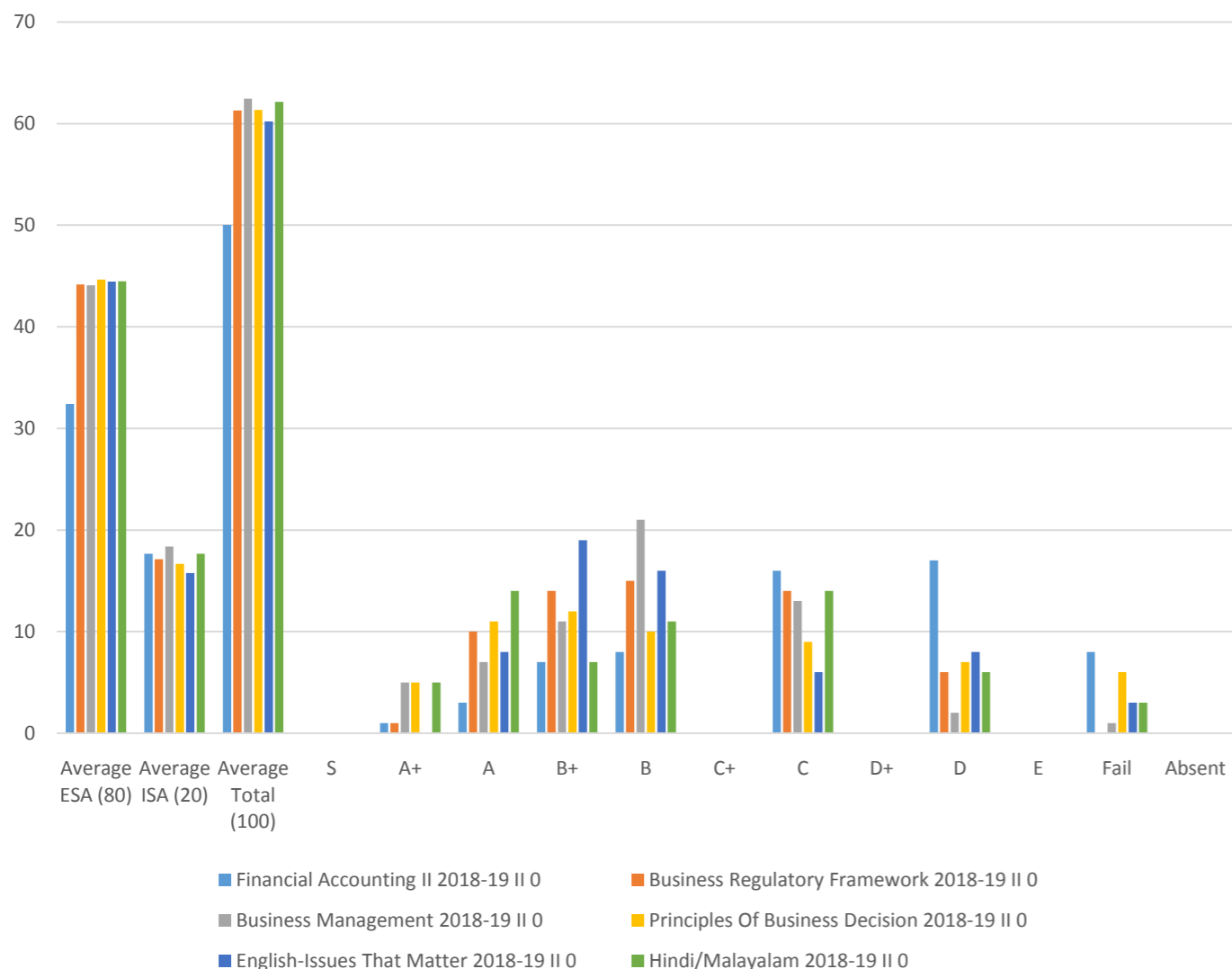


**Overall Pass %
75.00**

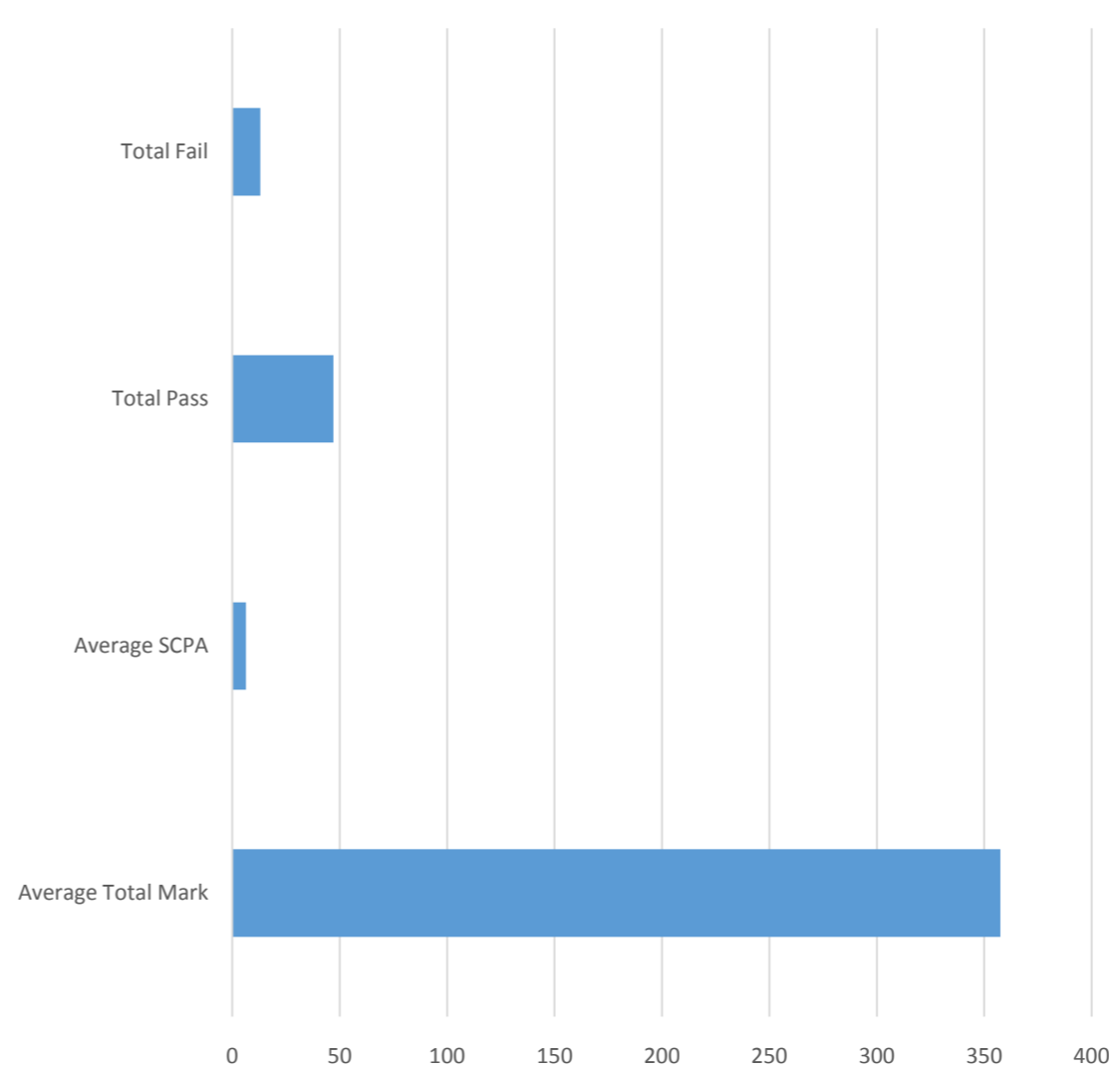
Course & Programme outcome of B.Com Finance and Taxation, Academic Year 2018-19, Semester - II

Program me	Course Code	Course	Academ ic Year	Se mes ter	Average ESA (80)	Average ISA (20)	Average Total (100)	S	A+	A	B+	B	C	D	E	Fail	Abse nt	Total Coun t of Grad es	Averag e Total Mark	Aver age SCP A	Total Pass	Total Fail	Total Studen ts Count
B.Com F&	CO2CRT04	Financial Accounting II	2018-19	II	32.40	17.65	50.05	-	1	3	7	8	16	17	-	8	-	60	357.5	6.43	47	13	60
B.Com F&	CO2CRT05	Business Regulatory Framework	2018-19	II	44.17	17.12	61.28	-	1	10	14	15	14	6	-	-	-	60					
B.Com F&	CO2CRT06	Business Management	2018-19	II	44.10	18.37	62.47	-	5	7	11	21	13	2	-	1	-	60					
B.Com F&	CO2CMT02	Principles Of Business Decision	2018-19	II	44.67	16.68	61.35	-	5	11	12	10	9	7	-	6	-	60					
B.Com F&	EN2CCT03	English-Issues That Matter	2018-19	II	44.45	15.77	60.22	-	-	8	19	16	6	8	-	3	-	60					
B.Com F&T		Hindi/Malayalam	2018-19	II	44.48	17.65	62.13	-	5	14	7	11	14	6	-	3	-	60					

Course outcome of B.Com Finance and Taxation, Academic Year 2018-19, Semester - II



Programme outcome of B.Com Finance and Taxation, Academic Year 2018-19, Semester - II




Overall Pass %

78.33

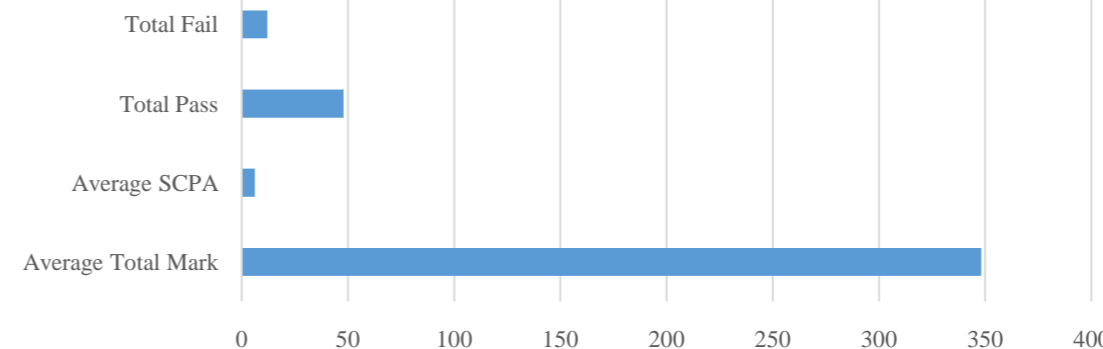
Course & Programme outcome of B.Com Finance & Taxation, Academic Year 2019-20, Semester - III

Program me	Course Code	Course	Academ ic Year	Se mes ter	Average ESA (80)	Average ISA (20)	Average Total (100)	S	A+	A	B+	B	C	D	E	Fail	Abse nt	Total Coun t of Grad es	Averag e Total Mark	Aver age SCP A	Total Pass	Total Fail	Total Studen ts Count
B.Com F&	CO3CRT07	CORPORATE ACCOUNTING	2019-20	III	44.07	16.77	60.55	-	2	10	14	14	8	11	-	-	1	60	348.15	6.129	48	12	60
B.Com F&	CO3CRT08	QUANTITATIVE TECHNIQUES	2019-20	III	48.73	16.50	65.23	4	8	10	10	9	8	9	-	2	-	60					
B.Com F&	CO3CRT09	FINANCIAL MARKETS AND	2019-20	III	34.08	17.88	51.97	-	1	2	13	8	16	13	-	7	-	60					
B.Com F&	CO3CRT010	MARKETING MANAGEMENT	2019-20	III	46.23	17.70	63.93	-	2	11	15	16	12	4	-	-	-	60					
B.Com F&	CO3OCT01	GOODS AND SERVICE TAX	2019-20	III	30.15	16.33	46.48	-	-	-	1	11	26	18	-	4	-	60					
B.Com F&	EN3CCT07	ENGLISH - LITERATURE	2019-20	III	43.75	16.23	59.98	-	-	4	12	29	11	3	-	1	-	60					

Course Outcome of B.Com F&I, Academic Year 2019-20, Semester - III



Programme Outcome of B.Com F&I, Academic Year 2019-20, Semester - III



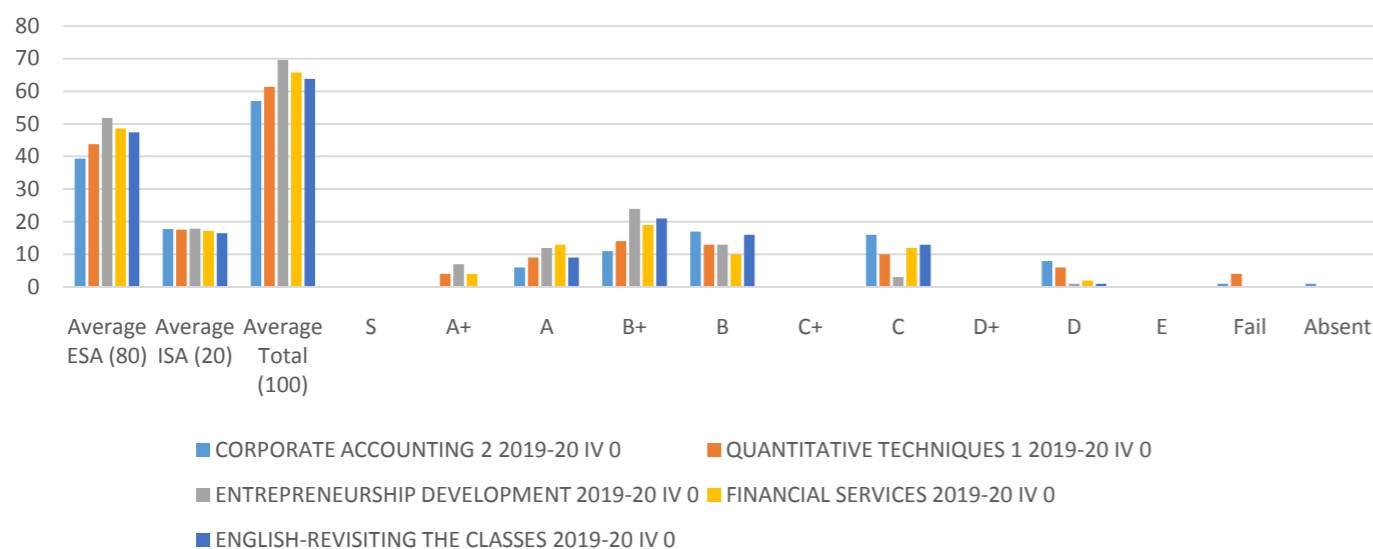
Overall Pass %

80.00

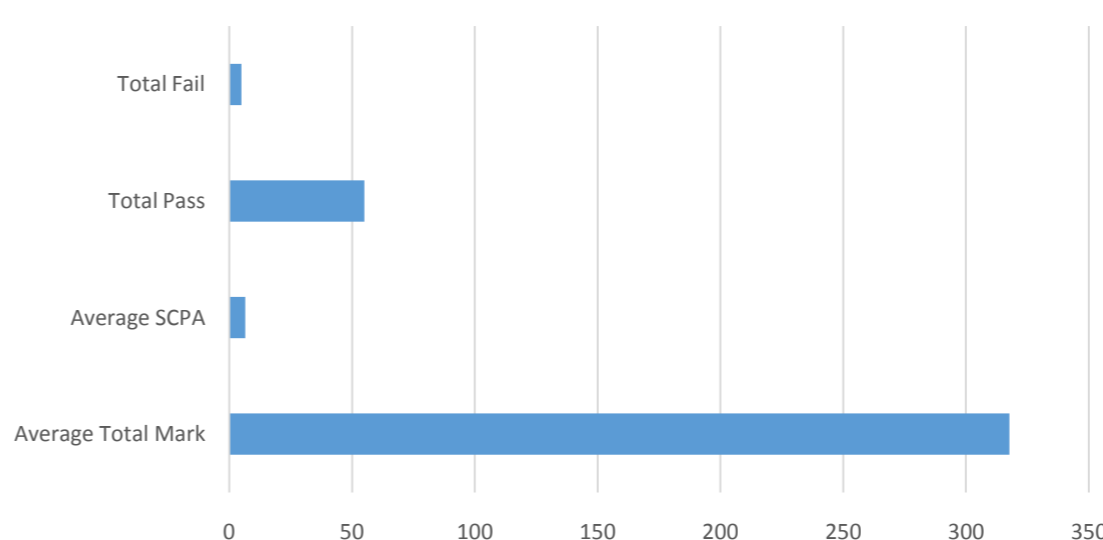
Course & Programme outcome of B.COM F&T, Academic Year 2019-20, Semester - IV

Program me	Course Code	Course	Academ ic Year	Se mes ter	Average ESA (80)	Average ISA (20)	Average Total (100)	S	A+	A	B+	B	C	D	E	Fail	Abse nt	Total Coun t of Grad es	Averag e Total Mark	Aver age SCP A	Total Pass	Total Fail	Total Studen ts Count
B.COM F&T	CO4CRT11	CORPORATE ACCOUNTING 2	2019-20	IV	39.37	17.80	57.07	-	-	6	11	17	16	8	-	1	1	60	317.68	6.573	55	5	60
B.COM F&T	CO4CRT12	QUANTITATIVE TECHNIQUES 1	2019-20	IV	43.78	17.58	61.37	-	4	9	14	13	10	6	-	4	-	60					
B.COM F&T	CO4CRT13	ENTREPRENEURSHIP DEVELOPMENT	2019-20	IV	51.78	17.85	69.63	-	7	12	24	13	3	1	-	-	-	60					
B.COM F&T	CO4OCT01	FINANCIAL SERVICES	2019-20	IV	48.63	17.15	65.78	-	4	13	19	10	12	2	-	-	-	60					
B.COM F&T	EN4CCT08	ENGLISH-REVISITING THE CLASSES	2019-20	IV	47.38	16.45	63.83	-	-	9	21	16	13	1	-	-	-	60					

Course outcome of B.COM F&T, Academic Year 2019-20, Semester - IV



Programme Outcome of B.COM F&T, Academic Year 2019-20, Semester - IV

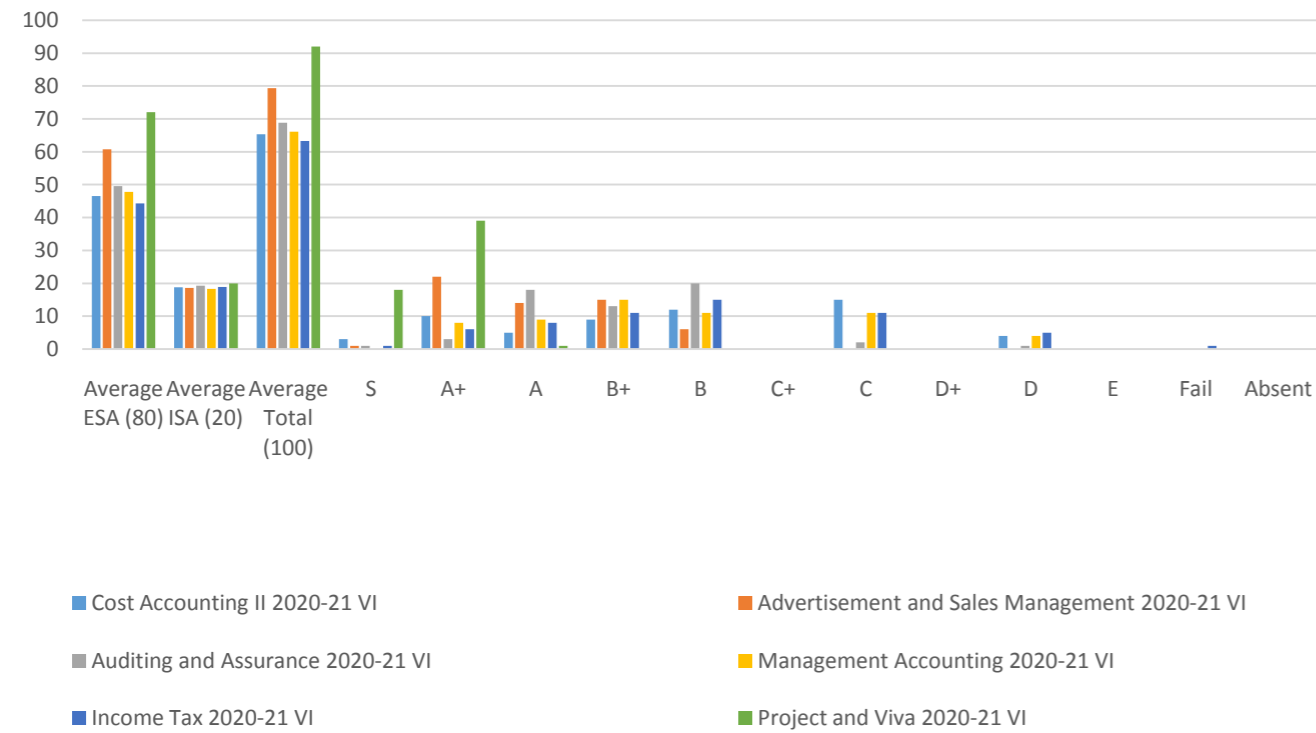


Overall Pass %

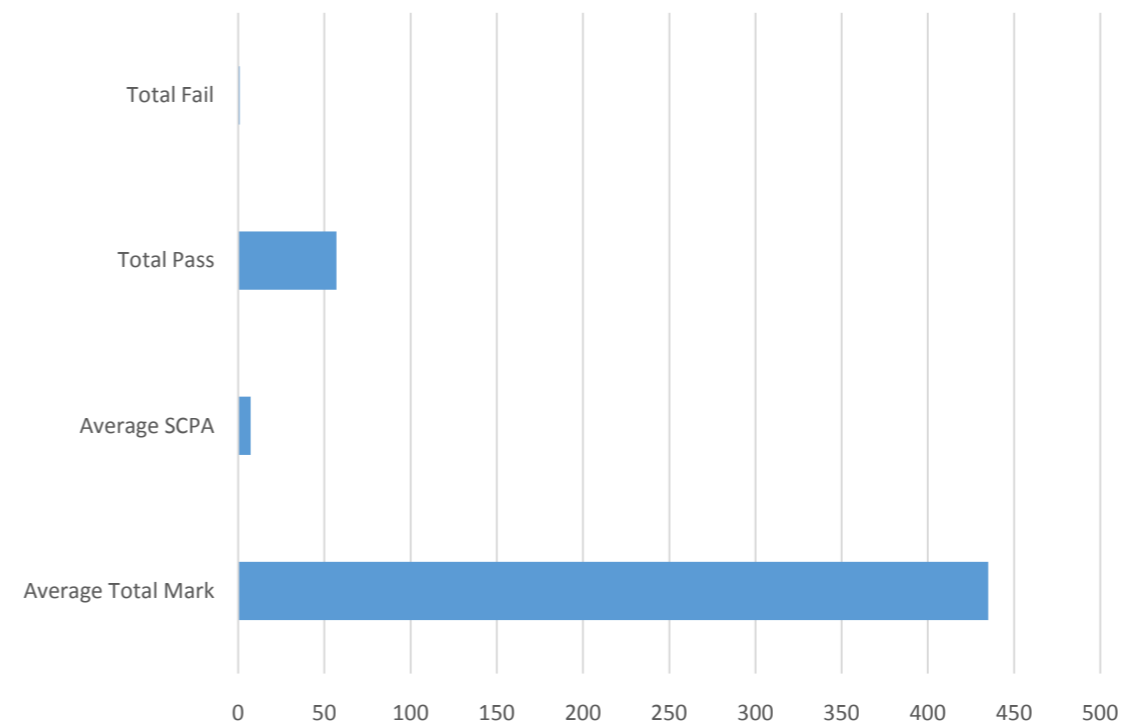
91.67

Course & Programme outcome of B.Com Finance & Taxation, Academic Year 2020-21, Semester - V

Course Outcome of B.Com F&T, Academic Year 2020-21, Semester - VI



Programme Outcome of B.Com F&T, Academic Year 2020-21, Semester - VI



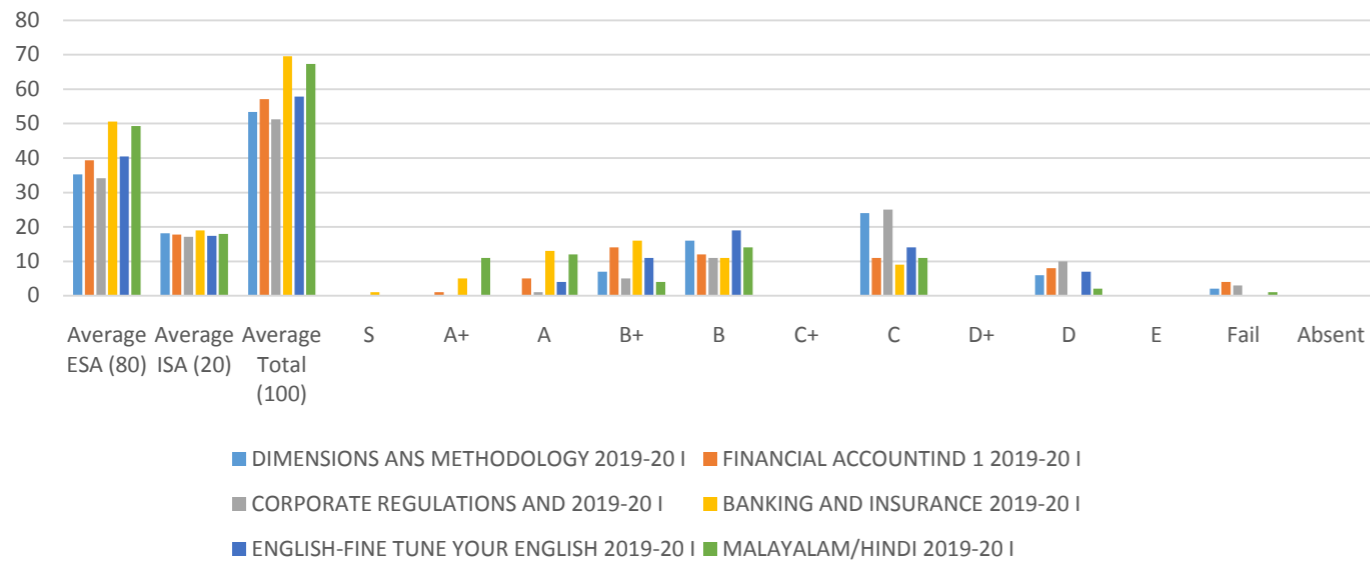
Overall Pass %
98.28

Admission Batch : 2019-22

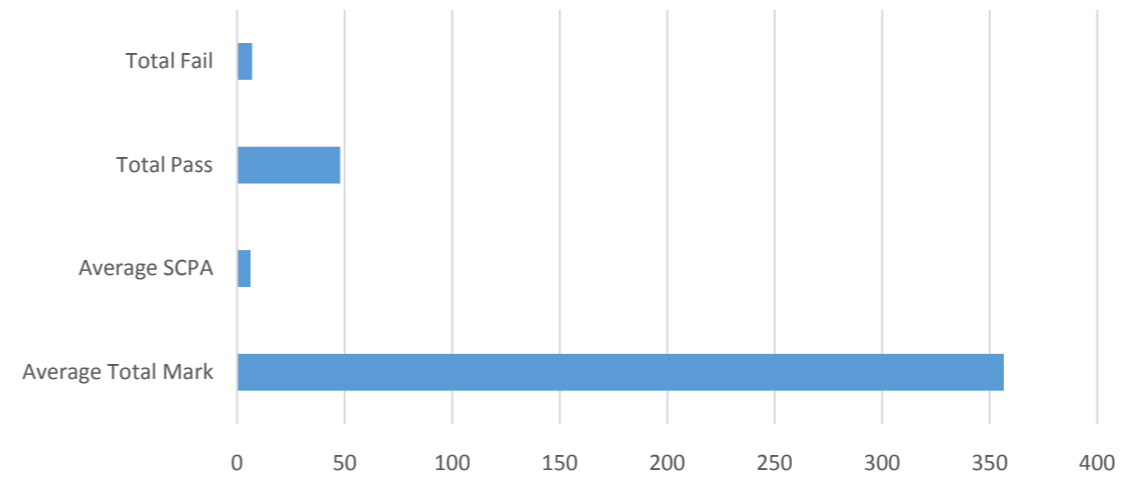
Course & Programme outcome of B.Com F&T Academic Year 2019-20, Semester - I

Program me	Course Code	Course	Academ ic Year	Se mes	Average ESA (80)	Average ISA (20)	Average Total	S	A+	A	B+	B	C	D	E	Fail	Abse nt	Total Coun	Averag e Total	Aver age	Total Pass	Total Fail	Total Studen
B.Com F&	CO1CRT01	DIMENSIONS ANS METHODOLOGY	2019-20	I	35.25	18.11	53.36	-	-	-	7	16	24	6	-	2	-	55	357	6.19	48	7	55
B.Com F&	CO1CRT02	FINANCIAL ACCOUNTIND 1	2019-20	I	39.33	17.76	57.09	-	1	5	14	12	11	8	-	4	-	55					
B.Com F&	CO1CRT03	CORPORATE REGULATIONS AND	2019-20	I	34.15	17.09	51.24	-	-	1	5	11	25	10	-	3	-	55					
B.Com F&	CO1CMT01	BANKING AND INSURANCE	2019-20	I	50.60	19.02	69.62	1	5	13	16	11	9	-	-	-	-	55					
B.Com F&	EN1CCT01	ENGLISH-FINE TUNE YOUR ENGLISH	2019-20	I	40.49	17.40	57.89	-	-	4	11	19	14	7	-	-	-	55					
B.Com F&T		MALAYALAM/HINDI	2019-20	I	49.35	17.98	67.33	-	11	12	4	14	11	2	-	1	-	55					

Course outcome of B.Com F&T Academic Year 2019-20, Semester - I



Programme outcome of B.Com F&T Academic Year 2019-20, Semester - I



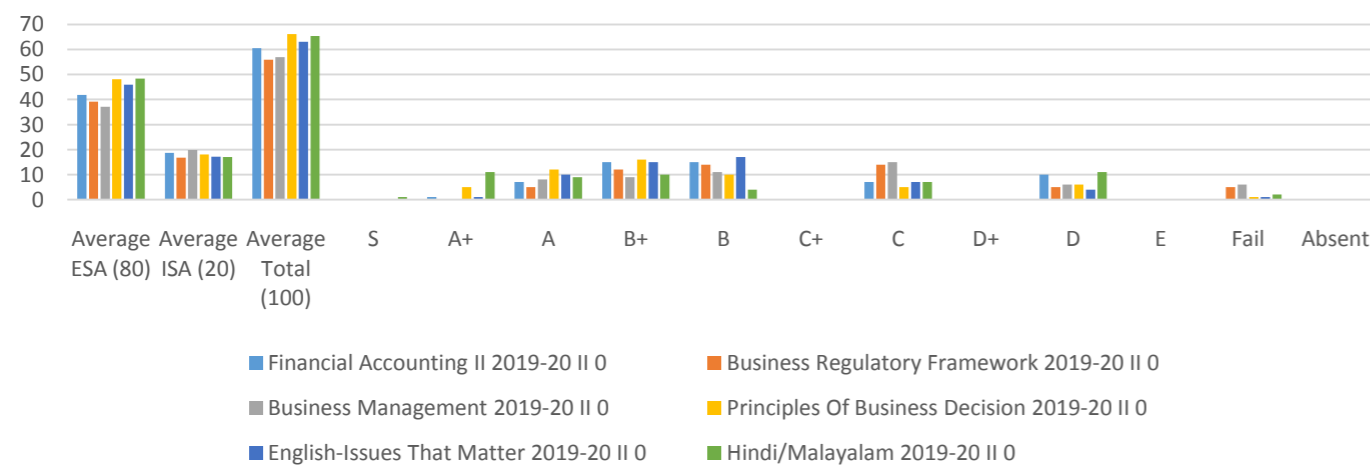
Overall Pass %

87.27

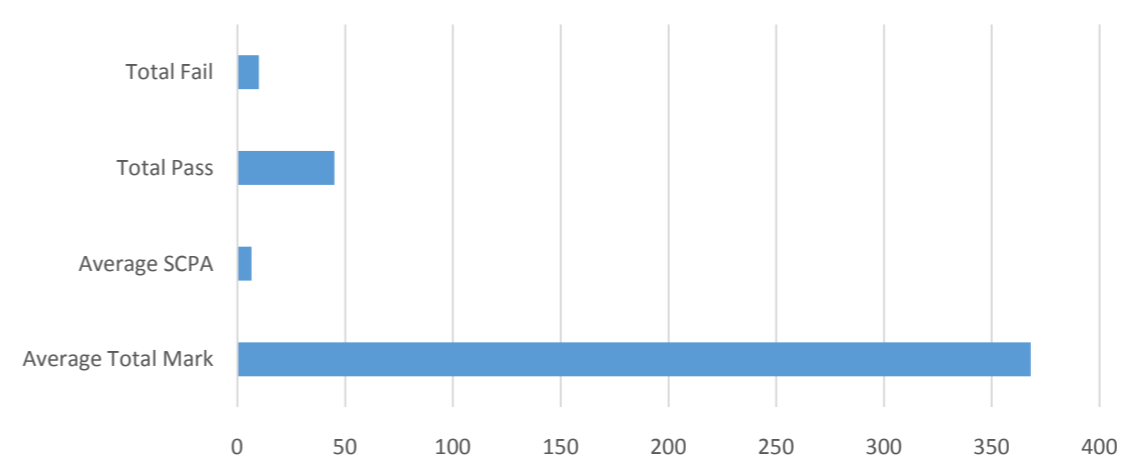
Course & Programme outcome of B.Com Finance and Taxation, Academic Year 2019-20, Semester - II

Program me	Course Code	Course	Academ ic Year	Se mes ter	Average ESA (80)	Average ISA (20)	Average Total (100)	S	A+	A	B+	B	C	D	E	Fail	Abse nt	Total Coun t of Grad es	Averag e Total Mark	Aver age SCP A	Total Pass	Total Fail	Total Studen ts Count
B.Com F&	CO2CRT04	Financial Accounting II	2019-20	II	41.84	18.69	60.53	-	1	7	15	15	7	10	-	-	-	55	368.04	6.469	45	10	55
B.Com F&	CO2CRT05	Business Regulatory Framework	2019-20	II	39.15	16.78	55.93	-	-	5	12	14	14	5	-	5	-	55					
B.Com F&	CO2CRT06	Business Management	2019-20	II	37.15	19.85	57.00	-	-	8	9	11	15	6	-	6	-	55					
B.Com F&	CO2CMT02	Principles Of Business Decision	2019-20	II	48.15	18.02	66.16	-	5	12	16	10	5	6	-	1	-	55					
B.Com F&	EN2CCT03	English-Issues That Matter	2019-20	II	45.91	17.16	63.07	-	1	10	15	17	7	4	-	1	-	55					
B.Com F&T		Hindi/Malayalam	2019-20	II	48.31	17.04	65.35	1	11	9	10	4	7	11	-	2	-	55					

Course outcome of B.Com Finance and Taxation, Academic Year 2019-20, Semester - II



Programme outcome of B.Com Finance and Taxation, Academic Year 2019-20, Semester - II

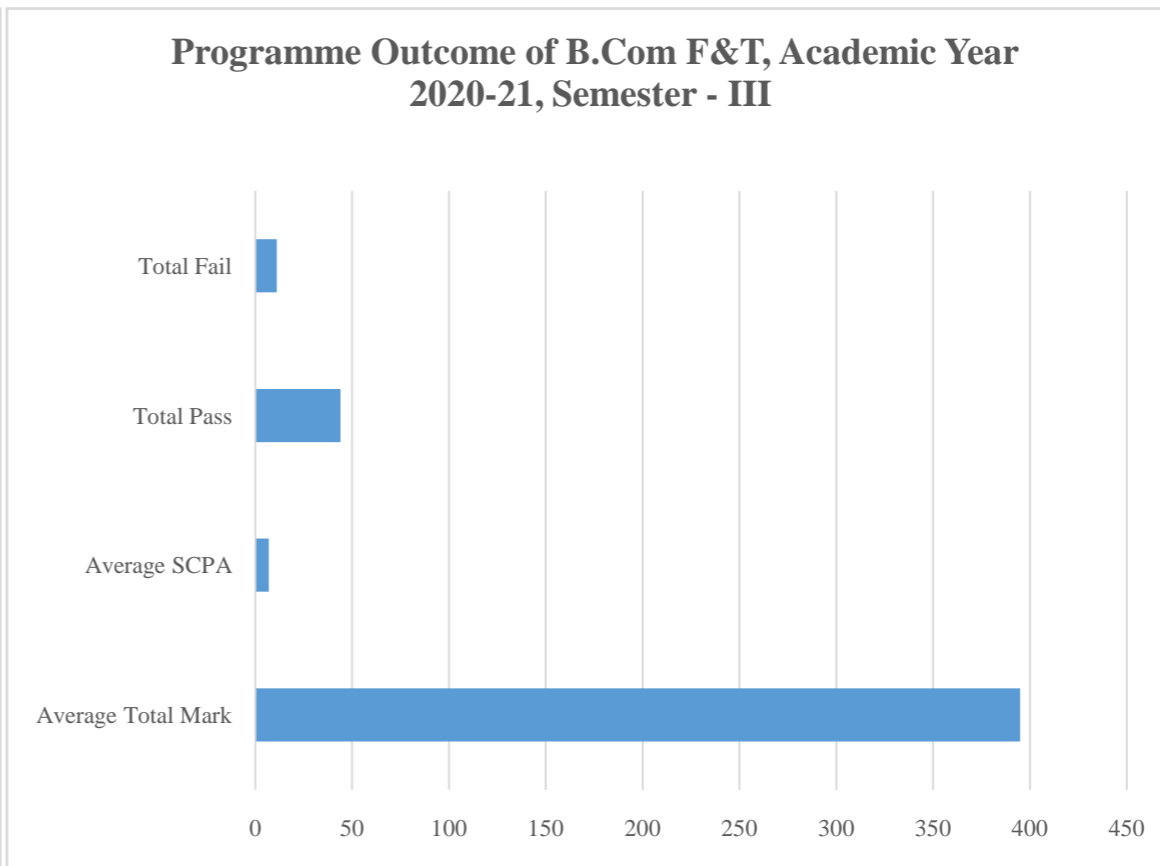
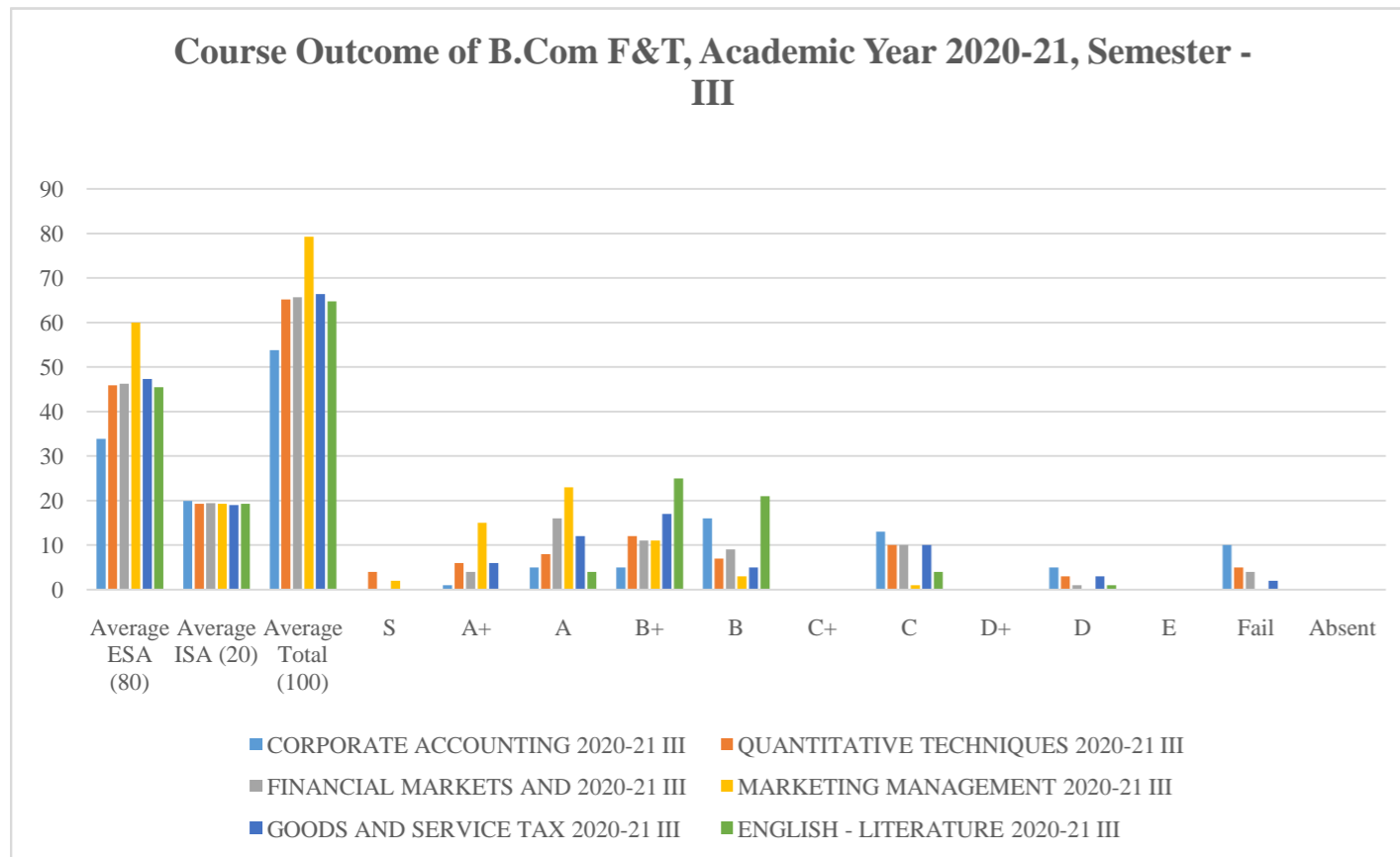


Overall Pass %

81.82

Course & Programme outcome of B.Com Finance & Taxation, Academic Year 2020-21, Semester - III

Program me	Course Code	Course	Academ ic Year	Se mes ter	Average ESA (80)	Average ISA (20)	Average Total (100)	S	A+	A	B+	B	C	D	E	Fail	Abse nt	Total Coun t of Grad es	Averag e Total Mark	Aver age SCP A	Total Pass	Total Fail	Total Studen ts Count
B.Com F&	CO3CRT07	CORPORATE ACCOUNTING	2020-21	III	33.85	19.93	53.78	-	1	5	5	16	13	5	-	10	-	55	395.02	6.968	44	11	55
B.Com F&	CO3CRT08	QUANTITATIVE TECHNIQUES	2020-21	III	45.87	19.31	65.18	4	6	8	12	7	10	3	-	5	-	55					
B.Com F&	CO3CRT09	FINANCIAL MARKETS AND	2020-21	III	46.24	19.42	65.65	-	4	16	11	9	10	1	-	4	-	55					
B.Com F&	CO3CRT010	MARKETING MANAGEMENT	2020-21	III	60.00	19.27	79.27	2	15	23	11	3	1	-	-	-	-	55					
B.Com F&	CO3OCT01	GOODS AND SERVICE TAX	2020-21	III	47.35	19.02	66.36	-	6	12	17	5	10	3	-	2	-	55					
B.Com F&	EN3CCT07	ENGLISH - LITERATURE	2020-21	III	45.49	19.27	64.76	-	-	4	25	21	4	1	-	-	-	55					



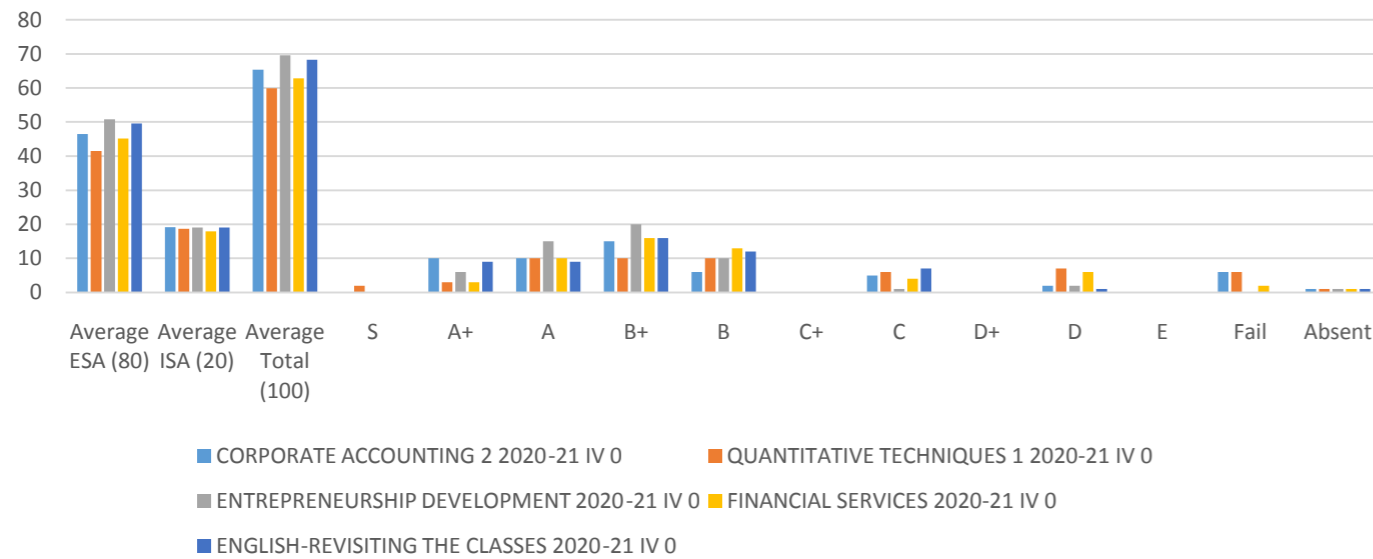
Overall Pass %
80.00

Course & Programme outcome of B.COM F&T, Academic Year 2020-21, Semester - IV																							
Program me	Course Code	Course	Academ ic Year	Se mes ter	Average ESA (80)	Average ISA (20)	Average Total (100)	S	A+	A	B+	B	C	D	E	Fail	Abse nt	Total Coun t of Grad es	Averag e Total Mark	Aver age SCP A	Total Pass	Total Fail	Total Studen ts Count
B.COM F&	CO4CRT11	CORPORATE ACCOUNTING 2	2020-21	IV	46.51	19.20	65.35	-	10	10	15	6	5	2	-	6	1	55	326	7.158	43	12	55
B.COM F&	CO4CRT12	QUANTITATIVE TECHNIQUES 1	2020-21	IV	41.53	18.73	59.91	2	3	10	10	10	6	7	-	6	1	55					
B.COM F&	CO4CRT13	ENTREPRENEURSHIP DEVELOPMENT	2020-21	IV	50.84	19.09	69.58	-	6	15	20	10	1	2	-	-	1	55					
B.COM F&	CO4OCT01	FINANCIAL SERVICES	2020-21	IV	45.20	17.96	62.85	-	3	10	16	13	4	6	-	2	1	55					
B.COM F&	EN4CCT08	ENGLISH-REVISITING THE CLASSES	2020-21	IV	49.58	19.09	68.31	-	9	9	16	12	7	1	-	-	1	55					

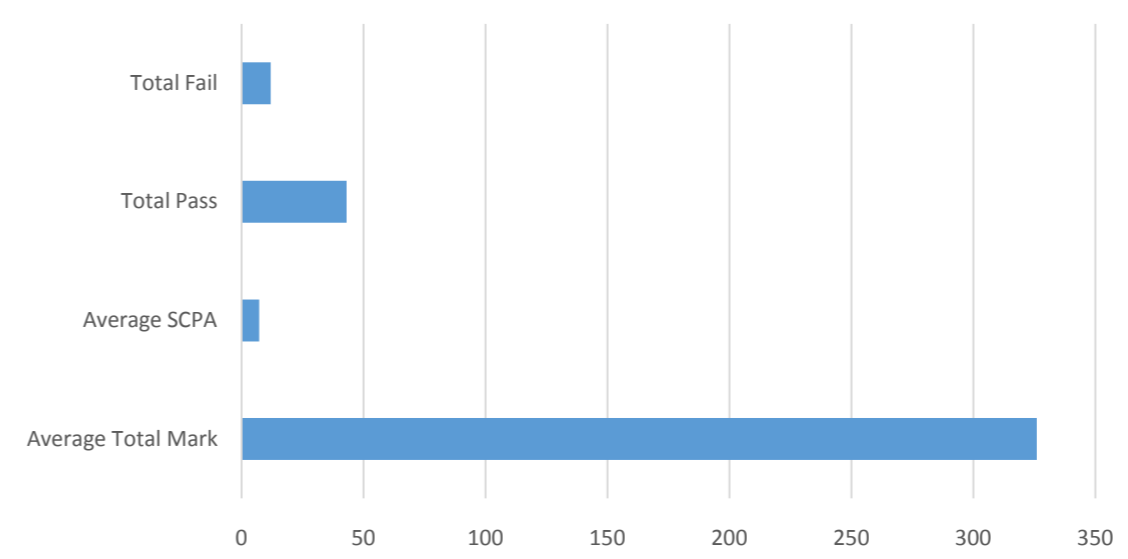
Course outcome of B.COM F&T, Academic Year 2020-21, Semester - III

Programme Outcome of B.COM F&T, Academic Year 2020-21, Semester - III

COURSE outcome of B.COM F&T, Academic Year 2020-21, Semester - IV



Programme Outcome of B,COM F&T, Academic Year 2020-21, Semester - IV



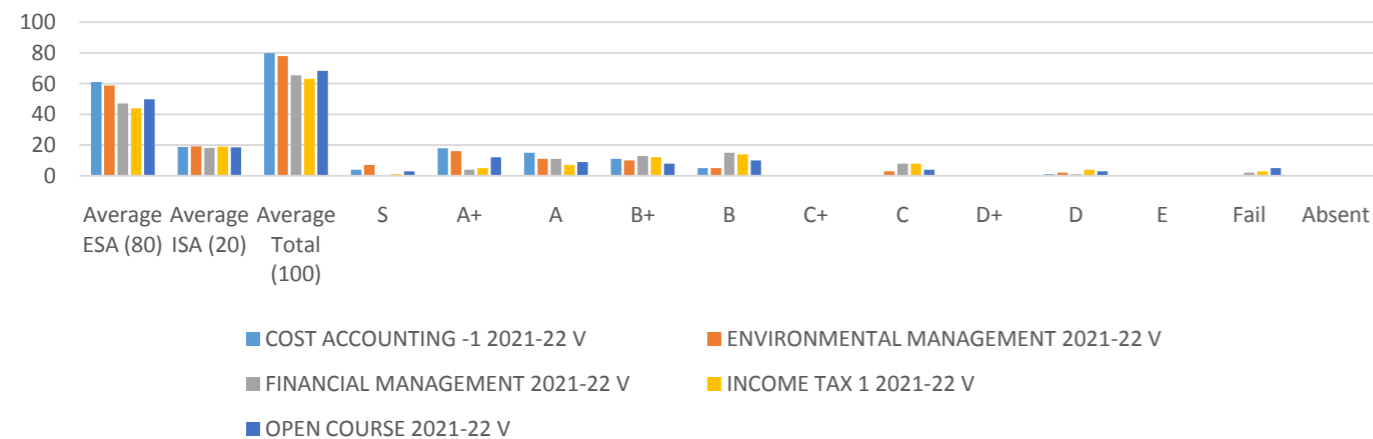
Overall Pass %

78.18

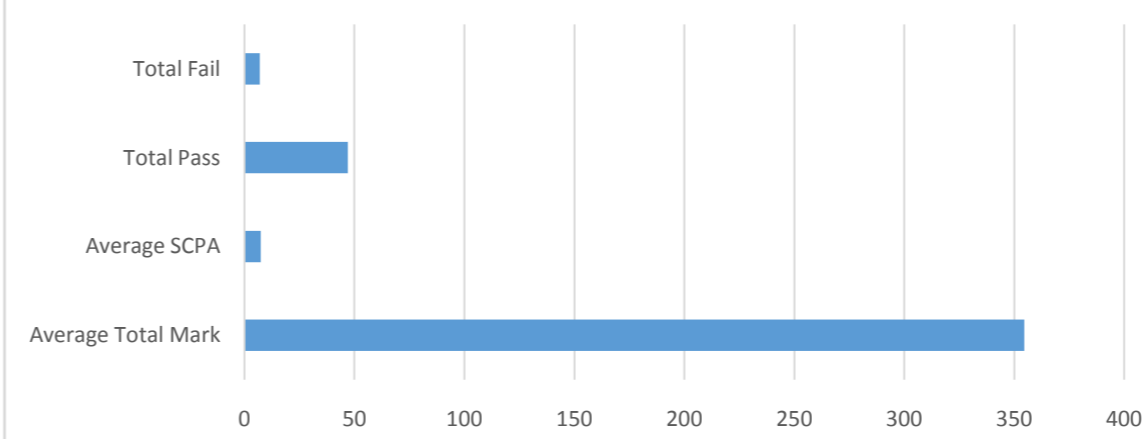
Course & Programme outcome of B.Com Finance & Taxation, Academic Year 2021-22, Semester - V

Program me	Course Code	Course	Academ ic Year	Se mes ter	Average ESA (80)	Average ISA (20)	Average Total (100)	S	A+	A	B+	B	C	D	E	Fail	Abse nt	Total Coun t of Grad es	Averag e Total Mark	Aver age SCP A	Total Pass	Total Fail	Total Studen ts Count
B.Com F&T	CO5CRT14	COST ACCOUNTING -1	2021-22	V	61.02	18.80	79.81	4	18	15	11	5	-	1	-	-	-	54	354.56	7.43	47	7	54
B.Com F&T	CO5CRT15	ENVIRONMENTAL MANAGEMENT	2021-22	V	58.80	19.22	78.02	7	16	11	10	5	3	2	-	-	-	54					
B.Com F&T	CO5CRT16	FINANCIAL MANAGEMENT	2021-22	V	47.13	18.19	65.31	-	4	11	13	15	8	1	-	2	-	54					
B.Com F&T	CO5OCT01	INCOME TAX 1	2021-22	V	44.02	19.06	63.07	1	5	7	12	14	8	4	-	3	-	54					
B.Com F&T		OPEN COURSE	2021-22	V	49.83	18.50	68.33	3	12	9	8	10	4	3	-	5	-	54					

Course outcome of B.Com Finance & Taxation, Academic Year 2021-22, Semester - V



Programme outcome of B.Com Finance & Taxation, Academic Year 2021-22, Semester - V



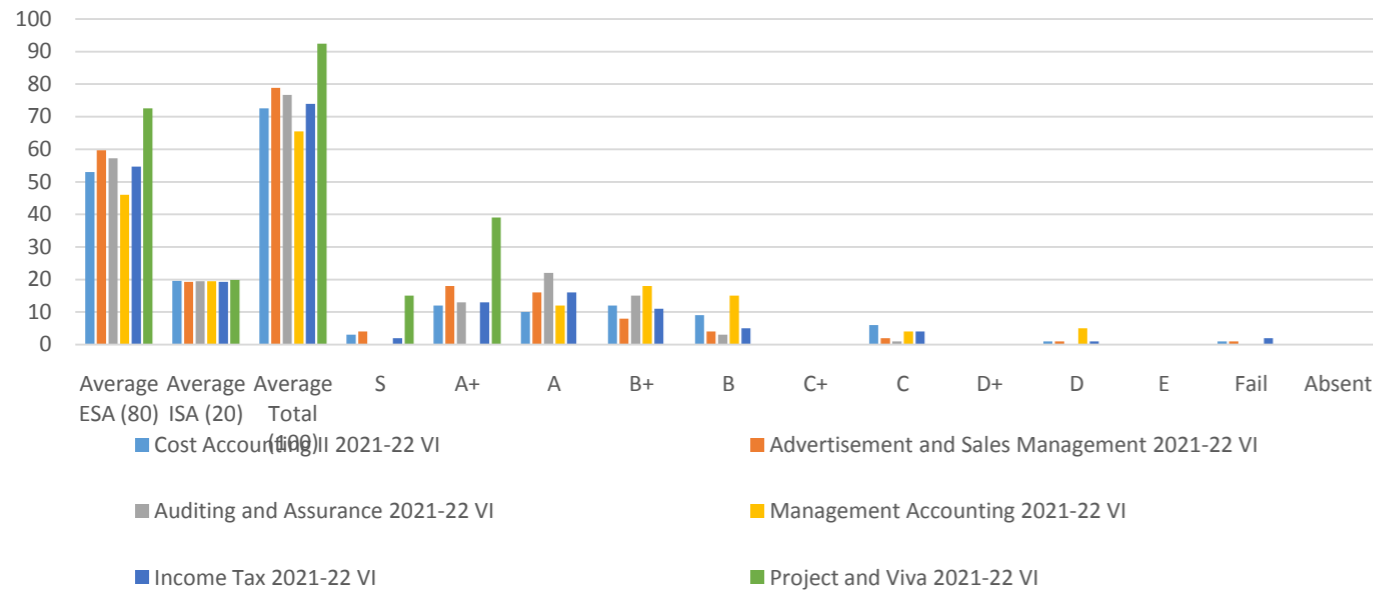
Overall Pass %

87.04

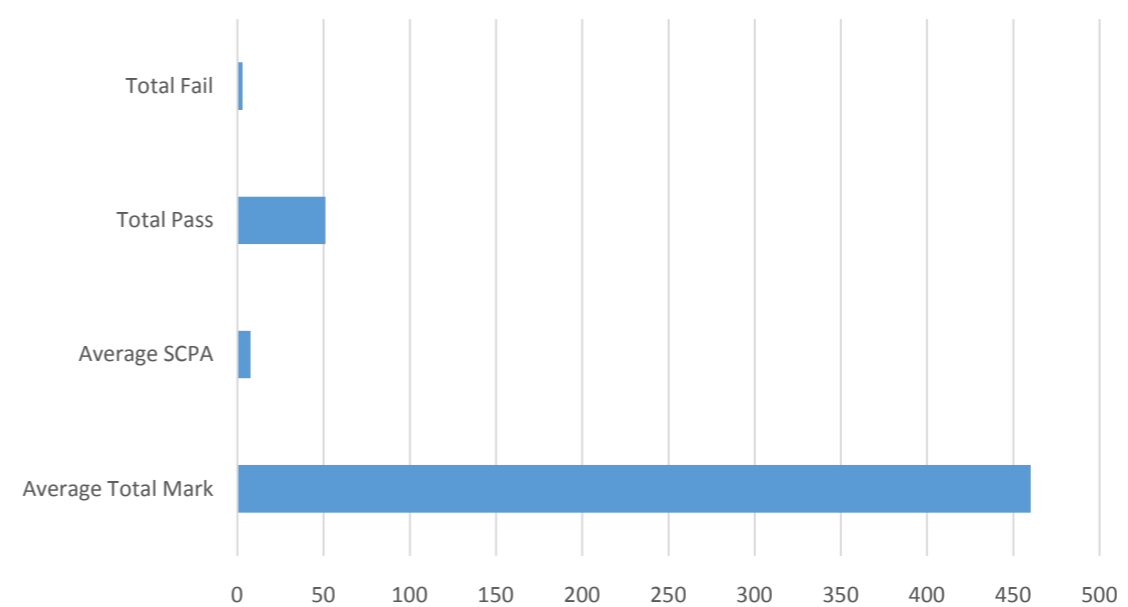
Course & Programme outcome of B.Com F&T, Academic Year 2021-22, Semester - VI

Program me	Course Code	Course	Academ ic Year	Se mes ter	Average ESA (80)	Average ISA (20)	Average Total (100)	S	A+	A	B+	B	C	D	E	Fail	Abse nt	Total Coun t of Grad es	Averag e Total Mark	Aver age SCP A	Total Pass	Total Fail	Total Studen ts Count
B.Com F&	CO6CRT17	Cost Accounting II	2021-22	VI	53.00	19.59	72.59	3	12	10	12	9	6	1	-	1	-	54	460.06	7.569	51	3	54
B.Com F&	CO6CRT18	Advertisement and Sales Management	2021-22	VI	59.65	19.24	78.89	4	18	16	8	4	2	1	-	1	-	54					
B.Com F&	CO6CRT19	Auditing and Assurance	2021-22	VI	57.26	19.46	76.72	-	13	22	15	3	1	-	-	-	-	54					
B.Com F&	CO6CRT20	Management Accounting	2021-22	VI	46.00	19.48	65.48	-	-	12	18	15	4	5	-	-	-	54					
B.Com F&	CO6PRT01	Income Tax	2021-22	VI	54.63	19.31	73.94	2	13	16	11	5	4	1	-	2	-	54					
B.Com F&	CO6PRT01	Project and Viva	2021-22	VI	72.57	19.85	92.43	15	39	-	-	-	-	-	-	-	-	54					

Course Outcome of B.Com F&T, Academic Year 2021-22, Semester - VI



Programme Outcome of B.Com F&T, Academic Year 2021-22, Semester - VI



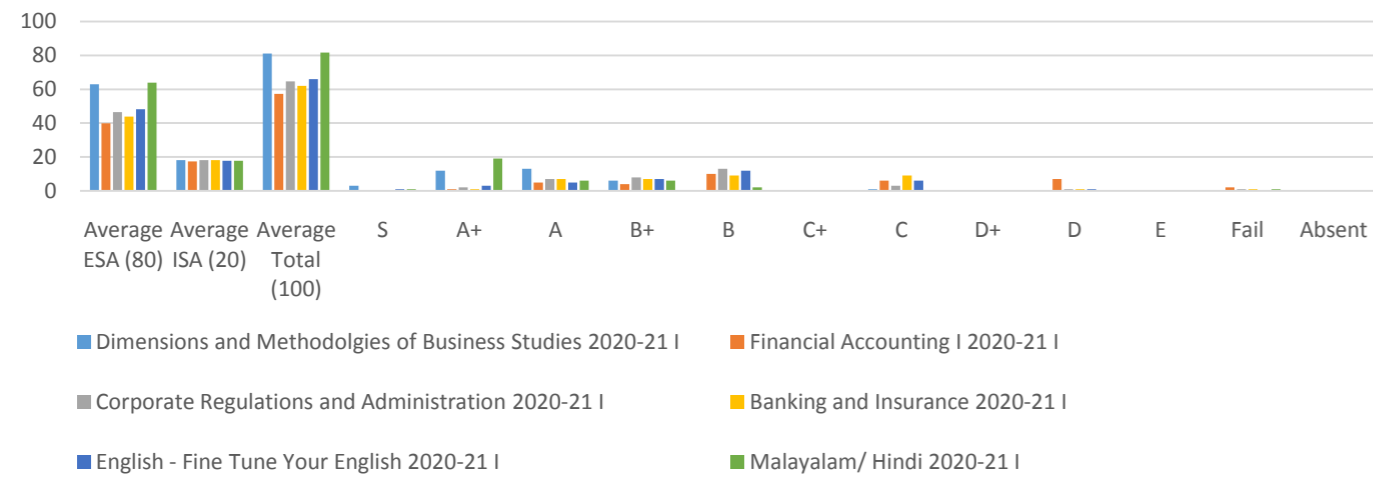
Overall Pass %

94.44

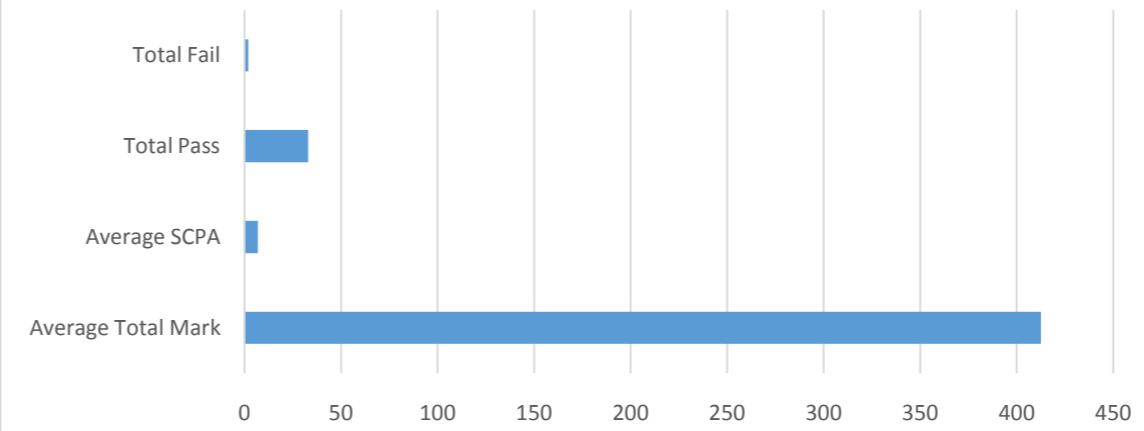
Course & Programme Outcome of B.Com Finance & Taxation, Academic Year 2020-21, Semester - I

Programm e	Course Code	Course	Academi c Year	Sem este	Average ESA (80)	Average ISA (20)	Average Total	S	A+	A	B+	B	C	D	E	Fail	Abse nt	Total Count	Averag e Total	Avera ge	Total Pass	Total Fail	Total Studen
B.Com F&T	CO1CRT01	Dimensions and Methodologies of Business Studies	2020-21	I	62.94	18.20	81.14	3	12	13	6	-	1	-	-	-	-	35	412.60	6.98	33	2	35
B.Com F&T	CO1CRT02	Financial Accounting I	2020-21	I	39.91	17.37	57.29	-	1	5	4	10	6	7	-	2	-	35					
B.Com F&T	CO1CRT03	Corporate Regulations and Administration	2020-21	I	46.49	18.09	64.57	-	2	7	8	13	3	1	-	1	-	35					
B.Com F&T	CO1CMT01	Banking and Insurance	2020-21	I	43.91	18.06	61.97	-	1	7	7	9	9	1	-	1	-	35					
B.Com F&T	EN1CCT01	English - Fine Tune Your English	2020-21	I	48.14	17.86	66.00	1	3	5	7	12	6	1	-	-	-	35					
B.Com F&T		Malayalam/ Hindi	2020-21	I	63.89	17.74	81.63	1	19	6	6	2	-	-	-	1	-	35					

Course Outcome of B.Com F&T, Academic Year 2020-21, Semester - I



Programme Outcome of B.Com F&T, Academic Year 2020-21, Semester - I



Overall Pass %
94.29

